



2020/21 Statutory Budget



	Page
COUNCILLORS AND CITY MAP	2
ORGANISATION STRUCTURE	3
THE YEAR AHEAD	4
BUDGET OVERVIEW	5
STATUTORY STATEMENTS	7
STATEMENT OF COMPREHENSIVE INCOME – BY NATURE & TYPE	8
STATEMENT OF COMPREHENSIVE INCOME – BY PROGRAM.....	9
KEY TERMS AND DEFINITIONS – REPORTING PROGRAMS	10
STATEMENT OF CASH FLOWS	11
RATE SETTTING STATEMENT BY PROGRAM	12
NOTES TO THE BUDGET.....	13
FEEES AND CHARGES SCHEDULE.....	33

Statement of Objective

In order to discharge its responsibilities to the community, the City has developed a set of operational and financial objectives. These objectives have been established both on an overall basis, reflected by the City's Mission Statement, and for each of its broad activities/programs.

Vision

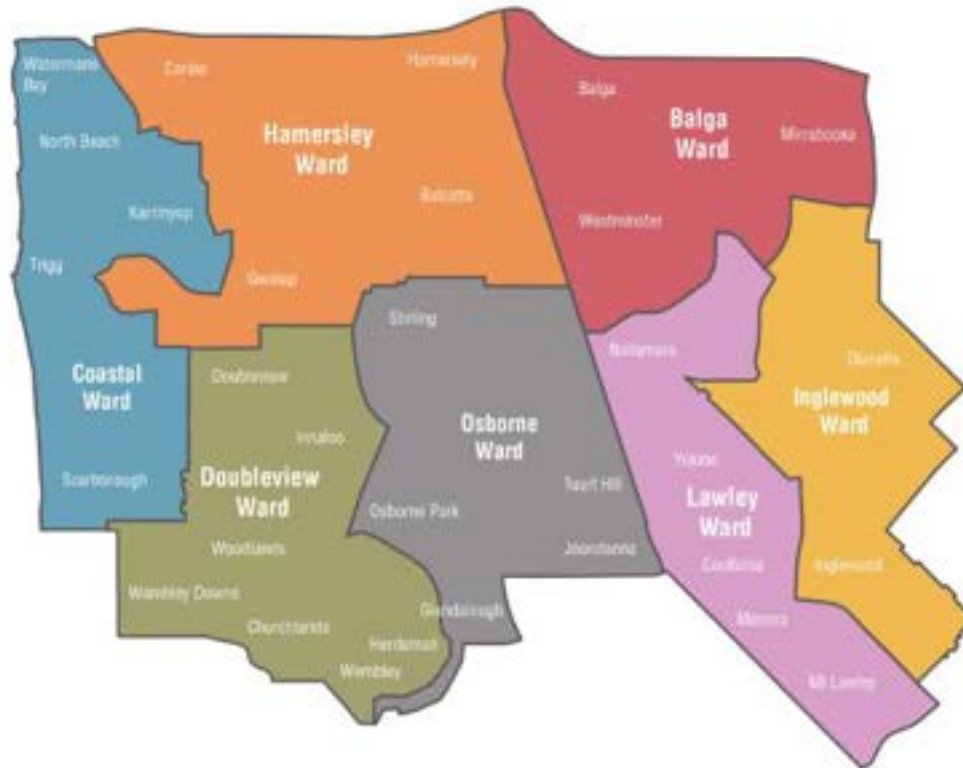
Stirling: The City of Choice














Mission

To serve the City's diverse community through delivering efficient, responsive and sustainable services.

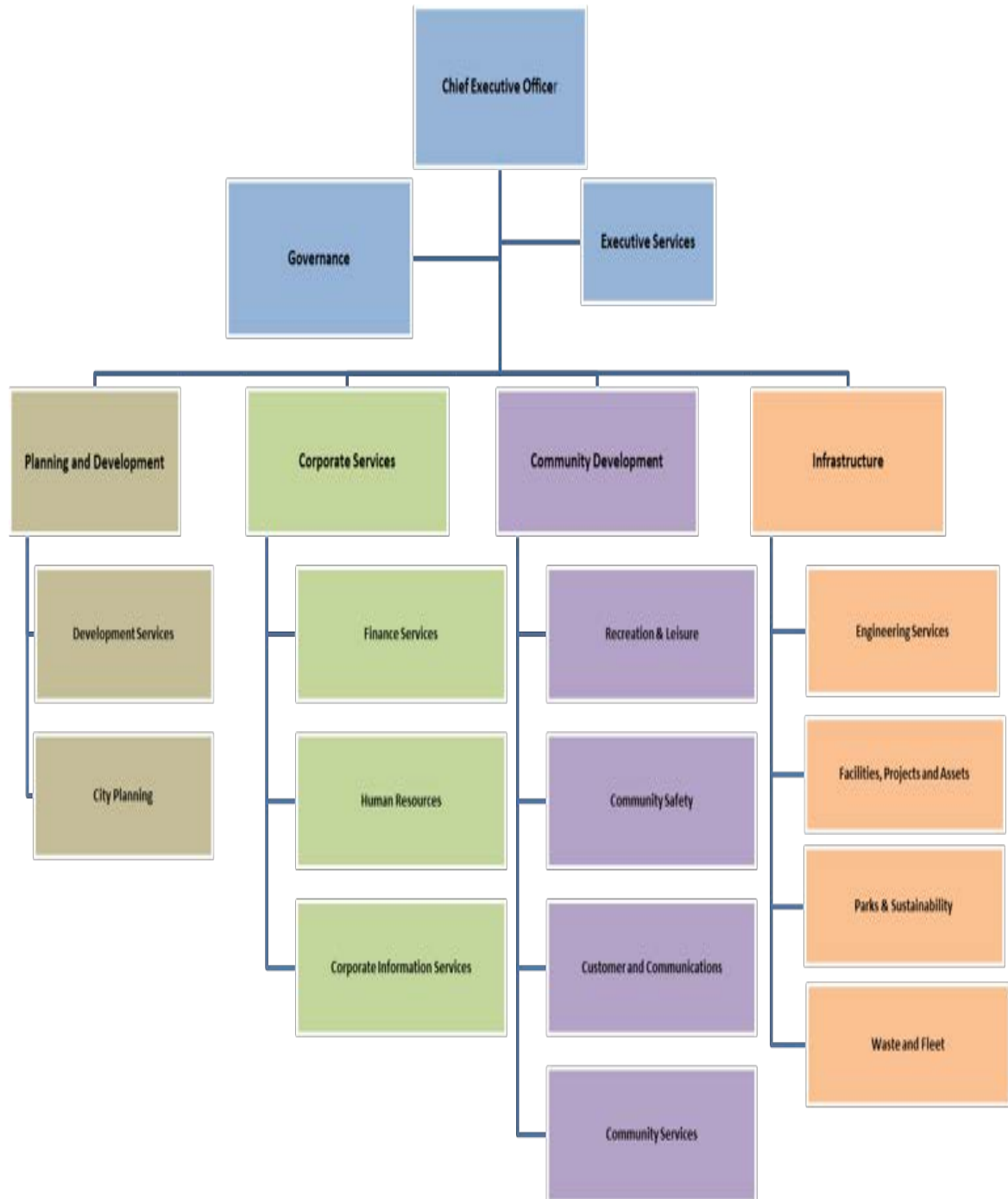
COUNCILLORS AND CITY MAP

Your Mayor and Councillors



Mayor	 Mayor – Mark Irwin (08) 9205 8502 mark.irwin@stirling.wa.gov.au
Coastal Ward	 Councillor – Felicity Farrelly 0407 170 090 felicity.farrelly@stirling.wa.gov.au
	 Councillor – Karen Caddy 0419 477 757 karen.caddy@stirling.wa.gov.au
Inglewood Ward	 Councillor – David Lagan 0408 068 597 david.lagan@stirling.wa.gov.au
	 Deputy Mayor Councillor – Bianca Sandri 0439 185 175 bianca.sandri@stirling.wa.gov.au
Balga Ward	 Councillor – David Boothman JP 0419 047 224 david.boothman@stirling.wa.gov.au
	 Councillor – Keith Sargent 0402 202 149 keith.sargent@stirling.wa.gov.au
Doubleview Ward	 Councillor – Stephanie Proud JP 0411 070 793 stephanie.proud@stirling.wa.gov.au
	 Councillor – Elizabeth Re 0419 913 988 elizabeth.re@stirling.wa.gov.au
Hamersley Ward	 Councillor – Chris Hatton 0439 752 279 chris.hatton@stirling.wa.gov.au
	 Councillor – Karlo Perkov 0447 904 714 karlo.perkov@stirling.wa.gov.au
Lawley Ward	 Councillor – Joe Ferrante 0418 891 274 joe.ferrante@stirling.wa.gov.au
	 Councillor – Suzanne Migdale 0417 137 362 suzanne.migdale@stirling.wa.gov.au
Osborne Ward	 Councillor – Lisa Thornton 0490 237 604 lisa.thornton@stirling.wa.gov.au
	 Councillor – Adam Spagnolo 0419 043 174 adam.spagnolo@stirling.wa.gov.au

ORGANISATION STRUCTURE



THE YEAR AHEAD

A central part of the City of Stirling's 2020/21 Budget is a \$43.7 million Economic Stimulus and Community Recovery Package in response to the recovery phase of COVID-19. The package aims to alleviate pressure on the local economy, continuing to deliver a high level of service balanced against sustainable and responsible use of ratepayer funds.

The package will stimulate the local economy, support local businesses and provide financial assistance to ratepayers and community groups. It will also provide more job opportunities through spend on labour focussed capital projects including:


- \$22.9M on roads, drainage and footpaths
- \$4.0M on rights of way
- \$33.5M of capital building works
- \$11.5M on parks and reserves

The City has also budgeted to undertake major capital projects, including:

- Recycling Centre Balcatta Redevelopment
- Hamersley Public Golf Course Redevelopment
- Terry Tyzack Aquatic Centre Redevelopment
- Princess Wallington Community Parkland Development
- Inglewood Oval/Hamer Park Redevelopment
- Stephenson Avenue Extension
- Continued development of Rights of Way

The City is in a solid financial position, remaining debt free, with its finances aligned to strategic priorities. The 2020/21 Budget has been developed congruent with the State Government's Integrated Planning and Reporting Framework and incorporates those projects and activities identified to continue, commence or be finalised during the year.

The City will implement differential rates in 2020/21, which will enable an effective rate freeze for rate payers and waste charges for domestic ratepayers have been reduced. Along with new flexible payment options, and the removal of interest, penalty and arrangement fees, the budget will provide much needed financial assistance to the City's ratepayers.



Stuart Jardine PSM

CHIEF EXECUTIVE OFFICER

BUDGET OVERVIEW

The City of Stirling is the largest local government in Western Australia based on population, revenue and expenditure.

During 2020/21 the City has a balanced budget consisting:

Where we collect the money from	\$'m
Rates	137.6
Operating Revenue	86.0
Capital Grants	29.9
Proceeds from Disposal of Assets	3.0
Revenue	256.5

Where we spend the money	\$'m
Operating Expenditure Excluding Non-Cash Amounts	(198.0)
Capital Expenditure	(61.8)
Carry Forward Capital Works	(47.7)
Expenditure	(307.5)

Reserves, Town Planning Scheme and Trust Monies Movement	\$'m
Transfers from Reserves	29.9
Transfers from Town Planning Scheme and Trust Monies	0.4
Transfers to Reserves	(7.7)
Net Movement	22.6

Estimated Opening Funds	28.4
--------------------------------	-------------

Balanced Budget	0.0
------------------------	------------

CAPITAL BUDGET SUMMARY

	2020/21 Budget New Capital	2019/20 Budget Carry Forward Capital Works	Total Capital
Engineering Projects			
Road Renewal Program	9,062,000	198,587	9,260,587
Stephenson Avenue Extension	0	22,396,261	22,396,261
Footpaths Program	1,900,000	1,199,272	3,099,272
Rights of Way Program	3,856,900	148,000	4,004,900
Drainage Program	4,380,000	1,485,714	5,865,714
Other Infrastructure Renewals	4,201,000	481,559	4,682,559
	23,399,900	25,909,393	49,309,293
Facilities, Projects and Assets Projects			
Major & Strategic Projects	19,414,350	8,762,497	28,176,847
Building Services Program	710,000	741,972	1,451,972
Building Refurbishment Program	1,564,000	1,873,202	3,437,202
Energy Improvement Program	347,000	98,190	445,190
	22,035,350	11,475,861	33,511,211
Parks and Sustainability Projects			
Community Parklands Upgrades	1,288,200	899,234	2,187,434
Citywide Park Asset Refurbishment	1,568,700	683,437	2,252,137
Million Trees & Revegetation Program	1,732,200	1,080,212	2,812,412
Sports Reserves Infrastructure	1,440,602	851,316	2,291,918
Irrigation Program	1,732,500	260,707	1,993,207
	7,762,202	3,774,906	11,537,108
Other Projects			
Fleet Replacements	6,867,000	4,434,012	11,301,012
Plant & Equipment Purchases	530,258	70,900	601,158
CCTV Program	147,000	37,088	184,088
Technology Projects	1,120,345	1,971,005	3,091,350
	8,664,603	6,513,005	15,177,608
Total	61,862,055	47,673,165	109,535,220

STATUTORY STATEMENTS

STATEMENT OF COMPREHENSIVE INCOME – BY NATURE & TYPE FOR THE YEAR ENDING 30 JUNE 2021

	Note	2020/21 Budget	2019/20 Actual	2019/20 Budget
		\$	\$	\$
Revenue				
General Rates	1(a)	137,605,072	140,524,880	140,728,413
Underground Power Rates		0	1,581,264	0
Operating Grants, Subsidies and Contributions	8	15,127,360	17,426,848	15,098,137
Fees and Charges	7	22,465,012	19,678,209	22,962,956
Rubbish Service Charge	1(c)	38,677,356	39,104,393	38,583,128
Security Service Charge	1(d)	2,994,630	3,023,880	2,972,310
Interest Earnings	9(a)	2,704,100	3,899,126	4,710,680
Other Revenue		3,649,346	5,219,698	4,831,565
		223,222,876	230,458,298	229,887,189
Expenses				
Employee Costs		(84,460,448)	(79,937,800)	(82,985,223)
Materials and Contracts - Non Current Asset Maintenance		(23,294,552)	(24,108,261)	(22,180,668)
Materials and Contracts - Other Works		(76,626,388)	(74,015,557)	(75,880,387)
Underground Power Expenditure		0	(1,584,116)	0
Utilities		(7,437,564)	(7,184,070)	(8,187,432)
Depreciation		(47,316,143)	(50,272,325)	(43,766,110)
Insurance		(1,831,135)	(1,802,362)	(1,743,625)
Other Expenditure		(4,002,126)	(2,842,592)	(3,069,158)
		(244,968,356)	(241,747,083)	(237,812,603)
Subtotal				
		(21,745,480)	(11,288,785)	(7,925,414)
Non-Operating Grants, Subsidies and Contributions	8	29,884,626	10,739,870	34,490,004
Profit on Asset Disposals	4(b)	394,197	2,138,425	2,230,858
(Loss) on Asset Disposals	4(b)	(577,420)	(181,655)	(588,868)
		29,701,403	12,696,640	36,131,994
Net Result				
		7,955,923	1,407,855	28,206,580
Total Comprehensive Income				
		7,955,923	1,407,855	28,206,580

This statement is to be read in conjunction with the accompanying notes.

STATEMENT OF COMPREHENSIVE INCOME – BY PROGRAM FOR THE YEAR ENDING 30 JUNE 2021

	Note	2020/21 Budget	2019/20 Actual	2019/20 Budget
		\$	\$	\$
Revenue				
General Purpose Funding		144,865,516	148,858,167	150,214,038
Governance		1,692,730	1,683,454	1,659,550
Law, Order and Public Safety		3,385,022	3,772,987	3,583,197
Health		192,220	202,904	220,420
Education and Welfare		11,585,999	10,819,039	10,824,675
Community Amenities		42,970,489	43,308,531	42,571,451
Recreation and Culture		12,440,321	10,330,098	13,091,806
Transport		2,532,400	2,797,012	3,192,700
Economic Services		2,216,150	3,535,163	2,335,000
Other Property and Services		1,342,029	5,150,943	2,194,352
		223,222,876	230,458,298	229,887,189
Expenses Excluding Finance Costs				
General Purpose Funding		(40,000)	(198,541)	(60,000)
Governance		(12,829,645)	(13,261,509)	(14,494,110)
Law, Order and Public Safety		(8,223,705)	(8,180,341)	(8,299,087)
Health		(2,894,400)	(2,928,561)	(3,059,953)
Education and Welfare		(18,840,153)	(18,560,499)	(18,962,113)
Community Amenities		(51,368,189)	(45,103,321)	(48,018,113)
Recreation and Culture		(69,664,271)	(70,112,344)	(66,709,643)
Transport		(58,614,844)	(56,225,710)	(57,345,193)
Economic Services		(5,453,450)	(6,835,395)	(5,403,897)
Other Property and Services		(17,039,699)	(20,340,862)	(15,460,494)
		(244,968,356)	(241,747,083)	(237,812,603)
Subtotal		(21,745,480)	(11,288,785)	(7,925,414)
Non-Operating Grants, Subsidies and Contributions	8	29,884,626	10,739,870	34,490,004
Profit on Asset Disposals	4(b)	394,197	2,138,425	2,230,858
(Loss) on Asset Disposals	4(b)	(577,420)	(181,655)	(588,868)
		29,701,403	12,696,640	36,131,994
Net Result		7,955,923	1,407,855	28,206,580
Total Comprehensive Income		7,955,923	1,407,855	28,206,580

This statement is to be read in conjunction with the accompanying notes.

KEY TERMS AND DEFINITIONS – REPORTING PROGRAMS

In order to discharge its responsibilities to the community, Council has developed a set of operational and financial objectives. These objectives have been established both on an overall basis, reflected by the City's Community Vision, and for each of its broad activities/programs.

OBJECTIVE	ACTIVITIES
General Purpose Funding To collect revenue to allow for the provision of services.	Rates Income and Expenditure, Grants Commission allocation and Pensioner Deferred Rates, Interest and Interest on Investments.
Governance To provide a decision making process for the efficient allocation of scarce resources.	Administration and operation of facilities and services to members of City; Other costs that relate to the tasks of assisting elected members and ratepayers on matters which do not concern specific City services; All other governance related activities in areas such as City Support, Administration, Finance and Information Services have been allocated down to the Programs that these costs support.
Law, Order and Public Safety To provide services to help ensure a safer community.	Supervision of various local laws, security, fire prevention, emergency services and animal control.
Health To provide for an operational framework for good community health.	Food quality and pest control, health education, health related emergencies response.
Education and Welfare To meet the needs of the community in these areas.	Provision, management and support services for families, children and the aged and disabled within the community, including pre-school playgroups, day and after school care, assistance to schools, senior citizens support groups and meals on wheels. Provision of Aged Persons Units and Resident-Funded Units.
Community Amenities Provide services required by the community.	Town planning and development, rubbish collection services, noise control, stormwater drainage, the provision of public conveniences, bus shelters, roadside furniture and litter control.
Recreation and Culture To establish and manage efficiently infrastructure and resources which will help the social well being of the community.	Provision of facilities and support for organisations concerned with leisure time activities and sport, support for the performing and creative arts and the preservation of the national estate. This includes maintenance of halls, aquatic centres, recreation and community centres, parks, gardens, sports grounds and the operation of libraries.
Transport To provide effective and efficient transport services for the community.	Construction, maintenance and cleaning of streets, roads, bridges, drainage works, footpaths, parking facilities, traffic signs and the Council Operation Centre, street lighting, traffic lights, including development, plant purchase and maintenance.
Economic Services To help promote the City and its economic well being	To plan facilities and regulate land use consistent with community expectations and environmental considerations.
Other Property and Services To provide effective and efficient property services to the community and to monitor and control councils overheads operating accounts	Private works operations, public works overheads, City plant operations and repair costs, land and property services and others that cannot be assigned to one of the preceding programs.

STATEMENT OF CASH FLOWS FOR THE YEAR ENDING 30 JUNE 2021

	Note	2020/21 Budget	2019/20 Actual	2019/20 Budget
		\$	\$	\$
CASH FLOWS FROM OPERATING ACTIVITIES				
Receipts				
Rates		137,605,072	141,253,782	141,388,413
Fees and Charges		4,975,232	4,665,810	5,726,820
Service Charges		56,762,107	55,178,272	57,603,897
Interest Earned		2,704,100	2,864,718	4,050,680
Other Grants and Contributions		1,336,759	1,403,638	1,631,371
Other Revenue		2,319,392	3,387,746	3,067,373
		205,702,662	208,753,966	213,468,554
Payments				
Employee Costs		(108,579,103)	(104,210,048)	(106,579,997)
Materials and Contracts		(75,802,284)	(78,435,686)	(74,466,282)
Utility Expenses		(7,437,564)	(7,184,070)	(8,187,432)
Insurance Expenses		(1,831,135)	(1,810,677)	(1,743,625)
Other Expenditure		(4,002,126)	(3,862,049)	(3,069,157)
		(197,652,212)	(195,502,530)	(194,046,493)
Net Cash Provided by Operating Activities	3	8,050,450	13,251,436	19,422,061
CASH FLOWS USED IN INVESTING ACTIVITIES				
New and Redevelopment of Community Infrastructure		(54,861,718)	(33,311,133)	(62,454,565)
Payments for Purchases of Property, Plant and Equipment		(27,766,598)	(17,528,615)	(19,660,652)
Proceeds From Sale of Property, Plant and Equipment	4(b)	3,025,700	4,160,547	4,828,200
Capital Grants and Contributions		29,884,626	9,317,117	33,439,004
Operating Government Grants		12,596,714	13,596,787	12,331,940
Capital Expenditure - Specific Government Grants		50,000	1,601,088	851,000
Net Cash Used in Investing Activities		(37,071,276)	(22,164,209)	(30,665,073)
CASH FLOWS FROM FINANCING ACTIVITIES				
Net Cash Provided in Financing Activities		0	0	0
Net (Decrease) in Cash Held		(29,020,826)	(8,912,773)	(11,243,012)
Cash at Beginning of Year		112,934,566	121,847,339	95,086,867
Cash and Cash Equivalents at the End of the Year	3	83,913,740	112,934,566	83,843,855

The statement is to be read in conjunction with the accompanying notes.

RATE SETTING STATEMENT BY PROGRAM FOR THE YEAR ENDING 30 JUNE 2021

	Note	2020/21 Budget \$	2019/20 Actual \$	2019/20 Budget \$
OPERATING ACTIVITIES				
Net Current Assets at Start of Financial Year - Surplus	2(a)	28,449,259	26,581,252	25,931,854
Revenue from operating activities (excluding rates)				
General Purpose Funding		7,260,445	8,333,288	9,485,625
Governance		1,692,730	1,694,518	1,659,550
Law, Order and Public Safety		3,385,022	3,772,987	3,583,197
Health		192,220	202,904	220,420
Education and Welfare		11,585,999	10,819,039	10,824,675
Community Amenities		42,970,489	43,308,531	42,571,451
Recreation and Culture		12,440,321	10,330,098	13,091,806
Transport		2,532,400	2,808,010	3,192,700
Economic Services		2,216,150	3,535,798	2,335,000
Other Property and Services		1,736,226	7,266,670	4,425,210
		86,012,002	92,071,843	91,389,634
Expenditure from operating activities				
General Purpose Funding		(40,000)	(198,541)	(60,000)
Governance		(12,829,645)	(13,332,985)	(14,494,110)
Law, Order and Public Safety		(8,223,705)	(8,180,341)	(8,299,087)
Health		(2,894,400)	(2,928,561)	(3,059,953)
Education and Welfare		(18,840,153)	(18,560,499)	(18,962,113)
Community Amenities		(51,368,189)	(45,103,321)	(48,018,113)
Recreation and Culture		(69,664,271)	(70,112,744)	(66,709,642)
Transport		(58,614,844)	(56,225,710)	(57,345,193)
Economic Services		(5,453,450)	(6,835,395)	(5,403,897)
Other Property and Services		(17,617,119)	(20,450,641)	(16,049,364)
		(245,545,776)	(241,928,738)	(238,401,472)
Non-Cash Amounts Excluded from Operating Activities	2(b)	47,499,366	45,910,002	42,124,120
Amount Attributable to Operating Activities		(83,585,149)	(77,365,641)	(78,955,864)
INVESTING ACTIVITIES				
Capital Grants and Contributions	8	29,884,626	10,739,870	34,490,004
Total Capital Expenditure	4(a)	(61,862,055)	(45,901,266)	(82,535,216)
Proceeds from Disposal of Assets	4(b)	3,025,700	4,213,270	4,828,200
Carry Forward Capital Works	2(a)(iii)	(47,673,165)	0	(16,931,854)
Amount Attributable to Investing Activities		(76,624,894)	(30,948,126)	(60,148,866)
FINANCING ACTIVITIES				
Transfer to and from Town Planning Schemes	11	378,820	27,270	827,143
Transfer from Trust Monies		55,000	200,000	0
Transfer to Cash Backed Reserves	6	(7,743,410)	(14,046,824)	(14,441,837)
Transfer from Cash Backed Reserves	6	29,914,561	10,057,700	11,991,011
Amount Attributable to Financing Activities		22,604,971	(3,761,854)	(1,623,683)
Budgeted Deficiency Before General Rates		(137,605,072)	(112,075,621)	(140,728,413)
Estimated Amount to be Raised from General Rates	1	137,605,072	140,524,880	140,728,413
Net Current Assets at End of Financial Year - Surplus	2(a)	0	28,449,259	0

The statement is to be read in conjunction with the accompanying notes.

NOTES TO THE BUDGET

Page

SIGNIFICANT ACCOUNTING POLICIES 14

NOTE 1. RATES AND SERVICE CHARGES..... 18

NOTE 2. NET CURRENT ASSETS 21

NOTE 3. RECONCILIATION OF CASH 23

NOTE 4. FIXED ASSETS 24

NOTE 5. ASSET DEPRECIATION 26

NOTE 6. RESERVES..... 27

NOTE 7. FEES AND CHARGES 30

NOTE 8. GRANT REVENUE 30

NOTE 9. OTHER INFORMATION 31

NOTE 10. MAJOR LAND TRANSACTIONS..... 32

NOTE 11. TOWN PLANNING SCHEMES 32

SIGNIFICANT ACCOUNTING POLICIES

The significant policies which have been adopted in the preparation of these Budget Statements are:

(a) Basis of Preparation

The budget has been prepared in accordance with applicable Australian Accounting Standards (as they apply to Local Governments), Australian Accounting Interpretations, other authoritative pronouncements of the Australian Accounting Standards Board, the *Local Government Act 1995* and accompanying regulations. Material Accounting Policies which have been adopted in the preparation of this budget are presented below and have been consistently applied unless stated otherwise.

Except for cash flow and rate setting information, the budget has also been prepared on the accrual basis and is based on historical costs, modified where applicable, by the measurement at fair value of selected non-current assets, financial assets and liabilities.

The Local Government Reporting Entity

All Funds through which the City controls resources to carry on its functions have been included in the Financial Statements forming part of this Budget.

In the process of reporting on the local government as a single unit, all transactions and balances between those funds (for example, loans and transfers between funds) have been eliminated. All monies held in the Trust Fund are excluded from the Financial Statements.

(b) 2019/20 Actual Balances

Balances shown in this budget as 2019/20 Actual are as forecast at the time of budget preparation and are subject to final adjustment.

(c) Change in accounting policies

On the 1 July 2020 the following new accounting policies are to be adopted and have impacted on the preparation of the budget:

AASB 1059 – Service Concessions Arrangements: Grantors
AASB 2018-7 Amendments to Australian Accounting Standards - Materiality

At the time of budget preparation these changes were not expected to be significant and will be revisited at Budget Review should any changes arise.

(d) Rounding Off Figures

All figures shown in this budget, other than a rate in the dollar, are rounded to the nearest dollar. This may result in minor variations between individual schedules.

(e) Rates, Grants, Donations and Other Contributions

The rating and reporting periods coincide. All rates levied for the year are recognised as revenue. Control over assets acquired from rates is obtained at the commencement of the rating period or, where earlier, upon receipt of the rates.

All grants, donations and other contributions are recognised as revenue when the City obtains control over the monies (assets) comprising the contributions. Expenditure of those monies is made in the manner specified under the conditions upon which the City received those monies.

(f) Goods and Services Tax

Revenues, expenses and assets are recognised net of the amount of GST, except where the amount of GST incurred is not recoverable from the Australian Taxation Office (ATO).

Receivables and payables are stated inclusive of GST receivable or payable. The net amount of GST recoverable from, or payable to, the ATO is included with receivables or payables in the statement of financial position.

Cash flows are presented on a Gross basis. The GST components of cash flows arising from investing or financing activities which are recoverable from, or payable to, the ATO are presented as operating cash flows.

(g) Superannuation

The City contributes to the Local Government Superannuation Scheme, the Occupational Superannuation Fund and various other Superannuation funds on behalf of its employees. All funds are defined contribution schemes. The superannuation expense for the reporting period is the total contribution the City makes towards superannuation plans which provides benefits to its employees.

(h) Trade and Other Receivables

Trade and other receivables include amounts due from ratepayers for unpaid rates and service charges and other amounts due from third parties for goods sold and services performed in the ordinary course of business.

Receivables expected to be collected within 12 months of the end of the reporting period are classified as current assets. All other receivables are classified as non-current assets.

Collectability of trade and other receivables is reviewed on an ongoing basis. Debts that are known to be uncollectible are written off when identified. An allowance for doubtful debts is raised when there is objective evidence that they will not be collectible. Bad debts are identified and approved in accordance with the City's policy.

(i) Inventories

General

Inventories are valued at the lower of cost and net realisable value. Net realisable value is the estimated selling price in the ordinary course of business less the estimated costs of completion and the estimated costs necessary to make the sale.

Inventories are classified as current even if not expected to be realised in the next 12 months.

Land Held for Sale

Land held for development and sale is valued at the lower of cost and net realisable value. Cost includes the cost of acquisition, development, borrowing costs and holding costs until completion of development. Finance costs and holding charges incurred after development is completed are expensed.

Gains and losses are recognised in profit or loss at the time of signing an unconditional contract of sale if significant risks and rewards, and effective control over the land, are passed on to the buyer at this point.

Land held for sale is classified as current except where it is held as non-current based on City's intentions to release for sale.

(j) Trade and Other Payables

Trade and other payables represent liabilities for goods and services provided to the City prior to the end of the financial year that are unpaid and arise when the City becomes obliged to make future payments in respect of the purchase of these goods and services.

(k) Employee Benefits

Short-Term Employee Benefits

Provision is made for the City's obligations for short-term employee benefits. Short-term employee benefits are benefits (other than termination benefits) that are expected to be settled wholly before 12 months after the end of the annual reporting period in which the employees render the related service, including wages, salaries and sick leave. Short-term employee benefits are measured at the (undiscounted) amounts expected to be paid when the obligation is settled.

The City's obligations for short-term employee benefits such as wages, salaries and sick leave are recognised as a part of current trade and other payables in the statement of financial position. The City's obligations for employees' annual leave and long service leave entitlements are recognised as provisions in the statement of financial position.

Other Long-Term Employee Benefits

Provision is made for employees' long service leave and annual leave entitlements not expected to be settled wholly within 12 months after the end of the annual reporting period in which the employees render the related service. Other long-term employee benefits are measured at the present value of the expected future payments to be made to employees. Expected future payments incorporate anticipated future wage and salary levels, durations of service and employee departures and are discounted at rates determined by reference to market yields at the end of the reporting period on government bonds that have maturity dates that approximate the terms of the obligations. Any re-measurements for changes in assumptions of obligations for other long-term employee benefits are recognised in profit or loss in the periods in which the changes occur.

The City's obligations for long-term employee benefits are presented as non-current provisions in its statement of financial position, except where the City does not have an unconditional right to defer settlement for at least 12 months after the end of the reporting period, in which case the obligations are presented as current provisions.

The provision for employee entitlements relates to amounts expected to be paid to employees for long service leave and annual leave and is based on legal and contractual entitlements. The funds in the City's staff leave liabilities reserve bank account are considered adequate.

Provisions for sick leave are not made in the accounts as they are non-vesting and are paid when incurred.

(l) Borrowings

The balance of the bank overdraft amount reflects the book position and includes cheques that have been drawn but have not yet been debited to the bank account. Funds are maintained in investment until required.

(m) Provisions

Provisions are recognised when the City has a legal or constructive obligation, as a result of past events, for which it is probable that an outflow of economic benefits will result and that outflow can be reliably measured.

Provisions are measured using the best estimate of the amounts required to settle the obligation at the end of the reporting period.

(n) Current and Non-Current Classification

In the determination of whether an asset or liability is current or non-current, consideration is given to the time when each asset or liability is expected to be settled. The asset or liability is classified as current if it is expected to be settled within the next 12 months, being the City's operational cycle. In the case of liabilities where the City does not have the unconditional right to defer settlement beyond 12 months, such as vested long service leave, the liability is classified as current even if not expected to be settled within the next 12 months. Inventories held for trading are classified as current even if not expected to be realised in the next 12 months except for land held for resale where it is held as non-current based on the City's intentions to release for sale.

(o) Contract Assets

A contract asset is the right to consideration in exchange for goods or services the entity has transferred to a customer when that right is conditioned on something other than the passage of time.

(p) Contract Liabilities

An entity's obligation to transfer goods or services to a customer for which the entity has received consideration (or the amount is due) from the customer. Grants to acquire or construct recognisable non-financial assets to be controlled by the City are recognised as a liability until such time as the City satisfies its obligations under the agreement.

(q) Comparative Figures

Where required, comparative figures have been adjusted to conform with changes in presentation for the current financial year.

(r) Budget Comparative Figures

Unless otherwise stated, the budget comparative figures shown in this budget document relate to the original budget estimate for the relevant item of disclosure.

(s) Interest in Regional Councils

The City's interest in two Regional Councils has been recognised in the financial statements at cost of contributed equity.

The City is a member of Mindarie Regional Council, holding a one third share. This investment was initially recognised at cost and has been revalued to fair value according to Local Government (Financial Management) Regulations 1996.

The City also has a one third share of Tamala Park Regional Council (TPRC). The investment is adjusted for any equity distribution by TRPC as well as net sales. The sales are shown as non-operating revenue and also adjusted against investment.

(t) Critical Accounting Estimates

The preparation of a financial report in conformity with Australian Accounting Standards requires management to make judgements, estimates and assumptions that effect the application of policies and reported amounts of assets and liabilities, income and expenses.

The estimates and associated assumptions are based on historical experience and various other factors that are believed to be reasonable under the circumstances. The results of this experience and other factors combine to form the basis of making judgements about carrying values of assets and liabilities not readily apparent from other sources. Actual results may differ from these estimates.

NOTE 1. RATES AND SERVICE CHARGES

(a) Rating Information

RATE TYPE	Rate in \$	Number of properties	Rateable value	COVID-19 Concession	2020/21 Budgeted total revenue
					\$
Differential general rate or general rate					
Gross rental valuations					
Residential	0.056122	55,314	1,313,883,855	(1,242,259)	72,495,531
Industrial	0.057837	1,787	219,603,841	(250,663)	12,450,565
Commercial	0.052442	1,604	315,403,038	(488,884)	16,051,482
Vacant	0.068241	1,065	30,221,180	(490,558)	1,571,765
Sub-Totals		59,770	1,879,111,914	(2,472,364)	102,569,343
Minimum					
<u>Minimum</u>					
\$					
Minimum payment					
Gross rental valuations					
General Minimum	853	40,716	502,416,797	0	34,730,748
Parkland Villas (under 36m ²)	805	21	0	0	16,905
Strata Titled Storage Units	553	56	284,903	0	30,968
Sub-Totals		40,793	502,701,700	0	34,778,621
Interim Rates					
Residential		0	0	0	257,108
Total		100,563	2,381,813,614	(2,472,364)	137,605,072

The City of Stirling has in the past applied a single rate in the dollar to all property types and this can result in different outcomes for property owners when Landgate revaluations are applied, with some property owners paying more in rates while others pay less.

For the 2020/21 financial year, and in accordance with the provisions of Section 6.33 of the *Local Government Act 1995*, the City of Stirling have adopted a Differential Rates strategy with a different rate in the dollar applied to each of the 4 property categories. The key values of objectivity, fairness, equity and transparency have been applied when setting the rate in the dollar.

(b) Interest Charges and Instalments – Rates and Service Charges

The following instalment options are available to ratepayers for the payment of rates and service charges.

Instalment Options	Date Due	Instalment Plan Admin Charge	Instalment Plan Interest Rate	Unpaid Rates Interest Rates
		\$	%	%
Option One				
Single Full Payment	26/08/2020	0	0%	0%
Option Two (i)				
First Instalment	26/08/2020	0	0%	0%
Second Instalment	11/11/2020	0	0%	0%
Option Three (ii)				
First Instalment	26/08/2020	0	0%	0%
Second Instalment	11/11/2020	0	0%	0%
Third Instalment	13/01/2021	0	0%	0%
Fourth Instalment	17/03/2021	0	0%	0%
Option Three (iii)				
First Instalment	26/08/2020	0	0%	0%
Weekly Instalment (42 instalments)	*	0	0%	0%
Fortnightly Instalment (21 instalments)	*	0	0%	0%
Monthly Instalment (10 instalments)	*	0	0%	0%

* Due dates for remaining instalments to be agreed between the City and the ratepayer

(b) Interest Charges and Instalments – Rates and Service Charges (continued)

Revenue	2020/21 Budget	2019/20 Actual	2019/20 Budget
	\$	\$	\$
Instalment Charges	0	27,090	30,000
Instalment Interest	0	427,334	330,000
Late Payment Penalty Interest	0	301,592	330,000
Pensioner Deferred Rates Interest Grant	0	0	50,000
	0	756,016	740,000

The City, in accordance with the provisions of Section 6.45 of the *Local Government Act 1995*, for the 2020/21 financial year, will not impose the administration fees and interest charges for payment of rates, ESL, domestic refuse charge, Property Surveillance and Security Service Charge, and private swimming pool inspection fees where the owner has elected to pay rates (and service charges) by way of an instalment option.

In accordance with the provisions of Section 6.49 of the *Local Government Act 1995*, the Chief Executive Officer can, during the 2020/21 financial year, enter into special payment agreements with ratepayers for the payment of rates, ESL, Domestic Refuse Charge, Property Surveillance and Security Service Charge and Private Swimming Pool Inspection Fees.

(c) Rubbish Service Charge

The Refuse Charge provides for the provision of services that ensures the City waste collections and amenity are maintained while reducing the associated environmental footprint.

Domestic services include the collection, sorting and recycling of domestic waste from General (red lid), Co-mingled recycling (yellow lid) and Garden waste (lime green lid) mobile garbage bins in line with the 'Better Bin' guidelines set by the Western Australian Waste Authority. These services have been implemented to increase recycling to meet the State Government's Waste Strategy "Creating the Right Environment" and to keep the Refuse Charge low by reducing waste to landfill which is subject to an increasing landfill levy.

The provision of On Demand services continues with each household able to order a Skip Bin and the direct collection of Mattresses, E-Waste and White goods once per year. Additional waste can be disposed through the provision of Tip-pass vouchers which allow for the disposal of clean green waste, clean sand and rubble, and mixed waste as well as mattresses and refrigerators/air conditioners at the Recycling Centre Balcatta. Bulk green waste collections are now more frequent and are based on a nine month rotating schedule. Access is provided to residents through the City's Recycling Centre in Balcatta for the disposal of Hazardous materials, E-Waste, recyclables and reusable household items.

In addition to these household waste services, the Refuse Charge enables the sweeping of the City streets and beaches and the maintenance of street and reserve litter bins.

It is to be recognised that the City has a base level of service for units and households with a variety of additional options depending on need (bin delivery fees apply for additional service options). These are:

Standard Service	\$ 335
Shared Service (multi-unit dwellings only)	\$ 290
Upgrade from 140L to 240L General Waste bin (Red Top)	\$ 150
Upgrade from 240L to 360L Co-mingled Waste bin (Yellow Top)	\$ 20
Additional Green 240L Garden Waste Bin	\$ 40
Additional Yellow 240L Co-mingled Recycling Bin	\$ 40
Additional Yellow 360L Co-mingled Recycling Bin	\$ 40
Additional Mobile Garbage Bin for Upgrades	\$ 100
New Service Levy - Shared	\$ 100
New Service Levy - Standard	\$ 200

The City will deliver this service to over 96,000 residential properties in the 2020/21 year.

	2020/21 Budget	2019/20 Actual	2019/20 Budget
	\$	\$	\$
Rubbish Service Charges	38,677,356	39,104,393	38,583,128

It is expected that the revenue raised will be expended on the provision of services. If surplus funds are identified at the end of the year, these funds will be transferred to a specific reserve for use in providing the service in future years.

(d) Property Surveillance and Security Charge

The Program aims to meet the community's concerns through security patrols and security awareness. It is expected that the revenue raised will be expended on the provision of services. If surplus funds are identified at the end of the year, these funds will be transferred to a specific reserve for use in providing the service in future years.

Service Charge	Amount of Charge	2020/21 Budget	2019/20 Actual	2019/20 Budget
	\$	\$	\$	\$
Property Surveillance and Security Charge	30	2,994,630	3,023,880	2,972,310

NOTE 2. NET CURRENT ASSETS

(a) Composition of Estimated Net Current Assets

Regulation 31 of the Local Government (Financial Management) Regulations 1996 requires local government to calculate the Net Current Assets carried forward from the previous year and factor that into the forthcoming budget calculations.

The 2020/21 Net Current Assets (otherwise known as Opening Funds) was estimated as follows:

	Note	2019/20 Actual
		\$
Current Assets		
Cash and Cash Equivalents- Unrestricted	3	35,021,192
Cash and Cash Equivalents - Restricted	3	77,913,374
Receivables		11,333,882
Inventories		2,214,629
		<u>126,483,077</u>
Less: Current Liabilities		
Trade and Other Payables		(20,116,245)
Provisions		(15,924,045)
		<u>(36,040,290)</u>
Estimated Net Current Assets		<u>90,442,787</u>

(i) Calculating the Opening Funds - 1 July 2020

Estimated Net Current Assets		90,442,787
Adjustments to Net Current Assets		
(Less): Cash - Restricted Reserves	3	(77,913,374)
Add: Provisions for Employee Benefit Provisions		15,919,846
		<u>(61,993,528)</u>
(Less): Provisional 2019/20 Carry Forward Capital Works	2(a)(iii)	(47,673,165)
Add: Stephenson Avenue Extension Project Capital Grant		22,396,261
Estimated Opening Funds		<u>3,172,355</u>

(ii) Reconciliation of Estimated Opening Funds as above to the Rate Setting Statement

Estimated Opening Funds		3,172,355
Provisional 2019/20 Carry Forward Capital Works	2(a)(iii)	47,673,165
(Less): Stephenson Avenue Extension Project Capital Grant		(22,396,261)
Net Current Assets at End of Financial Year-Surplus		<u>28,449,259</u>

(iii) Carry Forward Capital Works

The 2019/20 financial year Carry Forward Capital Works budget of \$47,673,165 for the Rate Setting purposes includes Stephenson Avenue Extension Project. This project was budgeted for \$24,019,736 in 2019/20 financial year and is fully grant funded from the Federal and State Government.

	2019/20 Actual
	\$
Provisional Carry Forward Capital Works	25,276,904
Stephenson Avenue Extension Project	22,396,261
Total 2019/20 Carry Forward Capital Works	<u>47,673,165</u>

(b) Operating Activities Items excluded from calculation of budgeted deficiency

When calculating the budget deficiency for the purpose of Section 6.2 (2)(c) of the *Local Government Act 1995* the following amounts have been excluded as provided by Local Government (Financial Management) Regulation 32 which will not fund the budgeted expenditure.

	Note	2020/21 Budget	2019/20 Actual	2019/20 Budget
Operating Activities Excluded from Budgeted Deficiency		\$	\$	\$
The following non-cash revenue or expenditure have been excluded from operating activities within the Rate Setting Statement.				
Adjustments to Operating Activities				
Less: Profit on Asset Disposals	4(b)	(394,197)	(2,138,425)	(2,230,858)
Add: Loss on Disposal of Assets	4(b)	577,420	181,655	588,868
Add: Leave Provisions Written Back		0	260,423	0
Add: Depreciation on Assets	5	47,316,143	50,272,325	43,766,110
Less: Reversal of Prior Years Revaluation		0	(1,160,384)	0
Less: Acquired or Gifted Assets		0	(1,505,592)	0
Non Cash Amounts Excluded from Operating Activities		47,499,366	45,910,002	42,124,120

NOTE 3. RECONCILIATION OF CASH

For the purposes of the Statement of Cash Flows, cash includes cash and cash equivalents, net of outstanding bank overdrafts. Estimated cash at the end of the reporting period is as follows:

	Note	2020/21 Budget	2019/20 Actual	2019/20 Budget
		\$	\$	\$
Unrestricted Cash and Cash Equivalents		28,171,517	35,021,192	13,148,917
Restricted Cash and Cash Equivalents – Reserves	6	55,742,223	77,913,374	70,694,938
		83,913,740	112,934,566	83,843,855
Reconciliation of Net Cash Provided by Operating Activities to Net Result				
Net result		7,955,923	1,407,855	28,206,580
Depreciation	5	47,316,143	50,272,325	43,766,110
(Profit)/Loss on Sale of Asset	4(b)	183,223	(1,956,770)	(1,641,990)
(Increase) in Receivables		(8,716,698)	(12,660,191)	(10,245,789)
(Increase)/Decrease in Inventories		(85,371)	11,306	3,457,813
(Decrease) in Payables		(9,116,245)	(13,556,979)	(9,385,337)
Increase/(Decrease) in Employee Provisions		398,101	473,760	(245,322)
Grants/Contributions for the Development of Assets	8	(29,884,626)	(10,739,870)	(34,490,004)
Net Cash from Operating Activities		8,050,450	13,251,436	19,422,061

CASH AND CASH EQUIVALENTS

Cash and cash equivalents include cash on hand and municipal fund bank account that are highly liquid investments readily convertible to cash, and which are subject to an insignificant risk of changes in value.

NOTE 4. FIXED ASSETS

(a) Asset Acquisitions

The following assets are budgeted to be acquired during the year:

Asset Class	Reporting Program										2020/21 Budget Total
	General Purpose Fund	Governance	Law Order & Public Safety	Health	Education And Welfare	Community Amenities	Recreation & Culture	Transport	Economic Services	Other Property & Services	
	\$	\$	\$	\$	\$	\$	\$	\$	\$	\$	\$
<u>Property, Plant and Equipment</u>											
Buildings	0	0	0	0	0	0	0	0	0	15,515,795	15,515,795
Plant and Equipment	0	45,000	0	0	20,750	0	275,000	0	0	4,195,000	4,535,750
Mobile Vehicles and Plant	0	0	0	0	0	0	0	19,000	0	6,893,000	6,912,000
Furniture and Office Equipment	0	1,120,345	140,000	0	0	0	35,614	0	0	0	1,295,959
Recreation Equipment	0	0	0	0	0	0	461,196	0	0	0	461,196
	0	1,165,345	140,000	0	20,750	0	771,810	19,000	0	26,603,795	28,720,700
<u>Infrastructure</u>											
Roads	0	0	0	0	0	0	0	15,049,900	0	0	15,049,900
Drainage	0	0	0	0	0	0	0	4,380,000	0	0	4,380,000
Footpaths	0	0	0	0	0	0	257,000	3,870,000	0	0	4,127,000
Other Engineering Infrastructure	0	0	0	0	0	100,000	0	0	0	0	100,000
Reserves	0	0	0	0	0	375,000	3,587,400	0	0	2,137,555	6,099,955
Reticulation and Other Parks	0	0	0	0	0	0	3,384,500	0	0	0	3,384,500
	0	0	0	0	0	475,000	7,228,900	23,299,900	0	2,137,555	33,141,355
Total Acquisitions	0	1,165,345	140,000	0	20,750	475,000	8,000,710	23,318,900	0	28,741,350	61,862,055

RECOGNITION OF ASSETS

Assets for which the fair value as at the date of acquisition is under \$5,000 are not recognised as an asset in accordance with *Financial Management Regulation 17A (5)*. These assets are expensed immediately. Where multiple individual low value assets are purchased together as part of a larger asset or collectively forming a larger asset exceeding the threshold, the individual assets are recognised as one asset and capitalised.

(b) Asset Disposals

The following assets are budgeted to be disposed of during the year.

	2020/21 Budget Net Book Value	2020/21 Budget Sales Proceeds	2020/21 Budget Profit	2020/21 Budget Loss	2019/20 Budget Net Book Value	2019/20 Budget Sales Proceeds	2019/20 Budget Profit	2019/20 Budget Loss
By Program	\$	\$	\$	\$	\$	\$	\$	\$
General Purpose Funding	0	0	0	0	0	0	0	0
Governance	0	0	0	0	0	0	0	0
Law Order & Public Safety	0	0	0	0	0	0	0	0
Health	0	0	0	0	0	0	0	0
Education And Welfare	0	0	0	0	0	0	0	0
Community Amenities	0	0	0	0	0	0	0	0
Recreation & Culture	0	0	0	0	0	0	0	0
Transport	0	0	0	0	0	0	0	0
Economic Services	0	0	0	0	0	0	0	0
Other Property & Services	3,208,923	3,025,700	394,197	(577,420)	3,186,210	4,828,200	2,230,858	(588,868)
	3,208,923	3,025,700	394,197	(577,420)	3,186,210	4,828,200	2,230,858	(588,868)
By Class								
<i>Property, Plant and Equipment</i>								
Mobile Vehicles and Plant	3,208,923	3,025,700	394,197	(577,420)	3,186,210	4,828,200	2,230,858	(588,868)

GAINS AND LOSSES ON DISPOSAL

Gains and losses on disposals are determined by comparing proceeds with the carrying amount. These gains and losses are included in profit or loss in the period which they arise.

NOTE 5. ASSET DEPRECIATION

	2020/21 Budget	2019/20 Estimated Actual	2019/20 Budget
	\$	\$	\$
By Program			
Governance	436,115	679,250	772,914
Law, Order and Public Safety	46,619	113,404	89,920
Health	12,622	22,007	31,230
Education and Welfare	413,196	459,716	437,558
Community Amenities	964,862	978,598	930,775
Recreation and Culture	10,987,950	12,482,130	8,566,451
Transport	29,031,417	28,083,847	27,905,925
Economic Services	12,004	19,222	50,095
Other Property and Services	5,411,358	7,434,151	4,981,242
	47,316,143	50,272,325	43,766,110
By Class			
Buildings	6,022,078	6,232,012	5,468,986
Plant and Equipment	1,624,200	2,022,140	1,438,928
Mobile Vehicles	3,684,558	5,561,219	3,627,914
Furniture & Equipment	1,455,814	1,839,775	1,575,373
Recreation Equipment	715,313	805,335	366,875
Roads Infrastructure	20,522,252	19,714,464	19,614,782
Drainage Infrastructure	6,072,691	6,002,989	5,974,192
Footpaths Infrastructure	1,932,783	1,856,013	1,888,077
Other Engineering Infrastructure	725,393	704,718	684,673
Reticulation Infrastructure	1,773,195	1,689,715	1,633,805
Other Parks Infrastructure	2,787,866	3,843,945	1,492,505
	47,316,143	50,272,325	43,766,110

DEPRECIATION

All non-current assets having limited useful life are systematically depreciated over their useful lives in a manner which reflects the consumption of the future economic benefits in those assets. Property, Plant and Equipment, including buildings but excluding freehold land, are depreciated over their estimated useful lives on a straight line basis. The carrying cost of infrastructure assets is depreciated on an annual basis to reflect their expected life. Infrastructure Assets are depreciated on a basis that reflects their consumed economic benefit, which is reviewed each reporting period.

The assets residual values and useful lives are reviewed, and adjusted if appropriate, at the end of each reporting period.

Major depreciation periods used for each class of depreciable assets are:

Artwork (excluding Public Art)	Not Depreciated
Buildings	10 to 50 years
Furniture and Equipment	3 to 10 years
Plant and Equipment	6 to 20 years
Mobile Vehicles and Plant	1 to 10 years
Recreation Equipment	5 to 10 years
Roads	20 years to infinite*
Drainage	30 to 80 years
Footpaths	15 to 60 years
Other Engineering Infrastructure	15 to 100 years
Reticulation and Other Parks Infrastructure	15 to 100 years
Reserves	Not Depreciated

*The layers of the road structure are depreciated at different rates. The formation layer is deemed to have an infinite life for the purposes of the calculation of depreciation

NOTE 6. RESERVES

(a) Reserves – Movement

	2020/21	Budget Transfer		2020/21	2019/20	Budget Transfer		2019/20	2019/20	Budget Transfer		2019/20
	Budget	to	(from)	Budget	Actual	to	(from)	Estimated	Budget	to	(from)	Budget
	Opening			Closing	Opening			Actual	Opening			Closing
	Balance			Balance	Balance			Closing	Balance			Balance
								Balance				
	\$	\$	\$	\$	\$	\$	\$	\$	\$	\$	\$	\$
(1) Asset Acquisition Reserve	2,892,728	36,630	(2,887,415)	41,943	2,844,362	48,366	0	2,892,728	2,845,759	68,298	0	2,914,057
(2) Capital Investment Reserve	4,857,933	61,515	(1,500,000)	3,419,448	3,707,932	1,150,001	0	4,857,933	3,709,752	0	(270,000)	3,439,752
(3) Investment Income Reserve	1,846,325	23,380	(1,400,000)	469,705	1,753,462	92,863	0	1,846,325	1,165,899	89,034	0	1,254,933
(4) Cash in Lieu of Parking Reserve	2,893,519	36,640	0	2,930,159	2,839,597	53,922	0	2,893,519	3,180,449	76,331	0	3,256,780
(5) Corporate Project Fund Reserve	2,278,105	517,838	(1,800,027)	995,916	1,113,669	2,398,936	(1,234,500)	2,278,105	1,137,331	2,407,296	(1,234,500)	2,310,127
(6) Edith Cowan Lighting Reserve	40,417	512	0	40,929	39,741	676	0	40,417	39,761	954	0	40,715
(7) Mirrabooka Regional Centre Strategy Reserve	1,908,000	24,161	0	1,932,161	0	1,908,000	0	1,908,000	0	1,908,000	0	1,908,000
(8) Plant Replacement Reserve	2,693,629	3,403,840	(3,701,450)	2,396,019	4,284,569	3,939,260	(5,530,200)	2,693,629	4,937,206	3,746,407	(5,488,700)	3,194,913
(9) Previous Employees Long Service Leave Provision	660,585	100,000	(100,000)	660,585	660,585	200,000	(200,000)	660,585	638,724	200,000	(200,000)	638,724
(10) Public Parking Strategy Reserve	10,695,382	135,434	(6,146,000)	4,684,816	10,885,294	185,088	(375,000)	10,695,382	10,370,220	248,885	(150,000)	10,469,105
(11) Road Widening Reserve	138,748	1,757	0	140,505	136,428	2,320	0	138,748	136,495	3,276	0	139,771
(12) Security Service Charge Reserve	650,000	520,000	(730,000)	440,000	575,992	650,000	(575,992)	650,000	1,100,000	900,000	(1,100,000)	900,000
(13) Staff Leave Liability Reserve	13,286,081	168,239	0	13,454,320	13,063,947	222,134	0	13,286,081	13,070,359	313,689	0	13,384,048
(14) Strategic Waste Development Reserve	25,987,725	329,078	(6,724,983)	19,591,820	26,374,243	448,455	(834,973)	25,987,725	22,767,182	1,101,586	(1,885,075)	21,983,693
(15) Tamala Park Reserve	4,149,362	1,052,543	(3,500,000)	1,701,905	2,441,187	1,708,175	0	4,149,362	81,982	1,668,634	0	1,750,616
(16) Tree Reserve Fund	565,180	7,157	(100,000)	472,337	555,731	9,449	0	565,180	351,942	209,447	(162,736)	398,653
(17) Workers Compensation Reserve	2,369,655	1,324,686	(1,324,686)	2,369,655	2,647,511	1,029,179	(1,307,035)	2,369,655	2,711,051	1,500,000	(1,500,000)	2,711,051
	77,913,374	7,743,410	(29,914,561)	55,742,223	73,924,250	14,046,824	(10,057,700)	77,913,374	68,244,112	14,441,837	(11,991,011)	70,694,938

(b) 2020/21 Budget Transfer (from)

Note 6(a)	Reserves	Project Description	Original Purpose	Proposed One Off Change of Purpose	2020/21 Total Budget Transfer (from)
(1)	Asset Acquisition Reserve	Terry Tyzack Aquatic Centre Redevelopment Outdoor Pool and Dry areas	(2,500,000)	0	(2,887,415)
		Inglewood Oval/Hamer Park Redevelopment	(387,415)	0	
(2)	Capital Investment Reserve	Hamersley Public Golf Course Redevelopment	0	(1,500,000)	(1,500,000)
(3)	Investment Income Reserve	Terry Tyzack Aquatic Centre Redevelopment Outdoor Pool and Dry areas	0	(1,000,000)	(1,400,000)
		Inglewood Precinct Package	0	(100,000)	
		Main Street Precinct Package	0	(200,000)	
		Bend in the Road Precinct Package	0	(100,000)	
(5)	Corporate Project Fund Reserve	Inglewood Oval/Hamer Park Redevelopment	(169,397)	0	(1,800,027)
		Princess Wallington Community Parkland Development	(1,630,630)	0	
(8)	Plant Replacement Reserve	Fleet Replacement Program	(3,701,450)	0	(3,701,450)
(9)	Previous Employees Long Service Leave Provision	Leave Provision	(100,000)	0	(100,000)
(10)	Public Parking Strategy Reserve	Management Contracts of Paid Parking	(150,000)	0	(6,146,000)
		Consultancy for Parking Management Strategy within high demand parking	(40,000)	0	
		Nollamara Sports Centre Des Penman Car Park	(140,000)	0	
		Lemana Road Community Centre Car Park	(66,000)	0	
		Mt Lawley Town Centre Parking Upgrade	(350,000)	0	
		Rates Freeze as part of the Economic Stimulus and Community Recovery Package	0	(3,700,000)	
		West Coast Drive Cycling Improvements	0	(1,700,000)	
(12)	Security Service Charge Reserve	CCTV Installation Project, Additional Security Resources and funding operations in 2020/21	(730,000)	0	(730,000)
(14)	Strategic Waste Development Reserve	Recycling Centre Balcatta Redevelopment, boundary realignment and sweeper upgrade	(6,724,983)	0	(6,724,983)
(15)	Tamala Park Reserve	Hamersley Public Golf Course Redevelopment	(3,500,000)	0	(3,500,000)
(16)	Tree Reserve Fund	Citywide Themed Street Trees - Million Trees	(100,000)	0	(100,000)
(17)	Workers Compensation Reserve	Workers Compensation Liability	(1,324,686)	0	(1,324,686)
		Total Budget Transfer (from) Reserves	(21,614,561)	(8,300,000)	(29,914,561)

In May 2020, Council announced the \$43.7m Economic Stimulus and Community Recovery Package. The package included an acceleration of investment in capital projects and the freezing of rates which were partly funded from reserves. A portion of the reserve funding, required a one off change of purpose to the individual reserves.

(c) Reserves – Purposes

In accordance with council resolutions in relation to each reserve account, the purpose for which the funds are set aside are noted alongside the respective reserves below.

Reserve Name	Purpose of Reserve
(1) Asset Acquisition Reserve	Created in 2004/05 to accommodate anticipated revenues from land sales which are an integral part of the City's overall asset rationalisation Program. The reserve is to be utilised for the refurbishment and replacement of City Assets.
(2) Capital Investment Reserve	This reserve was established in 2015/16 as a result of the Council endorsed Property Strategy which recommended that in order to provide for a clear separation of the City's investment assets and the revenues earned thereon, revenues from property activities should be held in dedicated reserve accounts. The reserve holds the following investment funds: funds allocated by Council for investment purposes, including for the acquisition of investment property; proceeds of any sale of investment property or other investment assets; surplus revenue from investment income; and any other funds as determined by Council from time to time. The reserve is to be utilised for land purchases and property acquisitions as recommended by the Strategic Property Working Group and approved by Council.
(3) Investment Income Reserve	This reserve was established in 2015/16 as a result of the Council endorsed Property Strategy which recommended that in order to provide for a clear separation of the City's investment assets and the revenues earned thereon, revenues from property activities including rents received from investment properties, interest earned on cash held in the Capital Investment Reserve and any other investment accounts and dividends and distributions received from equities and other such investments, should these form part of the City's investment portfolio be held in a dedicated reserve. The reserve is to be utilised for land purchases and property acquisitions as recommended by the Strategic Property Working Group and approved by Council.
(4) Cash in Lieu of Parking Reserve	These funds are provided by developers where it is impractical to provide the number of parking spaces generally required for a particular development. These are held until an opportunity arises where suitable parking may be provided. Funds are used for works within the specific areas from which the revenue was sourced.
(5) Corporate Project Fund Reserve	Created in 2004/05 as the Development Reserve and renamed in 2014/15 as the Corporate Project Fund. Any annual surplus generated by the City will be transferred to the reserve and it will be utilised to fund the future development needs of the City.
(6) Edith Cowan Lighting Reserve	These funds were provided by the developer of the estate surrounding the Edith Cowan Reserve. Council resolved to place the funds in a financial reserve fund to pay for future maintenance and running costs associated with the lighting on this reserve.
(7) Mirrabooka Regional Centre Strategy Reserve	This Reserve is to hold funds from contributions and the sale of land in the Mirrabooka Regional Centre Strategy Project area until required to meet the expenditure on associated works and services.
(8) Plant Replacement Reserve	The principle behind this reserve is that a proportionate payment will be made from the general fund annually that relates to utilisation (consumption) of existing plant and provides for plant replacement, eliminating the need for substantial allocations from rates in any year.
(9) Previous Employees Long Service Leave Provision	This reserve is to provide for liabilities for long service leave payments that may need to be made to other local governments in respect of the transferred service entitlement of past employees of the City. Regulations provide that long service leave entitlements are transferable from Council to Council for an employee's uninterrupted service in local government.
(10) Public Parking Strategy Reserve	This reserve was created to fund the Paid Parking Strategy. The reserve aligns with the City's Public Parking Strategy and accommodates excess funds from the City's Parking Service.
(11) Road Widening Reserve	This Reserve was created for compensation payments associated with the compulsory acquisition of land for the Inglewood Town Centre Urban Design Project.
(12) Security Service Charge Reserve	This reserve was created to accommodate excess funds from the charge levied for the Property Surveillance and Security services. In accordance with the provisions of Section 6.38 of the <i>Local Government Act 1995</i> any surplus generated from this charge is to be allocated to a Reserve and used for Security Services, or be repaid to owners.
(13) Staff Leave Liability Reserve	It is the function of this Reserve to cash-back the liability of the City for long service leave and annual leave for continuing employees. The liability is calculated based on legal and contractual entitlements.
(14) Strategic Waste Development Reserve	This reserve was created in 2015/16 by renaming the 3-Bin Kerbside MGB Collection reserve for the funding of strategic waste related projects. The amount taken from this reserve is to fund works at the Recycling Centre Balcatta.
(15) Tamala Park Reserve	The City will be receiving funds over the next few years from the sale of land developed at Tamala Park. It is proposed that the funds be used for income generating projects which in turn will help create a sustainable City.
(16) Tree Reserve Fund	With the full implementation of Council's Street and Reserve Trees Policy from October 2016, revenues from tree inspection fees, removals costs and requirement for new street trees as a condition of development are currently being received. As the revenues impact on subsequent financial years (e.g. the cost of a new street tree includes watering over the two subsequent summers after winter plating) it is proposed to retain the revenues in a Tree Reserve Fund to allow access for tree related expenses across financial years. In addition, it is proposed that the reserve fund may be used to progress tree canopy cover issues, including promotion and awareness of the benefits of trees in the urban environment.
(17) Workers Compensation Reserve	The scope of operation of this reserve is the payment of premium obligations and common law claims with respect to work related injuries for which the City, as employer, has a statutory or common law liability.

NOTE 7. FEES AND CHARGES

	2020/21 Budget	2019/20 Actual	2019/20 Budget
	\$	\$	\$
General Purpose Funding	0	27,060	30,000
Governance	6,880	5,565	4,100
Law, Order and Public Safety	169,000	477,950	399,500
Health	161,220	180,613	182,920
Education and Welfare	3,912,764	2,735,702	3,341,051
Community Amenities	4,550,900	3,779,547	3,530,123
Recreation and Culture	10,733,098	9,476,412	12,060,262
Transport	890,000	1,054,762	1,220,000
Economic Services	2,041,150	1,940,598	2,195,000
	22,465,012	19,678,209	22,962,956

NOTE 8. GRANT REVENUE

Grants, subsidies and contributions are included as operating revenues in the Statement of Comprehensive Income:

	Note	2020/21 Budget	2019/20 Actual	2019/20 Budget
		\$	\$	\$
Operating Grants, Subsidies and Contributions				
Governance		646,850	854,567	651,900
General Purpose Funding		4,556,445	4,755,771	4,606,445
Law, Order and Public Safety		114,992	131,067	104,487
Health		0	324	0
Education and Welfare		7,658,235	9,037,302	7,468,624
Community Amenities		294,200	378,401	318,200
Recreation and Culture		558,709	710,298	530,995
Transport		965,900	1,148,091	976,300
Other Property and Services		332,029	411,027	441,186
		15,127,360	17,426,848	15,098,137
Non-Operating Grants, Subsidies and Contributions				
General Purpose Funding		2,202,840	2,439,107	2,202,840
Governance		0	21,988	0
Community Amenities		50,000	55,079	57,000
Recreation and Culture		391,668	1,035,865	301,000
Transport	(a)	26,383,193	5,585,466	27,282,719
Other Property and Services		856,925	1,602,365	4,646,445
		29,884,626	10,739,870	34,490,004

(a) Stephenson Avenue Extension Capital Grant Budget is \$22,396,261 (2019/20: \$24,019,736).

NOTE 9. OTHER INFORMATION

	2020/21 Budget	2019/20 Actual	2019/20 Budget
The net result includes as revenues	\$	\$	\$
(a) Interest earnings			
Investments			
- Municipal Funds	1,732,000	1,845,608	2,480,127
- Reserve Funds	940,000	1,196,572	1,503,083
- Town Planning Schemes	32,000	127,961	55,970
- Other Interest Revenue	100	728,985	671,500
	<u>2,704,100</u>	<u>3,899,126</u>	<u>4,710,680</u>
The Net Result includes as Expenses			
(b) Auditors Remuneration			
Audit Services	90,000	90,000	90,000
	<u>90,000</u>	<u>90,000</u>	<u>90,000</u>
(c) Elected Members Remuneration			
Meeting Fees	530,000	475,156	530,000
Mayor's Allowance	100,000	89,753	100,000
Deputy Mayor's Allowance	30,000	22,438	30,000
Travelling Expenses	30,000	13,177	30,000
Telecommunications Allowance	55,000	52,500	55,000
	<u>745,000</u>	<u>653,024</u>	<u>745,000</u>
(d) Bad and Doubtful Debts			
Rates	0	0	20,000
General Debtors	35,500	5,659	37,000
	<u>35,500</u>	<u>5,659</u>	<u>57,000</u>

NOTE 10. MAJOR LAND TRANSACTIONS

The City has budgeted to sell a number of blocks of land in the 2020/21 financial year. Some of these sales meet the criteria of a major land transaction and as required these are individually disclosed below

	2020/21 Estimated Revenue \$	2020/21 Estimated Expenditure \$
Equity Share of and Sale of Land in Tamala Park	1,000,000	0

NOTE 11. TOWN PLANNING SCHEMES

	2020/21 Budget Opening Balance \$	Budget Transfer		2020/21 Budget Closing Balance \$
	\$	to	(from)	\$
Town Planning Scheme No. 18	729,780	11,968	(410,820)	330,928
Town Planning Scheme No. 25	580,594	9,522	0	590,115
Town Planning Scheme No. 27	24,835	407	0	25,242
Town Planning Scheme No. 28	616,100	10,103	0	626,203
	1,951,309	32,000	(410,820)	1,572,488
		Net Transfer		(378,820)

Fees and Charges Index

<u>Directorate</u>	<u>Business Unit</u>	<u>Page No.</u>
Corporate Services	Finance Services	34
Planning & Development	Planning and Development Administration	35
	City Planning	36
	Development Services	36
Infrastructure	Facilities, Projects and Assets	40
	Engineering Operations	40
	Parks and Sustainability	43
	Waste and Fleet	44
Community Development	Community Services	47
	Recreation & Leisure Services	53
	Community Safety	71
Office of the CEO	Governance	71

Fees and Charges Schedule 2020/2021

Category	Description	Minimum/ Maximum	Basis of Charge	GST	2019/20 Charge \$	2020/21 Charge \$	Variance (\$)	Variance (%)	Comment
<u>Finance Services</u>									
Finance Services Charges	"Letter of Comfort"		Per property	Exempt	30.00	30.00	0.00	0%	To reflect cost of arranging a "Letter of Comfort" following issue of summons
Finance Services Charges	Account Enquiry		Per property	Exempt	25.00	25.00	0.00	0%	Charge for a printed Statement of Rates supplied to Settlement Agents when a property is about to change ownership
Finance Services Charges	Arrangement payment charge		Per property	Exempt	30.00	0.00	-30.00	-100%	Administration charge levied under the provisions of section 6.49 of the Local Government Act 1995 for ratepayers who elect to pay rates by a payment arrangement. Payment Arrangement fee reduced from \$30 to 0 for Covid year
Finance Services Charges	Notice of Discontinuance		Per property	Exempt	30.00	30.00	0.00	0%	Recoup cost for work required by Court to issue Notice of Discontinuance
Finance Services Charges	Property Information searches (Land Purchase Inquiries)		Per property	Exempt	80.00	80.00	0.00	0%	Charge for a printed extract of the City's records
Finance Services Charges	Rate Book Searches		Per property	Exempt	10.00	10.00	0.00	0%	Charge for a printed extract of the City's records
Finance Services Charges	Statement of Rates - from a prior year		Per year, per property	Exempt	20.00	20.00	0.00	0%	To recoup the costs associated with providing the property owner, on request, information from archived rates records
ROW Contribution Payment Plan Fee	\$1 to \$5,000 (3 instalments)		Per Development	Exempt	75.00	0.00	-75.00	-100%	One-off admin handling fee paid upfront; equivalent to \$25 per instalment (for 3 instalments). Fee removed as part of the Economic Stimulus and Community Recovery Package
ROW Contribution Payment Plan Fee	\$5,001 to \$10,000 (6 instalments)		Per Development	Exempt	150.00	0.00	-150.00	-100%	One-off admin handling fee paid upfront; equivalent to \$25 per instalment (for 6 instalments). Fee removed as part of Economic Stimulus and Community Recovery Package
ROW Contribution Payment Plan Fee	\$10,001 to \$15,000 (9 instalments)		Per Development	Exempt	225.00	0.00	-225.00	-100%	One-off admin handling fee paid upfront; equivalent to \$25 per instalment (for 9 instalments). Fee removed as part of Economic Stimulus and Community Recovery Package
ROW Contribution Payment Plan Fee	\$15,001 and upwards (12 instalments)		Per Development	Exempt	300.00	0.00	-300.00	-100%	One-off admin handling fee paid upfront; equivalent to \$25 per instalment (for 12 instalments). Fee removed as part of Economic Stimulus and Community Recovery Package
Finance Service Charges	Dishonour Fee for direct debit			Exempt	0.00	2.75	2.75	100%	NEW CHARGE - Fee will reflect the cost to the City

Fees and Charges Schedule 2020/2021

Category	Description	Minimum/ Maximum	Basis of Charge	GST	2019/20 Charge \$	2020/21 Charge \$	Variance (\$)	Variance (%)	Comment
Planning and Development Administration									
Environmental Protection (Noise) Regulations	Regulation 18 Application for non complying event		Per application	Exempt	1,000.00	1,000.00	0.00	0%	Application fee - statutory
Food Business High Risk food business inspection fee	Inspection fee high risk food business		3 inspections per year	Exempt	300.00	300.00	0.00	0%	Inspection fee introduced under the new Food Act
Food Business Low risk food business inspection fee	Inspection fee low risk food business		1 inspections per year	Exempt	100.00	100.00	0.00	0%	Inspection fee introduced under the new Food Act
Food Business Medium risk food business inspection fee	Inspection fee medium risk food business		2 inspections per year	Exempt	200.00	200.00	0.00	0%	Inspection fee introduced under the new Food Act
Food Business settlement enquiry report	Report and inspection fee		Administrative cost	Exempt	100.00	100.00	0.00	0%	Inspection of premises and provision of report at request agent/owner during change of ownership
Food Business Transfer of ownership	Transfer fee		Administrative cost	Exempt	50.00	50.00	0.00	0%	
Notification of food business	Notification fee		Administrative cost	Exempt	50.00	50.00	0.00	0%	Fee a result of the introduction of the Food Act and associated legislation
Offensive Trades	Fish Processing Establishments in which whole fish are cleaned and prepared		Annual	Exempt	298.00	298.00	0.00	0%	Fee determined by Department of Health
Offensive Trades	Laundries, Dry Cleaning Establishments		Annual	Exempt	147.00	147.00	0.00	0%	Fee determined by Department of Health
Offensive Trades	Poultry Processing Establishments		Annual	Exempt	298.00	298.00	0.00	0%	Fee determined by Department of Health
Other	Application to construct or install an apparatus for the treatment of sewage		Once only	Exempt	118.00	118.00	0.00	0%	Fee determined by Department of Health
Other	Caravan Park		Annual	Exempt	200.00	200.00	0.00	0%	Minimum Charge
Other	Cattery licence		Annual	Exempt	45.00	45.00	0.00	0%	
Other	Fee under the Cat Regulations 2012 for application for grant or renewal of approval to breed cats		Per breeding cat (male or female)	Exempt	100.00	100.00	0.00	0%	
Other	Gaming Permit Extended (Section 55)		5 Years	Exempt	100.00	100.00	0.00	0%	
Other	Gaming Permit Occasional (Section 55)		Once only	Exempt	20.00	20.00	0.00	0%	
Other	Grant of a permit to use an apparatus		Once only	Exempt	118.00	118.00	0.00	0%	Fee determined by Department of Health
Other	Kennel Licence		Annual	Exempt	50.00	50.00	0.00	0%	
Other	Liquor Licence Application (Section 39 & 40)		Once only	Exempt	100.00	100.00	0.00	0%	
Other	Lodging House		Annual	Exempt	60.00	60.00	0.00	0%	
Other	Morgue licence		Annual	Exempt	60.00	60.00	0.00	0%	
Other	Public Swimming Pool Sampling Fees		Monthly	Exempt	50.00	50.00	0.00	0%	This is a monthly charge. The Aquatic Facilities regulations require all public swimming pools to be sampled on a monthly basis by an Environmental Health Officer whilst the pool is open
Outdoor Eating Area Licences	Application Fee		Per application	Exempt	100.00	100.00	0.00	0%	
Permit	Traders permit (Food)		Per annum City property	Exempt	600.00	600.00	0.00	0%	
Permit	Traders permit (Food)		Per annum Private property	Exempt	300.00	300.00	0.00	0%	
Permit	Traders permit (Food)		Daily	Exempt	15.00	15.00	0.00	0%	
Permit	Traders permit (Food)		Weekly	Exempt	50.00	50.00	0.00	0%	
Permit	Traders permit (Food)		Monthly	Exempt	100.00	100.00	0.00	0%	
Permit	Trading permit (Food)		Per annum Itinerant	Exempt	200.00	200.00	0.00	0%	For persons trading in multiple locations. To encourage small business in line with the local business survey 2016

Fees and Charges Schedule 2020/2021

Category	Description	Minimum/ Maximum	Basis of Charge	GST	2019/20 Charge \$	2020/21 Charge \$	Variance (\$)	Variance (%)	Comment
City Planning									
Local Development Plan	Local Development Plan		Per application	Exempt	0.00	0.00	0.00	0%	
Plans & Maps	A0 size Scheme Map (colour)		Per copy	Exempt	54.55	54.55	0.00	0%	
Plans & Maps	Black & white up to A0		Per copy	Exempt	11.36	11.36	0.00	0%	
Plans & Maps	Other colour maps (up to A1 size)		Per copy	Exempt	22.73	22.73	0.00	0%	
Plans & Maps	Provision / Collation Non Standard Information	Minimum	\$110 per hour (minimum \$55)	Exempt	55.00	55.00	0.00	0%	
Publications	Colour pages (excluding cover)		Per page	Exempt	1.36	1.36	0.00	0%	
Publications	Misc. Photocopies		Per page	Exempt	1.36	1.36	0.00	0%	
Publications	Reports < 10 pages		Per copy	Exempt	5.91	5.91	0.00	0%	
Publications	Reports >100 pages		Per copy	Exempt	36.36	36.36	0.00	0%	
Publications	Reports 10-50 pages		Per copy	Exempt	11.82	11.82	0.00	0%	
Publications	Reports 51-100 pages		Per copy	Exempt	23.64	23.64	0.00	0%	
Publications	Scheme Text		Per copy	Exempt	27.27	27.27	0.00	0%	
Scheme Amendments	Local Planning Scheme No 3 – Scheme Amendments		See comment	Exempt	0.00	0.00	0.00	0%	Quote in accordance with Planning and Development Regulations 2015
Scheme Other	Change of Street Number application		Per application	Exempt	113.64	113.64	0.00	0%	
Structure Plan	Structure Plan		Per application	Exempt	0.00	0.00	0.00	0%	Quote in accordance with Planning and Development Regulations 2015
Development Services									
Bond	Commercial Verge Protection Bond	Variable	once only	Exempt	0.00	0.00	0.00	0%	NEW CHARGE Commercial verge security bond used to undertake repair work to damaged City assets caused by significant commercial developments
Bond	Verge bond development above \$20,000		Variable	Exempt	1,500.00	1,500.00	0.00	0%	Verge security bond used to undertake remedial work to damaged City assets for development above \$20,000. Proposed change to variable basis of charge to allow further flexibility in the application of the bond dependant on work type.
Bond	Verge bond development below \$20,000		Variable	Exempt	1,000.00	1,000.00	0.00	0%	Verge security bond used to undertake remedial work to damaged City assets for development below \$20,000. Proposed change to variable basis of charge to allow further flexibility in the application of the bond dependant on work type.
Building Fees	Application as defined in regulation 31 (for each building standard in respect of which a declaration is sought)		Minimum per application	Exempt	2,160.15	2,160.15	0.00	0%	
Building Fees	Application for a building approval certificate for a building in respect of which unauthorised work has been done (s. 51(3))		Minimum per application	Exempt	105.00	105.00	0.00	0%	0.38% of the estimated value of the unauthorised work as determined by the relevant permit authority, but not less than \$97.70
Building Fees	Application for a building approval certificate for an existing building where unauthorised work has not been done (s. 52(2))		Minimum per application	Exempt	105.00	105.00	0.00	0%	
Building Fees	Application for a demolition permit in respect of a Class 1 or Class 10 building or incidental structure (s. 16(1))		Minimum per application	Exempt	105.00	105.00	0.00	0%	
Building Fees	Application for a demolition permit in respect of a Class 2 or Class 9 building		Minimum per application	Exempt	105.00	105.00	0.00	0%	The fee is \$105 for each storey of the building.
Building Fees	Application for a replacement occupancy permit for permanent change of the building's use, classification (s. 49)		Minimum per application	Exempt	105.00	105.00	0.00	0%	
Building Fees	Application for a temporary occupancy permit for an incomplete building (s. 47)		Minimum per application	Exempt	105.00	105.00	0.00	0%	Occupancy Permit
Building Fees	Application for an occupancy permit for a building in respect of which unauthorised work has been done (s. 51(2))		Minimum per application	Exempt	105.00	105.00	0.00	0%	New Building or alternations: Fee is 0.18% of estimated construction value

Fees and Charges Schedule 2020/2021

Category	Description	Minimum/ Maximum	Basis of Charge	GST	2019/20 Charge \$	2020/21 Charge \$	Variance (\$)	Variance (%)	Comment
Building Fees	Application for an occupancy permit for a completed building (s. 46)		Minimum per application	Exempt	105.00	105.00	0.00	0%	Occupancy Permit
Building Fees	Application for an occupancy permit or building approval certificate for registration of strata scheme, plan of re-subdivision (s. 50(1) and (2))		Minimum per application	Exempt	115.00	115.00	0.00	0%	\$115 or \$11.60 per strata unit whichever is greater
Building Fees	Application for approval of battery powered smoke alarms (regulation 61)		Minimum per application	Exempt	179.40	179.40	0.00	0%	
Building Fees	Application for modification of an occupancy permit for additional use of a building on a temporary basis (s. 48)		Minimum per application	Exempt	105.00	105.00	0.00	0%	
Building Fees	Application to extend the time during which a building or demolition permit has effect (s. 32(3)(f))		Minimum per application	Exempt	105.00	105.00	0.00	0%	
Building Fees	Application to extend the time during which an occupancy permit or building approval certificate has effect (s. 65(3)(a))		Minimum per application	Exempt	105.00	105.00	0.00	0%	
Building Fees	Application to replace an occupancy permit for an existing building (s. 52(1))		Minimum per application	Exempt	105.00	105.00	0.00	0%	
Building Fees	Certified application for a building permit. For building work for a Class 1 or Class 10 Building or incidental structure (s.16(1))		Minimum per application	Exempt	105.00	105.00	0.00	0%	For building work for a Class 1 or Class 10 Building or incidental structure the fee is 0.19% of the estimated value of the building work
Building Fees	Certified application for a building permit. For building work for a Class 2 or Class 9 Building or incidental structure		Minimum per application	Exempt	105.00	105.00	0.00	0%	For building work for a Class 2 to Class 9 building or incidental structure the fee is 0.09% of the estimated value of the building work
Building Fees	Change of Street Address		Minimum per application	Exempt	125.00	125.00	0.00	0%	Change of Street Address
Building Fees	Uncertified application for a building permit (s.16(1))		Minimum per application	Exempt	105.00	105.00	0.00	0%	The fee is 0.32% of the estimated value of the building work
Crossovers	Post-construction inspection fee for crossovers		Once Only	Exempt	100.00	100.00	0.00	0%	Previously from Engineering Operations. Post-inspection fees for Crossover construction
Crossovers	Pre-construction inspection fee for crossovers		Once Only	Exempt	100.00	100.00	0.00	0%	Previously from Engineering Operations. Pre-inspection fees for Crossover construction. Includes \$1,500 bond against damage in the road reserve
Development	Amended Plans		Per application	Exempt	297.00	297.00	0.00	0%	\$297 or the original application fee, whichever is the lesser to a minimum of \$147
Development	Determination of development application for an extractive industry		Per application	Exempt	739.00	739.00	0.00	0%	If the development has commenced or been carried out, an additional amount, by way of penalty, twice that fee
Development Applications	(a) New application - value up to \$50,000			Exempt	147.00	147.00	0.00	0%	
Development Applications	(b) New application - value \$50,001 - \$500,000		0.32 % of the estimated cost of development	Exempt	1,600.00	1,600.00	0.00	0%	The minimum fee would be \$1,600 however the fee would be 0.32 % of the estimated cost of development
Development Applications	(c) New application - value \$500,001 - \$2.5M		Base Fee + 0.257% for every \$1 in excess of \$500,000	Exempt	1,700.00	1,700.00	0.00	0%	Base Fee + 0.257% for every \$1 in excess of \$500,000
Development Applications	(d) New application - value over \$2.5M - \$5M		Base Fee + 0.206 % for every \$1 in excess of \$2.5M	Exempt	7,161.00	7,161.00	0.00	0%	Base Fee + 0.206% for every \$1 in excess of \$2.5M
Development Applications	(e) New application - value over \$5M - \$21.5M		Base Fee + 0.123% for every \$1 in excess of \$5M	Exempt	12,633.00	12,633.00	0.00	0%	Base Fee + 0.123% for every \$1 in excess of \$5M
Development Applications	(f) New application - value over \$21.5M			Exempt	34,196.00	34,196.00	0.00	0%	
Development Applications	Change of Use or for alternation or extension or change of a non conforming use to which determination of development application does not apply, where the change of the alteration, extension or change has commenced or been carried out		Per application	Exempt	891.00	891.00	0.00	0%	Three times the standard fee

Fees and Charges Schedule 2020/2021

Category	Description	Minimum/ Maximum	Basis of Charge	GST	2019/20 Charge \$	2020/21 Charge \$	Variance (\$)	Variance (%)	Comment
Development Applications	Change of Use or for alternation or extension or change of a non conforming use to which determination of development application does not apply		Per application	Exempt	297.00	297.00	0.00	0%	If the change of use or the alteration or extension or change of the non-conforming use has commenced, an additional amount by way of penalty, twice that fee
Development Applications	Penalty : Determining a development application (other than for an extractive industry) where the development has commenced or been carried out		Penalty	Exempt	2,217.00	2,217.00	0.00	0%	If the development has commenced or been carried out, an additional amount, by way of penalty, that is twice the amount of the maximum fee payable for determination of the application under Planning & Development Regulation 2009 paragraph (a),(b),(c),(d),(e) or (f)
Development Applications	Retrospective planning fee		Per application	Exempt	441.00	441.00	0.00	0%	Minimum Fee \$441 however the fee would be three times the standard fee, proportional to cost of retrospective development works
Development Applications	Valuation Fees		Charged on full cost recovery basis	Exempt	0.00	0.00	0.00	0%	Cash in lieu of public parking spaces
Form 24 - (Built/Vacant Strata)	Certificate for Approval for a strata plan, plan or re-subdivision or consolidation		First 5 lots: base fee \$656 plus \$65 per lot	Exempt	656.00	656.00	0.00	0%	Base fee shown in the charge column and additional fees per lot shown in 'basis of charge' column
Form 24 - (Built/Vacant Strata)	Certificate for Approval for a strata plan, plan or re-subdivision or consolidation		6 to 100 lots: base fee \$981 plus \$43.50 per lot in excess of 5 lots	Exempt	981.00	981.00	0.00	0%	Base fee shown in the charge column and additional fees per lot shown in 'basis of charge' column
Form 24 - (Built/Vacant Strata)	Certificate for Approval for a strata plan, plan or re-subdivision or consolidation		More than 100 lots: capped at 100 lots maximum fee payable \$5,113.50	Exempt	5,113.50	5,113.50	0.00	0%	
Form 24 - (Built/Vacant Strata)	Certificate for Approval for a strata plan, plan or re-subdivision or consolidation		Per inspection	Exempt	50.00	50.00	0.00	0%	Inspection fee for Built Strata Clearance
Local Development Plan	Local Development Plan		Per application	Exempt	0.00	0.00	0.00	0%	
Local Development Plan	Local Development Plan		Per application	Exempt	3,500.00	3,500.00	0.00	0%	Based on an estimated hourly rate of \$88 p/hour and an approximate number of hours being 39
Other	Building Reg.51(2) and (3) requires local government to approve an alternative swimming pool safety barrier to those in AS1926.1. This fee relates to the inspection and evidential review of the alternative barrier	Min 3 hours	\$150 per hour - Min 3hours	Exempt	450.00	450.00	0.00	0%	Building Reg.51(2) and (3) requires local government to approve an alternative swimming pool safety barrier to those in AS1926.1. This fee relates to the inspection and evidential review of the alternative barrier
Other	Change of Street Address		Per application	Including	125.00	125.00	0.00	0%	
Other	Copy of Commercial Development Plans		Per application	Including	120.00	120.00	0.00	0%	
Other	Copy of Commercial Plans		Minimum per application	Exempt	120.00	120.00	0.00	0%	Includes Copy of Plans search fee
Other	Copy of Development Approval		Per application	Including	80.00	80.00	0.00	0%	
Other	Copy of House Plans		Minimum per application	Exempt	80.00	80.00	0.00	0%	House Plan for 3 or more strata title per lot is \$120. Includes Copy of Plans search fee.
Other	Copy of House Plans		Per application	Including	80.00	80.00	0.00	0%	House Plan for 3 or more strata title per lot is \$120
Other	Copy of Plans Administration fee		Minimum per application	Exempt	0.00	0.00	0.00	0%	Administration search fee
Other	Home Occupation - application		Per application	Exempt	222.00	222.00	0.00	0%	Per application
Other	Home Occupation - penalty		Penalty	Exempt	666.00	666.00	0.00	0%	If the home occupation has commenced, a penalty will be charged which is the fee from the Home Occupation - application, plus twice that fee.
Other	Home Occupation - renewal		Per application per year	Exempt	73.00	73.00	0.00	0%	Renewal
Other	Inspection fee development below \$20,000		Once only	Exempt	200.00	200.00	0.00	0%	Charge relates to one pre approval verge inspection and one post completion verge inspection for development below \$20,000 (bond \$1,000)
Other	Inspection fee development over \$20,000		Once only	Exempt	200.00	200.00	0.00	0%	Charge relates to one pre approval verge inspection and one post completion verge inspection for development over \$20,000 (bond \$1,500)
Other	Inspection for development above and below \$20,000 inclusive of a crossover		Once only	Exempt	100.00	100.00	0.00	0%	Charge relates to additional inspection for crossover prior to construction
Other	Inspection of Private Swimming Pool Enclosure		Per request	Exempt	72.00	72.00	0.00	0%	Inspection at request of owner in Land Transfer
Other	Issue of Zoning Certificate		Per lot	Exempt	73.00	73.00	0.00	0%	
Other	Issue of written planning advice		Per application	Including	73.00	73.00	0.00	0%	

Fees and Charges Schedule 2020/2021

Category	Description	Minimum/ Maximum	Basis of Charge	GST	2019/20 Charge \$	2020/21 Charge \$	Variance (\$)	Variance (%)	Comment
Other	Local Government Report Fee		Once only	Exempt	95.00	95.00	0.00	0%	Fee determined by Department of Health
Other	Private Swimming Pool Inspection Fees		Per property	Exempt	30.00	30.00	0.00	0%	For each property where there is located a private swimming pool
Other	Reply to a property settlement questionnaire		Per application	Exempt	73.00	73.00	0.00	0%	
Plans/Maps	Photocopies A0		Per copy	Exempt	4.95	4.95	0.00	0%	
Plans/Maps	Photocopies A1		Per copy	Exempt	3.85	3.85	0.00	0%	
Plans/Maps	Photocopies A2		Per copy	Exempt	3.30	3.30	0.00	0%	
Plans/Maps	Photocopies A3		Per copy	Exempt	1.10	1.10	0.00	0%	
Plans/Maps	Photocopies A4		Per copy	Exempt	0.55	0.55	0.00	0%	
Structure Plan	Assessment of Structure Plan Applications		Per application	Exempt	3,500.00	3,500.00	0.00	0%	
Subdivision	Valuation Fees		Charged on full cost recovery basis	Exempt	0.00	0.00	0.00	0%	Cash in lieu of public open space
Subdivision Clearance	Subdivision (Inc. Strata) Clearance		Price per lot	Exempt	35.00	35.00	0.00	0%	Between 6 lots to 195 lots + the required \$73 per lot for the first 5 lots
Subdivision Clearance	Subdivision (Inc. Strata) Clearance		Price per lot	Exempt	73.00	73.00	0.00	0%	First 5 Lots, then \$35 per lot
Subdivision Clearance	Subdivision (Inc. Strata) Clearance		Flat fee	Exempt	7,393.00	7,393.00	0.00	0%	More than 195 lots

Fees and Charges Schedule 2020/2021

Category	Description	Minimum/ Maximum	Basis of Charge	GST	2019/20 Charge \$	2020/21 Charge \$	Variance (\$)	Variance (%)	Comment
<u>Facilities, Projects and Assets</u>									
Road Closure	Road closure applications, Section 58 of LAA 1997		Administration fee	Exempt	825.00	825.00	0.00	0%	
<u>Engineering Services</u>									
Crossovers	Charge per square metre for construction of grey concrete crossover - non residential		Per square metre	Including	78.10	78.10	0.00	0%	Charge per sqm for laying non-residential Crossovers (>15 sqm) - 150mm thick grey concrete, reinforced with steel mesh, as per City's contract rates incl Traffic Management allowance. Used to determine eligible crossover subsidy and/or any repair/reinstatement works required through a Verge Bond or agreed works where the City is engaged to do private works in competition with outside suppliers.
Crossovers	Charge per square metre for construction of grey concrete crossover - non residential		Per square metre	Exempt	71.00	71.00	0.00	0%	Charge per sqm for laying non-residential Crossovers (>15 sqm) - 150mm thick grey concrete, reinforced with steel mesh, as per City's contract rates incl Traffic Management allowance. Used to determine eligible crossover subsidy and/or any repair/reinstatement work required through a Verge Bond which relates to enforcement action for non-compliance and only the City or its contractors are permitted to do the works.
Crossovers	Charge per square metre for construction of grey concrete crossover - residential		Per square metre	Including	67.10	67.10	0.00	0%	Charge per sqm for laying residential Crossovers (>15 sqm) - 100mm thick grey concrete, reinforced with steel mesh, as per City's contract rates incl Traffic Management allowance. Used to determine eligible crossover subsidy and/or any repair/reinstatement work required through a Verge Bond or agreed works where the City is engaged to do private works in competition with outside suppliers.
Crossovers	Charge per square metre for construction of grey concrete crossover - residential		Per square metre	Exempt	61.00	61.00	0.00	0%	Charge per sqm for laying residential Crossovers (>15 sqm) - 100mm thick grey concrete, reinforced with steel mesh, as per City's contract rates incl Traffic Management allowance. Used to determine eligible crossover subsidy and/or any repair/reinstatement work required through a Verge Bond which relates to enforcement action for non-compliance and only the City or its contractors are permitted to do the works.
Crossovers	Minimum charge for Reconstruction/Repair/Reinstatement of grey concrete crossover - non residential		Minimum Charge	Exempt	1,500.00	1,500.00	0.00	0%	Minimum Charge for concrete laying less than or equal to 15sqm laying of grey concrete for a non residential crossover as per the City's contract rates, including Traffic management. Used to determine eligible crossover subsidy and/or any repair/reinstatement work required through a Verge Bond which relates to enforcement action for non-compliance and only the City or its contractors are permitted to do the works.
Crossovers	Minimum charge for Reconstruction/Repair/Reinstatement of grey concrete crossover - non residential		Minimum Charge	Including	1,650.00	1,650.00	0.00	0%	Minimum Charge for laying concrete less than or equal to 15m2 laying grey concrete non residential crossover as per the City's contract rates. Including Traffic management. Used to determine eligible crossover subsidy and/or any repair/reinstatement works required through a Bond or agreed works where the City is engaged to do private works in competition with outside suppliers.
Crossovers	Minimum charge for Reconstruction/Repair/Reinstatement of grey concrete crossover - residential		Minimum Charge	Exempt	1,500.00	1,500.00	0.00	0%	Minimum Charge for laying concrete less than or equal to 15m2 laying of grey concrete for non residential crossover as per the City's contract rates, including Traffic management. Used to determine eligible crossover subsidy and/or any repair/reinstatement work required through a Verge Bond which relates to enforcement action for non-compliance and only the City or its contractors are permitted to do the works.

Fees and Charges Schedule 2020/2021

Category	Description	Minimum/ Maximum	Basis of Charge	GST	2019/20 Charge \$	2020/21 Charge \$	Variance (\$)	Variance (%)	Comment
Crossovers	Minimum charge for Reconstruction/Repair/Reinstatement of grey concrete crossover - residential		Minimum Charge	Including	1,650.00	1,650.00	0.00	0%	Minimum Charge for concrete less than or equal to 15m2 laying grey concrete residential crossover as per the City's contract rates. Including Traffic management. Used to determine eligible crossover subsidy and/or any repair/reinstatement works required through a Bond or agreed works where the City is engaged to do private works in competition with outside suppliers.
Crossovers	Relocate street sign		One off	Exempt	190.00	190.00	0.00	0%	To accommodate the construction of a proposed new crossover.
Drainage	Convert grated gully to be trafficable safety wave grate		One off	Exempt	2,313.00	2,313.00	0.00	0%	To permit vehicular movement over existing gully in the alignment of proposed new crossover. GST exemption only applies where the City has allowed the bond holder to carry out rectification works that is then deemed to be non-compliant. Where situation occurs the City carries out the work which is GST Exempt.
Drainage	Convert manhole and grated gully to be trafficable		One off	Exempt	3,187.00	3,187.00	0.00	0%	To permit vehicular movement over existing non trafficable manhole and gully in the alignment of proposed new crossover. GST exemption only applies where the City has allowed the bond holder to carry out rectification works that is then deemed to be non-compliant. Where situation occurs the City carries out the work which is GST Exempt.
Drainage	Convert manhole to be trafficable		One off	Exempt	1,871.00	1,871.00	0.00	0%	To permit vehicular movement over existing non trafficable manhole in the alignment of proposed new crossover. GST exemption only applies where the City has allowed the bond holder to carry out rectification works that is then deemed to be non-compliant. Where situation occurs the City carries out the work which is GST Exempt.
Drainage	Relocate side entry pit		One off	Exempt	7,228.00	7,228.00	0.00	0%	To accommodate the construction of a proposed new crossover that conflicts with the side entry pit. GST exemption only applies where the City has allowed the bond holder to carry out rectification works that is then deemed to be non-compliant. Where situation occurs the City carries out the work which is GST Exempt.
Footpath	Reconstruction/Repair/Reinstatement of grey concrete footpath - Minimum charge (residential & non-residential)		Minimum Charge	Exempt	1,500.00	1,500.00	0.00	0%	Minimum Charge for concrete laying less than or equal to 15sqm laying of grey concrete for a non residential crossover as per the City's contract rates, including Traffic management. Used to determine eligible crossover subsidy and/or any repair/reinstatement work required through a Verge Bond which relates to enforcement action for non-compliance and only the City or its contractors are permitted to do the works.
Footpath	Reconstruction/Repair/Reinstatement of grey concrete footpath - residential		Per square metre	Exempt	60.00	60.00	0.00	0%	Charge per square metre for laying grey concrete footpath residential (greater than 15 sq. m's) as per the City's contract rates. Including Traffic management. GST exemption only applies where the City has allowed the bond holder to carry out rectification works that is then deemed to be non-compliant. Where situation occurs the City carries out the work which is GST Exempt.
Footpath	Reconstruction/Repair/Reinstatement of grey concrete footpath - residential		Per square metre	Including	66.00	66.00	0.00	0%	Charge per sqm for laying grey concrete footpath residential (>15 sqm) - as per the City's contract rates incl Traffic Management allowance. Any repair/reinstatement work required through a Bond or agreed works where the City is engaged to do private works in competition with outside suppliers.
Footpath	Reconstruction/Repair/Reinstatement of grey concrete footpath -non residential		Per square metre	Exempt	69.00	69.00	0.00	0%	Charge per square metre for laying grey concrete footpath non residential (greater than 15 sq. m's) as per the City's contract rates. Including Traffic management. GST exemption only applies where the City has allowed the bond holder to carry out rectification works that is then deemed to be non-compliant. Where situation occurs the City carries out the work which is GST Exempt.
Footpath	Reconstruction/Repair/Reinstatement of grey concrete footpath non-residential		Per square metre	Including	75.90	75.90	0.00	0%	Charge per sqm for laying grey concrete footpath non-residential (>15 sqm) - as per the City's contract rates incl Traffic Management allowance. Any repair/reinstatement work required through a Bond or agreed works where the City is engaged to do private works in competition with outside suppliers.
Inspection	Inspection fee related to permit for excavations		Once only	Exempt	220.00	220.00	0.00	0%	Inspecting City's Infrastructure within the road reserve in relation to work undertaken during excavation in the road reserve

Fees and Charges Schedule 2020/2021

Category	Description	Minimum/ Maximum	Basis of Charge	GST	2019/20 Charge \$	2020/21 Charge \$	Variance (\$)	Variance (%)	Comment
Kerbing	Reconstruction /Repair/reinstatement of Kerbing (residential & non residential)		Per Linear Metre	Exempt	180.00	180.00	0.00	0%	Charge per linear metre for laying kerbing as per the City's contract rates. This rate is up to 10m Including Traffic management. GST exemption only applies where the City has allowed the bond holder to carry out rectification works that is then deemed to be non-compliant. Where situation occurs the City carries out the work which is GST Exempt.
Kerbing	Reconstruction /Repair/reinstatement of Kerbing (residential & non residential)		Per Linear Metre	Including	198.00	198.00	0.00	0%	Charge per Linear metre for laying kerbing (up to 10m) - as per the City's contract rates incl Traffic Management allowance. Any repair/reinstatement work required through a Bond or agreed works where the City is engaged to do private works in competition with outside suppliers.
Road reserve	Bond associated with permit for excavation in the road reserve		Refundable Minimum Charge	Exempt	5,000.00	5,000.00	0.00	0%	Bond to protect the City's assets within the road reserve from adjoining major civil works / service works
Subdivision	Subdivision Supervision Fee		Statutory Charge - 1.5% of the cost of development	Exempt	0.00	0.00	0.00	0%	Planning and Development Act 2005 enables the City to charge a fee to supervise the construction of roads, drainage or artificial waterways which are established as a result of a subdivision. The cost is to be 1.5% of the cost of construction and drainage where a consulting engineer and clerk of works is engaged

Fees and Charges Schedule 2020/2021

Category	Description	Minimum/ Maximum	Basis of Charge	GST	2019/20 Charge \$	2020/21 Charge \$	Variance (\$)	Variance (%)	Comment
<i>Parks and Sustainability</i>									
Bond - extended period	Extended period		Variable	Exempt	0.00	0.00	0.00	0%	
Commercial Vehicle access of POS	Extended period - non refundable		Variable	Exempt	0.00	0.00	0.00	0%	Major - Ongoing Works works/ access conditions and charges to be separately negotiated
Commercial Vehicle access of POS - Bond - 3 to 5 tonne truck	Per day - refundable			Exempt	1,500.00	1,500.00	0.00	0%	
Commercial Vehicle access of POS - Bond - car, van or utility with or without trailer	Per day - refundable			Exempt	500.00	500.00	0.00	0%	
Commercial Vehicle access of POS - Bond - truck over 5 tonne	Per day - refundable			Exempt	2,000.00	2,000.00	0.00	0%	
Commercial Vehicle access of POS - Fee - 3 to 5 tonne truck	Per day - non refundable			Exempt	250.00	250.00	0.00	0%	
Commercial Vehicle access of POS - Fee - car, van or utility with or without trailer	Per day - non refundable			Including	120.00	120.00	0.00	0%	
Commercial Vehicle access of POS - Fee - truck over 5 tonne	Per day - non refundable			Including	500.00	500.00	0.00	0%	
Fee - 3 to 5 tonne truck	Per day - non refundable			Including	200.00	200.00	0.00	0%	
Henderson Environment Centre	Environmental Use Commercial-Private		Per Hour	Exempt	0.00	31.50	31.50	100%	NEW CHARGE
Henderson Environment Centre	Environmental Use Community		Per Hour	Exempt	0.00	12.50	12.50	100%	NEW CHARGE
Henderson Environment Centre	General Use Commercial-Private		Per Hour	Exempt	0.00	38.50	38.50	100%	NEW CHARGE
Henderson Environment Centre	General Use Community		Per Hour	Exempt	0.00	18.50	18.50	100%	NEW CHARGE
Henderson Environment Centre	General Use Government		Per Hour	Exempt	0.00	18.50	18.50	100%	NEW CHARGE
Parks/Reserve Restoration Bond -Min \$250	Refundable Performance Bond	Minimum		Exempt	250.00	250.00	0.00	0%	
Private Vehicle access - Bond - 3 to 5 tonne truck	Per day - refundable			Exempt	1,500.00	1,500.00	0.00	0%	
Private Vehicle access - Bond - car, van or utility with or without trailer	Per day - refundable			Exempt	250.00	250.00	0.00	0%	
Private Vehicle access of POS - Fee - 3 to 5 tonne truck	Extended period		Variable	Exempt	0.00	0.00	0.00	0%	
Private Vehicle access of POS - Fee - 3 to 5 tonne truck	Per day cost - non refundable			Including	200.00	200.00	0.00	0%	
Private Vehicle access of POS - Fee - car, van or utility with or without trailer	Per day cost- non refundable			Including	120.00	120.00	0.00	0%	
Street and Reserve Trees	Damaged tree or tree removed without authorisation.		Per Tree	Exempt	0.00	0.00	0.00	0%	Charge will be in line with contracted rates & tree valuation. There will be requirement to pay for associated tree pruning costs (as per City tender contracted rates) or the sum of the tree removal cost (per City tender contracted rates) & the Helliwell amenity valuation (per Tree Asset Audit) if the tree requires to be removed or if the tree has already been removed without authorisation. For an existing street/reserve tree, Tree Bond/Verge Bond (enhanced) will be applied to protect the asset.
Street and Reserve Trees	Tree (semi-advanced - 90 litre container). Fee chargeable to a developer for tree if one does not exist. Fee is for a 90L tree stock, planted, mulched and watered for two(2) subsequent summers.		Per Tree	Exempt	860.00	860.00	0.00	0%	Accounting for the real cost of street tree delivery including tree watering and maintenance over two (2) years. This is as per the City's Street and Reserve Trees Policy. Applicable where conditions of development require payment for a 90 litre advanced tree in line with Scheme Amendment 9 and Local Planning Policy 6.11.
Street and Reserve Trees	Tree planting. Fee is for a 35L tree stock, planted, staked and mulched. Included is maintenance and watering for two (2) subsequent summers.		Per Tree	Exempt	655.00	655.00	0.00	0%	Accounting for the real cost of street tree delivery including tree watering over 2 years. This is as per the City's Street and Reserve Trees Policy.
Street and Reserve Trees	Tree Pruning (GST Exempt where requested by resident/ratepayer/developer, & City approved)		Per Tree	Exempt	0.00	0.00	0.00	0%	There will be requirement to pay for associated tree pruning costs (as per City tender contracted rates) for tree pruning as deemed required by the City. 90% costs if a Condition of development. 100% costs if not associated with a Condition of development. For an existing street/reserve tree, a Tree Bond/Verge Bond (enhanced) will be applied to protect City street tree and reserve tree assets.

Fees and Charges Schedule 2020/2021

Category	Description	Minimum/ Maximum	Basis of Charge	GST	2019/20 Charge \$	2020/21 Charge \$	Variance (\$)	Variance (%)	Comment
Street and Reserve Trees	Tree Removal		Per Tree	Exempt	0.00	0.00	0.00	0%	There will be requirement to pay the sum of the tree removal cost (as per City tender contracted rates) and the Helliwell amenity valuation (as per Tree Asset Audit) of the tree removed as well as the reinstatement tree costs (if applicable). 90% costs if a Condition of development. 100% costs if not associated with a Condition of development.
Tree bond	Refundable performance bond		Per event/occasion	Exempt	0.00	0.00	0.00	0%	Bond used to remove/replace and or repair/ rehabilitate (including technical assessments) of tree assets and elements damaged. Bond used to remove/replace and or repair/ rehabilitate (including technical assessments) of tree assets and elements damaged.
Tree Inspections - Multiple Trees (same site)	Inspection of City Tree Assets, or private trees, in response to Development Assessments or other works/ requests		Per inspection, multiple trees (fee is per tree), per site	Exempt	140.00	140.00	0.00	0%	This charge is to cover costs associated with site inspections relating to Street Tree issues from development / works. For an existing street tree, a Verge Bond (enhanced) will be applied to protect City street tree assets.
Tree Inspections - Single Tree	Inspection of City Tree Assets, or private trees, in response to Development Assessments or other works/ requests		Per inspection, single tree, per site	Exempt	250.00	250.00	0.00	0%	This charge is to cover costs associated with site inspections relating to Street Tree issues from development / works. For an existing street tree, a Verge Bond (enhanced) will be applied to protect City street tree assets.
Waste and Fleet									
Commercial Service	City 1100 Ltr Recycle Annual Charge Every Additional Bin for same day service		Per lift - invoiced	Exempt	0.00	680.00	680.00	100%	NEW Charge for multiple same day bin
Commercial Services	Bulk Bin provision		Charge per bin	Exempt	150.00	150.00	0.00	0%	Delivery and removal by crane truck - invoiced
Commercial Services	City 1.5 m3 standard		Per lift-invoiced	Exempt	65.00	65.00	0.00	0%	Emptied weekly, fortnightly or monthly - Invoiced monthly
Commercial Services	City 1.5 m3 standard, Extra service		Fee per lift	Exempt	75.00	75.00	0.00	0%	Extra service lift for City provided 1.5 m3 bin on weekly, fortnightly or monthly collection plan
Commercial Services	City 1.5 m3 standard, On Demand service		Fee per lift	Exempt	90.00	90.00	0.00	0%	On demand lift for City provided 1.5 m3 bin
Commercial Services	City 1100 Ltr General Waste Annual Charge		Per lift-invoiced	Exempt	2,050.00	2,050.00	0.00	0%	1100 Rear bin Lift Mixed Waste Annual
Commercial Services	City 1100 Ltr General Waste Quarterly Charge		Per lift-invoiced	Exempt	525.00	525.00	0.00	0%	1100 Rear bin Lift Mixed Waste Quarterly
Commercial Services	City 1100 Ltr General Waste, Extra service		Fee per lift	Exempt	50.00	50.00	0.00	0%	1100 Rear bin Lift Mixed Waste
Commercial Services	City 1100 Ltr General Waste, On Demand service		Fee per lift	Exempt	60.00	60.00	0.00	0%	1100 Rear bin Lift Mixed Waste
Commercial Services	City 1100 Ltr Recycle Annual Charge		Fee per lift	Exempt	800.00	800.00	0.00	0%	1100 Rear bin Lift Mixed Waste Annual
Commercial Services	City 1100 Ltr Recycle Quarterly Charge		Fee per lift	Exempt	212.50	212.50	0.00	0%	1100 Rear bin Lift Mixed Waste Quarterly
Commercial Services	City 1100 Ltr Recycle, Extra service		Fee per lift	Exempt	50.00	50.00	0.00	0%	1100 Rear bin Lift Mixed Waste
Commercial Services	City 1100 Ltr Recycle, On Demand service		Fee per lift	Exempt	60.00	60.00	0.00	0%	1100 Rear bin Lift Mixed Waste
Commercial Services	City 240 Ltr Recycle Annual Charge Every Additional Bin for same day service		Per lift - invoiced	Exempt	0.00	233.75	233.75	100%	NEW Charge for multiple same day bin
Commercial Services	City 3.0 m3 standard		Per lift-invoiced	Exempt	85.00	85.00	0.00	0%	Emptied weekly, fortnightly or monthly - Invoiced monthly
Commercial Services	City 3.0 m3 standard, Extra service		Fee per lift	Exempt	95.00	95.00	0.00	0%	Extra service lift for City provided 3.0 m3 bin on weekly, fortnightly or monthly collection plan
Commercial Services	City 3.0 m3 standard, On Demand service		Fee per lift	Exempt	110.00	110.00	0.00	0%	On demand lift for City provided 3.0 m3 bin
Commercial Services	City 4.5 m3 bin standard		Per lift-invoiced	Exempt	105.00	105.00	0.00	0%	Emptied weekly, fortnightly or monthly - Invoiced monthly
Commercial Services	City 4.5 m3 standard, Extra service		Fee per lift	Exempt	115.00	115.00	0.00	0%	Extra service lift for City provided 4.5 m3 bin on weekly, fortnightly or monthly collection plan
Commercial Services	City 4.5 m3 standard, On Demand service		Fee per lift	Exempt	140.00	140.00	0.00	0%	On demand lift for City provided 4.5 m3 bin
Commercial Services	City 660 Ltr General Waste Annual Charge		Per lift-invoiced	Exempt	1,330.00	1,330.00	0.00	0%	660 Rear bin Lift Mixed Waste Annual
Commercial Services	City 660 Ltr General Waste Quarterly Charge		Per lift-invoiced	Exempt	345.00	345.00	0.00	0%	660 Rear bin Lift Mixed Waste Quarterly
Commercial Services	City 660 Ltr General Waste, Extra service		Fee per lift	Exempt	35.00	35.00	0.00	0%	660 Rear bin Lift Mixed Waste
Commercial Services	City 660 Ltr General Waste, On Demand service		Fee per lift	Exempt	45.00	45.00	0.00	0%	660 Rear bin Lift Mixed Waste
Commercial Services	City 660 Ltr Recycle Annual Charge		Per lift-invoiced	Exempt	550.00	550.00	0.00	0%	660 Rear bin Lift Mixed Waste Annual
Commercial Services	City 660 Ltr Recycle Annual Charge Every Additional Bin for same day service		Per lift - invoiced	Exempt	0.00	467.50	467.50	100%	NEW Charge for multiple same day bin
Commercial Services	City 660 Ltr Recycle Quarterly Charge		Per lift-invoiced	Exempt	150.00	150.00	0.00	0%	660 Rear bin Lift Mixed Waste Quarterly
Commercial Services	City 660 Ltr Recycle, Extra service		Fee per lift	Exempt	35.00	35.00	0.00	0%	660 Rear bin Lift Mixed Waste
Commercial Services	City 660 Ltr Recycle, On Demand service		Fee per lift	Exempt	45.00	45.00	0.00	0%	660 Rear bin Lift Mixed Waste

Fees and Charges Schedule 2020/2021

Category	Description	Minimum/ Maximum	Basis of Charge	GST	2019/20 Charge \$	2020/21 Charge \$	Variance (\$)	Variance (%)	Comment
Commercial Services	City Combination 1100Ltr General & Recycle Annual Charge		Per lift-invoiced	Exempt	0.00	2,422.00	2,422.00	100%	NEW Charge for combined 240Ltr General & 240 Ltr Recycle Waste Bins
Commercial Services	City Combination 240Ltr General & Recycle Annual Charge		Per lift-invoiced	Exempt	0.00	799.00	799.00	100%	NEW Charge for combined 240Ltr General & 240 Ltr Recycle Waste Bins
Commercial Services	City Combination 660Ltr General & Recycle Annual Charge		Per lift-invoiced	Exempt	0.00	1,598.00	1,598.00	100%	NEW Charge for combined 240Ltr General & 240 Ltr Recycle Waste Bins
Commercial Services	New Service levy - Shared		Fee per tenement	Exempt	100.00	100.00	0.00	0%	Provision of General waste (Red) and Co-mingled Recycling (Yellow) bins for Shared service. Garden (Green) Waste Bin if ordered
Commercial Services	On demand 240L MGB		Per lift on demand-invoiced	Exempt	20.00	20.00	0.00	0%	Per lift on demand-invoiced
Commercial Services	Quarterly a/c 240L MGB			Exempt	855.00	855.00	0.00	0%	For a once per week collection per MGB (paid quarterly)
Commercial Services	Supply and fit padlock			Exempt	110.00	110.00	0.00	0%	Fee per padlock.
Commercial Services	Trade Food Waste 140L		Once per week	Including	0.00	10.00	10.00	100%	NEW Charge
Commercial Services	Trade Waste 240L MGB			Exempt	665.00	665.00	0.00	0%	For a once per week collection per MGB (prepaid rate)
Commercial Services	Trade Waste Greens 240L MGB			Exempt	225.00	225.00	0.00	0%	For a once per fortnight collection per MGB (prepaid rate)
Commercial Services	Trade Waste Yellow Co-mingled 240L MGB			Exempt	275.00	275.00	0.00	0%	For a once per fortnight collection per MGB (prepaid rate)
Commercial Services	Trade Waste Yellow Co-mingled 360L MGB			Exempt	325.00	325.00	0.00	0%	For a once per fortnight collection per MGB (prepaid rate)
Domestic Collections	Additional Green 240L Garden Waste Bin.		Fee per tenement	Exempt	40.00	40.00	0.00	0%	Additional - Green. Provision of an additional Garden waste (green) bin. Additional fee on Standard service
Domestic Collections	Additional Mobile Garbage Bin for Upgrades.		Fee per Bin	Exempt	100.00	100.00	0.00	0%	Provision of General waste (Red) or Co-mingled Recycling (Yellow) or Garden (Green) bin
Domestic Collections	Additional Yellow 240L Co-mingled Recycling Bin.		Fee per tenement	Exempt	40.00	40.00	0.00	0%	Additional - Yellow. Provision of additional Comingled Recycling (yellow) waste bin. Additional fee on (Standard service + Upgrade - Yellow)
Domestic Collections	Additional Yellow 360L Co-mingled Recycling Bin.		Fee per tenement	Exempt	40.00	40.00	0.00	0%	Additional - Yellow. Provision of additional Comingled Recycling (yellow) waste bin. Additional fee on (Standard service + Upgrade - Yellow)
Domestic Collections	Mobile Garbage Bin extra collection.		Fee per Bin	Exempt	75.00	75.00	0.00	0%	Emptying of any domestic bin on demand or due to non compliance
Domestic Collections	New Service levy - Shared		Fee per tenement	Exempt	100.00	100.00	0.00	0%	Provision of General waste (Red) and Co-mingled Recycling (Yellow) bins for Shared service. Garden (Green) Waste Bin if ordered
Domestic Collections	New Service levy - Standard		Fee per tenement	Exempt	200.00	200.00	0.00	0%	Provision of General waste (Red) and Co-mingled Recycling (Yellow) bins for Standard service. Garden (Green) Waste Bin if >400 m2 or ordered
Domestic Collections	Shared service, (>=6 multi unit dwellings only).		Fee per tenement	Exempt	305.00	290.00	-15.00	-5%	Provision of waste services for multi unit dwellings only. Fee reduced as part of Economic Stimulus and Community Recovery Package
Domestic Collections	Skip Bin - additional bin.		Fee per unit	Exempt	85.00	85.00	0.00	0%	Provision of an additional Skip Bin for Household Bulk Junk
Domestic Collections	Standard service		Fee per tenement	Exempt	350.00	335.00	-15.00	-4%	Provision of waste services for households or multi unit dwellings. Fee reduced as part of the Economic Stimulus and Community Recovery Package
Domestic Collections	Upgrade Red. Bin volume increase, 140L to 240L General Waste bin.		Fee per tenement	Exempt	150.00	150.00	0.00	0%	Upgrade - Red. Provision of increase in general waste (red bin) capacity. Swap 140L for 240L. Upgrade fee on Standard service
Domestic Collections	Upgrade Yellow. Bin volume increase, 240L to 360L Co-mingled Waste bin.		Fee per tenement	Exempt	20.00	20.00	0.00	0%	Upgrade - Yellow. Provision of increase in Co-mingled (yellow bin) recycling capacity. Swap 240L for 360L. Upgrade fee on Standard service
Function Bin Fees	240L Function Bin		Fee per unit	Including	40.00	40.00	0.00	0%	Fee to deliver, empty and remove 240L Function Bin
Function Bin Fees	240L Function Bin, additional lift.		Fee per lift	Including	10.00	10.00	0.00	0%	Function Bin additional lift
Recycling Centre Balcatta	Car tyres (Per tyre)		Cost per tyre for disposal at RCB	Including	20.00	20.00	0.00	0%	Fee per tyre
Recycling Centre Balcatta	Dog waste bin - Large		Fee per unit	Including	15.00	15.00	0.00	0%	Fee to provide a large (240L) dog waste bin
Recycling Centre Balcatta	Dog waste bin - Small		Fee per unit	Including	10.00	10.00	0.00	0%	Fee to provide a small (120L) dog waste bin
Recycling Centre Balcatta	Mattress disposal		Inner spring mattress (Per mattress)	Including	35.00	35.00	0.00	0%	Fee per mattress or base
Recycling Centre Balcatta	Minimum Fee, Green Waste		Green	Including	20.00	20.00	0.00	0%	Minimum Fee per car, Green Waste recycling
Recycling Centre Balcatta	Minimum Fee, Inert Waste		Inert (construction)	Including	35.00	35.00	0.00	0%	Minimum Fee per car, Inert Waste recycling
Recycling Centre Balcatta	Minimum Fee, Mixed Waste		Mixed	Including	45.00	45.00	0.00	0%	Minimum Fee per car, General Mixed Waste disposal
Recycling Centre Balcatta	Refrigerator disposal		Fee per unit	Including	30.00	30.00	0.00	0%	Fee for degassing and recycling of refrigerator
Recycling Centre Balcatta	Tipping fee, Greenwaste (for Local Governments Only)		Per Tonne	Including	75.00	75.00	0.00	0%	Charge for local government mixed Greenwaste to be tipped off at RCB

Fees and Charges Schedule 2020/2021

Category	Description	Minimum/ Maximum	Basis of Charge	GST	2019/20 Charge \$	2020/21 Charge \$	Variance (\$)	Variance (%)	Comment
Recycling Centre Balcatta	Tipping fee, Inert waste (for Local Governments Only)		Per Tonne	Including	100.00	100.00	0.00	0%	local government Inert to be tipped off at RCB
Recycling Centre Balcatta	Tipping fee, Mattress Disposal (for Local Governments Only)		Inner spring mattress (Per mattress)	Including	30.80	30.80	0.00	0%	local government mattress disposal to be tipped off at RCB
Recycling Centre Balcatta	Tipping fee, mixed waste (for Local Governments Only)		Per Tonne	Including	220.00	220.00	0.00	0%	Charge for local government mixed waste to be tipped off at RCB
Recycling Centre Balcatta	Weighbridge Charge (vehicles only)		Per Vehicle	Including	27.50	27.50	0.00	0%	This is a charge for people and organisations who wish to weigh their vehicle only
Recycling Centre Balcatta	Weighbridge rate, mixed Commercial use	Min \$185/Max \$270	Mixed - Commercial use (IE 5,000T>15,000T)	Including	185.00	185.00	0.00	0%	Mixed Commercial use (5,000T>15,000T)
Recycling Centre Balcatta	Weighbridge rate/tonne		Mixed	Including	265.00	265.00	0.00	0%	Fee per tonne for General Mixed Waste disposal
Recycling Centre Balcatta	Weighbridge rate/tonne		Green	Including	85.00	85.00	0.00	0%	Fee per tonne for Green Waste recycling
Recycling Centre Balcatta	Weighbridge rate/tonne		Inert (construction)	Including	125.00	125.00	0.00	0%	Fee per tonne for Inert Waste recycling

Fees and Charges Schedule 2020/2021

Category	Description	Minimum/ Maximum	Basis of Charge	GST	2019/20 Charge \$	2020/21 Charge \$	Variance (\$)	Variance (%)	Comment
Community Services									
Balga Community Centre - Hire	Function Hire - Community Rate		Per Function	Including	305.00	305.00	0.00	0%	
Balga Community Centre - Hire	Function Hire - Standard Rate		Per Function	Including	425.00	425.00	0.00	0%	
Balga Community Centre - Hire	Main Hall Hire - Balga Autumn Club Rate		Per Hour	Including	5.75	5.75	0.00	0%	
Balga Community Centre - Hire	Main Hall Hire - Community Rate	Minimum	Per Hour	Including	5.75	5.75	0.00	0%	
Balga Community Centre - Hire	Main Hall Hire - Community Rate	Maximum	Per Hour	Including	30.50	30.50	0.00	0%	
Balga Community Centre - Hire	Main Hall Hire - Standard Rate		Per Hour	Including	50.00	50.00	0.00	0%	
Balga Community Centre - Hire	Meeting/Craft Room Hire - Balga Autumn Club Rate		Per Hour	Including	5.75	5.75	0.00	0%	
Balga Community Centre - Hire	Meeting/Craft Room Hire - Community Rate		Per Hour	Including	15.50	15.50	0.00	0%	Applicable to Activity and Podiatry Rooms.
Balga Community Centre - Hire	Meeting/Craft Room Hire - Standard Rate		Per Hour	Including	21.50	21.50	0.00	0%	Applicable to Activity and Podiatry Rooms.
Balga Community Centre - Hire	Podiatry Room - Hire Agreement Rate		Per Day	Including	25.00	25.00	0.00	0%	
Bob Daniel Community Centre - Hire	Function Hire - Community Rate		Per Function	Including	305.00	305.00	0.00	0%	
Bob Daniel Community Centre - Hire	Function Hire - Standard Rate		Per Function	Including	425.00	425.00	0.00	0%	
Bob Daniel Community Centre - Hire	Main Hall Hire - Community Rate	Minimum	Per Hour	Including	5.75	5.75	0.00	0%	
Bob Daniel Community Centre - Hire	Main Hall Hire - Community Rate	Maximum	Per Hour	Including	30.50	30.50	0.00	0%	
Bob Daniel Community Centre - Hire	Main Hall Hire - Inglewood Autumn Club Rate		Per Hour	Including	5.75	5.75	0.00	0%	
Bob Daniel Community Centre - Hire	Main Hall Hire - Standard Rate		Per Hour	Including	50.00	50.00	0.00	0%	
Bob Daniel Community Centre - Hire	Meeting/Craft Room Hire - Community Rate		Per Hour	Including	15.50	15.50	0.00	0%	Applicable to Activity, Meeting, Lounge and Podiatry Rooms.
Bob Daniel Community Centre - Hire	Meeting/Craft Room Hire - Inglewood Autumn Club Rate		Per Hour	Including	5.75	5.75	0.00	0%	
Bob Daniel Community Centre - Hire	Meeting/Craft Room Hire - Standard Rate		Per Hour	Including	21.50	21.50	0.00	0%	Applicable to Activity, Meeting, Lounge and Podiatry Rooms.
Bob Daniel Community Centre - Hire	Podiatry Room - Hire Agreement Rate		Per Day	Including	25.50	25.50	0.00	0%	
Bonds	Community Centre Casual High Risk Group		Per Occasion	Including	5,000.00	5,000.00	0.00	0%	High risk includes high numbers, security required and/or alcohol provided
Bonds	Community Centre Casual Hirer - Community Rate		Per Occasion	Including	500.00	500.00	0.00	0%	Formalising the bond rates applied by the City for programs and functions
Bonds	Community Centre Casual Hirer - Standard Rate		Per Occasion	Including	1,000.00	1,000.00	0.00	0%	Formalising the bond rates applied by the City for programs and functions
Bonds	Community Centre Casual Hirer - Standard Rate with Alcohol		Per Occasion	Exempt	2,000.00	2,000.00	0.00	0%	
Bonds	Community Centre Regular Hirer - Community Rate		Per Occasion	Including	100.00	100.00	0.00	0%	Formalising the bond rates applied by the City for programs and functions
Bonds	Community Centre Regular Hirer - Standard Rate		Per Occasion	Including	500.00	500.00	0.00	0%	Formalising the bond rates applied by the City for programs and functions
Bus Hire	Hire Rate - Non Profit Groups		Per Hire	Including	120.00	120.00	0.00	0%	
Bus Hire	Hire Rate - Other Groups		Per Hire	Including	180.00	180.00	0.00	0%	
Bus Hire	Kilometre Rate - Non Profit Groups		Per Kilometre	Including	0.75	0.75	0.00	0%	
Bus Hire	Kilometre Rate - Other Groups		Per Kilometre	Including	0.95	0.95	0.00	0%	
Children's Services	Administration Fee Charge		Per Child	Exempt	10.50	10.50	0.00	0%	Per Child, charged once per year
Children's Services	After School Care Cancellation Fee		Per Session	Exempt	34.00	34.00	0.00	0%	Full session cost for cancellations that occur outside of the requirement for adequate notice in order to offer the position to another child
Children's Services	Before School Care fee		Per session	Exempt	24.00	24.00	0.00	0%	Comparison with other centres, taking into account the government subsidy for families
Children's Services	Half Day Transition		Per Session	Exempt	48.00	48.00	0.00	0%	
Children's Services	Late Collection Fee		Per Child	Exempt	10.50	10.50	0.00	0%	\$10.50 charge at 6.01pm and \$1 per minute there after
Children's Services	Late Payment Fee		Per Child	Exempt	50.00	50.00	0.00	0%	Penalty fee for families who regularly pay their accounts late
Children's Services	On The Bus Program Cancellation Fees		Per Day	Exempt	78.00	78.00	0.00	0%	Full day rate for cancellations that occur outside of the requirement for adequate notice in order to offer the position to another child
Children's Services	Per Session After School Care		Per Session	Including	34.00	34.00	0.00	0%	Comparison with other agencies taking into account government subsidy for families
Children's Services	Per Session On The Bus Program		Per Day	Including	78.00	78.00	0.00	0%	Additional cost of excursion transport, comparison with other agencies - Government subsidy for families
Children's Services	Per Session Vacation Care		Per Day	Including	78.00	78.00	0.00	0%	Comparison with other agencies taking into account government subsidy for families
Children's Services	Vacation Care Cancellation Fee		Per Day	Exempt	78.00	78.00	0.00	0%	Full day rate for cancellations that occur outside of the requirement for adequate notice in order to offer the position to another child
Dianella Community Centre - Hire	Function Hire - Community Rate		Per Function	Including	190.00	190.00	0.00	0%	

Fees and Charges Schedule 2020/2021

Category	Description	Minimum/ Maximum	Basis of Charge	GST	2019/20 Charge \$	2020/21 Charge \$	Variance (\$)	Variance (%)	Comment
Dianella Community Centre - Hire	Function Hire - Standard Rate		Per Function	Including	255.00	255.00	0.00	0%	
Dianella Community Centre - Hire	Main Hall Hire - Community Rate	Minimum	Per Hour	Including	5.75	5.75	0.00	0%	
Dianella Community Centre - Hire	Main Hall Hire - Community Rate	Maximum	Per Hour	Including	30.50	30.50	0.00	0%	
Dianella Community Centre - Hire	Main Hall Hire - Dianella Autumn Club Rate		Per Hour	Including	5.75	5.75	0.00	0%	Applicable to Dianella Autumn Club and Retirees WA Inc. only for their agreed hours of use; clubs are to be charged the minimum Community Rate of hire for bookings outside agreed hours.
Dianella Community Centre - Hire	Main Hall Hire - Standard Rate		Per Hour	Including	50.00	50.00	0.00	0%	
Dianella Community Centre - Hire	Meeting/Craft Room Hire - Community Rate		Per Hour	Including	15.50	15.50	0.00	0%	Applicable to Lounge and Podiatry Rooms.
Dianella Community Centre - Hire	Meeting/Craft Room Hire - Dianella Autumn Club Rate		Per Hour	Including	50.00	50.00	0.00	0%	Applicable to Dianella Autumn Club and Retirees WA Inc. only for their agreed hours of use; clubs are to be charged the minimum Community Rate of hire for bookings outside agreed hours. Applicable to Lounge Room only.
Dianella Community Centre - Hire	Meeting/Craft Room Hire - Standard Rate		Per Hour	Including	21.50	21.50	0.00	0%	Applicable to Lounge and Podiatry Rooms.
Dianella Community Centre - Hire	Podiatry Room - Hire Agreement Rate		Per Day	Including	25.50	25.50	0.00	0%	
Inglewood Children's Centre - Hire	Meeting/Craft Room Hire - Community Rate		Per Hour	Including	16.50	16.50	0.00	0%	
Inglewood Children's Centre - Hire	Meeting/Craft Room Hire - Standard Rate		Per Hour	Including	28.50	28.50	0.00	0%	
Kevin Smith Community Centre - Hire	Meeting/Craft Room Hire - Community Rate		Per Hour	Including	15.00	15.00	0.00	0%	Applicable to Meeting Room for City of Stirling bookings only.
Libraries Activity Room Hire	Inglewood, Mirrabooka, Scarborough		Community rate per hour or part thereof	Including	25.50	25.50	0.00	0%	
Libraries Activity Room Hire	Inglewood, Mirrabooka, Scarborough		Commercial rate per hour or part thereof	Including	42.50	42.50	0.00	0%	
Libraries Book Sales	"Along the plank road"			Including	11.00	11.00	0.00	0%	
Libraries Book Sales	"As it used to be"			Including	11.00	11.00	0.00	0%	
Libraries Book Sales	"Diversity's Challenge" hardback			Including	22.00	22.00	0.00	0%	
Libraries Book Sales	"Diversity's Challenge" paperback			Including	15.00	15.00	0.00	0%	
Libraries Facility Hire - Mirrabooka Innovations Lab	Commercial rate		Per hour or part thereof	Including	165.50	165.50	0.00	0%	
Libraries Facility Hire - Mirrabooka Innovations Lab	Community rate including non-profit organisations		Per hour or part thereof	Including	50.50	50.50	0.00	0%	
Libraries Fines	Overdue library loans		\$0.25 per item per day, with a maximum of \$5 per item	Exempt	0.25	0.25	0.00	0%	
Libraries Inter Library Loans I	Replacement of lost or damaged ILLS, WA Libraries (minimum charge)	Minimum	Adult Fiction (AF and Junior)	Exempt	49.50	49.50	0.00	0%	
Libraries Inter Library Loans II	Inter Library Loans II		Adult Non Fiction (ANF)	Exempt	85.50	85.50	0.00	0%	
Libraries Inter Library Loans III	Inter Library Loans III		Junior (J)	Exempt	49.50	49.50	0.00	0%	
Libraries Inter Library Loans IV	ILLS - external to SLWA		All Stock	Exempt	300.00	300.00	0.00	0%	
Libraries Inter Library Loans V	ILLS - external to SLWA overdue fee			Including	180.00	180.00	0.00	0%	
Libraries Interlibrary Loans - External ILLS fee	Any interlibrary loan sourced within Australia (excluding WA).		Service fee per item.	Including	16.50	16.50	0.00	0%	
Libraries Laminating Service	A3 pouch (Mirrabooka only)			Including	5.30	5.30	0.00	0%	
Libraries Laminating Service	A4 pouch			Including	3.00	3.00	0.00	0%	
Libraries Laminating Service	Per metre (Dianella only)			Including	15.50	15.50	0.00	0%	
Libraries Laminating Service	Small pouch			Including	1.70	1.70	0.00	0%	
Libraries Lost Barcode Replacement	Lost Barcode Replacement			Exempt	8.50	8.50	0.00	0%	
Libraries Lost Library Card Replacement	Lost Library Card Replacement			Exempt	6.50	6.50	0.00	0%	
Libraries Office Equipment	USB flash drive 8 GB		Per USB	Including	10.00	10.00	0.00	0%	
Libraries Photocopying	Colour (coin box)		Per sheet	Including	1.00	1.00	0.00	0%	
Libraries Photocopying	Monochrome (coin box)		Per sheet	Including	0.20	0.20	0.00	0%	
Libraries Printing - 3D printing	Printing 3D models.		Base fee for four hours. Additional fee per hour or part thereof.	Including	11.00	11.00	0.00	0%	
Libraries Printing - Internet/Personal Computer	Internet/Personal Computer		Per sheet	Including	0.20	0.20	0.00	0%	

Fees and Charges Schedule 2020/2021

Category	Description	Minimum/ Maximum	Basis of Charge	GST	2019/20 Charge \$	2020/21 Charge \$	Variance (\$)	Variance (%)	Comment
Libraries Printing - Internet/Personal Computer	Internet/Personal Computer (colour)		Per sheet	Including	2.00	2.00	0.00	0%	
Libraries Printing - Laser Cutter	Printing via laser cutter		Printing fee per minute.	Including	2.50	2.50	0.00	0%	
Libraries Printing - Laser Cutter	Printing via laser cutter		Printing fee per minute.	Including	1.10	1.10	0.00	0%	
Libraries Programs - Admission Fees	Guest author talks, workshops, seminars, and miscellaneous events		Per person	Including	6.60	6.60	0.00	0%	
Libraries Promotional Items	Ear buds		Per item	Including	1.60	1.60	0.00	0%	
Libraries Promotional Items	Library Bags		Per bag	Including	1.50	1.50	0.00	0%	
Libraries Reservations	Uncollected reservations		Per item	Exempt	1.95	1.95	0.00	0%	
Libraries Reservations - Postage (as per current Australia Post postage rate)			Per reservation, fee as per current Australia Post postage rate.	Including	1.50	1.50	0.00	0%	
Libraries Service Charge - Administration Fee - Debt Collection	Admin fee debt collection services		Per person	Exempt	15.00	15.00	0.00	0%	
Libraries Service Charge - Administration Fee - Lost/Damaged Item Payment	Admin fee for payment of lost/damaged items			Exempt	8.10	8.10	0.00	0%	
Libraries Temporary Membership	Temporary membership fee per individual		Per person	Exempt	45.00	45.00	0.00	0%	
Museum Facility Hire - Mount Flora Museum Meeting Room	Commercial groups and private functions		Per hour or part thereof	Including	58.50	58.50	0.00	0%	
Museum Facility Hire - Mount Flora Museum Meeting Room	Community rate including non-profit organisations		Per hour or part thereof	Including	35.50	35.50	0.00	0%	
Museum Facility Hire - Service Fee - Marriage Ceremony	Service fee - marriage ceremonies Mt Flora Water Tower.			Including	110.50	110.50	0.00	0%	
Museum Local History Photographs	Local History Photographs (commercial via disc)		Admin Fee per photograph	Including	40.00	40.00	0.00	0%	
Museum Local History Photographs	Local History Photographs (commercial via email)		Admin fee per photograph	Including	35.00	35.00	0.00	0%	
Museum Local History Photographs	Local History Photographs (personal use on disc)		Admin fee per photograph	Including	30.00	30.00	0.00	0%	
Museum Local History Photographs	Local History Photographs (personal use via email)		Admin fee per photograph	Including	25.00	25.00	0.00	0%	
Museum Research Fee - Local History	Research Fee (local history)		Per hour or part thereof	Including	30.00	30.00	0.00	0%	
Nollamara Community Centre - Hire	Function Hire - Community Rate		Per Function	Including	190.00	190.00	0.00	0%	
Nollamara Community Centre - Hire	Function Hire - Standard Rate		Per Function	Including	255.00	255.00	0.00	0%	
Nollamara Community Centre - Hire	Main Hall Hire - Community Rate	Minimum	Per Hour	Including	5.75	5.75	0.00	0%	
Nollamara Community Centre - Hire	Main Hall Hire - Community Rate	Maximum	Per Hour	Including	30.50	30.50	0.00	0%	
Nollamara Community Centre - Hire	Main Hall Hire - Nollamara Autumn Club Rate		Per Hour	Including	5.75	5.75	0.00	0%	Applicable to Nollamara Autumn Club only for their agreed hours of use; club is to be charged the minimum Community Rate of hire for bookings outside agreed hours.
Nollamara Community Centre - Hire	Main Hall Hire - Standard Rate		Per Hour	Including	50.00	50.00	0.00	0%	
Nollamara Community Centre - Hire	Meeting/Craft Room Hire - Standard Rate		Per Hour	Including	21.50	21.50	0.00	0%	Applicable to Lounge and Podiatry Rooms.
Nollamara Community Centre - Hire	Meeting/Craft Room Hire - Community Rate		Per Hour	Including	15.50	15.50	0.00	0%	Applicable to Lounge and Podiatry Rooms.
Nollamara Community Centre - Hire	Meeting/Craft Room Hire - Nollamara Autumn Club Rate		Per Hour	Including	5.75	5.75	0.00	0%	Applicable to Nollamara Autumn Club only for their agreed hours of use; club is to be charged the minimum Community Rate of hire for bookings outside agreed hours. Applicable to Activity Room only.
Nollamara Community Centre - Hire	Podiatry Room - Hire Agreement Rate		Per Day	Including	25.50	25.50	0.00	0%	
North Beach Community Centre - Hire	Function Hire - Community Rate		Per Function	Including	190.00	190.00	0.00	0%	
North Beach Community Centre - Hire	Function Hire - Standard Rate		Per Function	Including	255.00	255.00	0.00	0%	
North Beach Community Centre - Hire	Main Hall Hire - Community Rate	Minimum	Per Hour	Including	5.75	5.75	0.00	0%	
North Beach Community Centre - Hire	Main Hall Hire - Community Rate	Maximum	Per Hour	Including	30.50	30.50	0.00	0%	
North Beach Community Centre - Hire	Main Hall Hire - North Beach Autumn Club Rate		Per Hour	Including	5.75	5.75	0.00	0%	Applicable to North Beach Senior's Club only for their agreed hours of use; club is to be charged the minimum Community Rate of hire for bookings outside agreed hours.
North Beach Community Centre - Hire	Main Hall Hire - Standard Rate		Per Hour	Including	50.00	50.00	0.00	0%	
North Beach Community Centre - Hire	Meeting/Craft Room Hire - Standard Rate		Per Hour	Including	21.50	21.50	0.00	0%	Applicable to Library.

Fees and Charges Schedule 2020/2021

Category	Description	Minimum/ Maximum	Basis of Charge	GST	2019/20 Charge \$	2020/21 Charge \$	Variance (\$)	Variance (%)	Comment
North Beach Community Centre - Hire	Meeting/Craft Room Hire - Community Rate		Per Hour	Including	15.50	15.50	0.00	0%	Applicable to Library.
North Beach Community Centre - Hire	Meeting/Craft Room Hire - North Beach Autumn Club Rate		Per Hour	Including	5.75	5.75	0.00	0%	Applicable to North Beach Senior's Club only for their agreed hours of use; club is to be charged the minimum Community Rate of hire for bookings outside agreed hours. Applicable to Library.
Osborne Park Community Centre	Craft Room Hire - Community Rate		Per Hour	Including	20.00	20.00	0.00	0%	Reduced for consistency in comparison to other activity rooms
Osborne Park Community Centre	Craft Room Hire - Standard Rate		Per Hour	Including	30.00	30.00	0.00	0%	Reduced for consistency in comparison to other activity rooms
Osborne Park Community Centre	Function Rate - Community		Per Function	Including	470.00	470.00	0.00	0%	
Osborne Park Community Centre	Function Rate - Standard Rate		Per Function	Including	670.00	670.00	0.00	0%	
Osborne Park Community Centre	Main Hall Hire - Community Rate	Minimum	Per Hour	Including	5.75	5.75	0.00	0%	
Osborne Park Community Centre	Main Hall Hire - Community Rate	Maximum	Per Hour	Including	34.00	34.00	0.00	0%	
Osborne Park Community Centre	Main Hall Hire - Osborne Autumn Club Rate		Per Hour	Including	5.75	5.75	0.00	0%	Applicable to Osborne Autumn Club and Retirees - Tuart Hill Branch only for their agreed hours of use; clubs are to be charged the minimum Community Rate of hire for bookings outside agreed hours.
Osborne Park Community Centre	Main Hall Hire - Standard Rate		Per Hour	Including	55.50	55.50	0.00	0%	
Osborne Park Community Centre	Meeting Room Hire - Community Rate		Per Hour	Including	30.00	30.00	0.00	0%	
Osborne Park Community Centre	Meeting Room Hire - Standard Rate		Per Hour	Including	50.00	50.00	0.00	0%	
Osborne Park Community Centre	Weddings		Per Function	Including	850.00	850.00	0.00	0%	
Scarborough Community Centre - Hire	Function Hire - Community Rate		Per Function	Including	300.00	300.00	0.00	0%	
Scarborough Community Centre - Hire	Function Hire - Standard Rate		Per Function	Including	425.00	425.00	0.00	0%	
Scarborough Community Centre - Hire	Main Hall Hire - Community Rate	Minimum	Per Hour	Including	5.75	5.75	0.00	0%	
Scarborough Community Centre - Hire	Main Hall Hire - Community Rate	Maximum	Per Hour	Including	30.50	30.50	0.00	0%	
Scarborough Community Centre - Hire	Main Hall Hire - Scarborough Autumn Club Rate		Per Hour	Including	0.00	0.00	0.00	0%	Applicable to Scarborough Autumn Club and Scarborough Pensioner's Club only for their agreed hours of use; clubs are to be charged the minimum Community Rate of hire for bookings outside agreed hours.
Scarborough Community Centre - Hire	Main Hall Hire - Standard Rate		Per Hour	Including	50.00	50.00	0.00	0%	
Scarborough Community Centre - Hire	Meeting Room 2 Hire - Community Rate		Per Hour	Including	18.50	18.50	0.00	0%	
Scarborough Community Centre - Hire	Meeting Room 2 Hire - Scarborough Autumn Club Rate		Per Hour	Including	0.00	0.00	0.00	0%	Applicable to Scarborough Autumn Club and Scarborough Pensioner's Club only for their agreed hours of use; clubs are to be charged the minimum Community Rate of hire for bookings outside agreed hours. Applicable to Meeting Room 2 only.
Scarborough Community Centre - Hire	Meeting Room 2 Hire - Standard Rate		Per Hour	Including	25.50	25.50	0.00	0%	
Scarborough Community Centre - Hire	Meeting/Craft Room Hire - Community Rate		Per Hour	Including	15.50	15.50	0.00	0%	Applicable to Activity Room, Meeting Room 1 and Podiatry Room.
Scarborough Community Centre - Hire	Meeting/Craft Room Hire - Scarborough Autumn Club Rate		Per Hour	Including	0.00	0.00	0.00	0%	Applicable to Scarborough Autumn Club and Scarborough Pensioner's Club only for their agreed hours of use; clubs are to be charged the minimum Community Rate of hire for bookings outside agreed hours. Applicable to Activity Room only.
Scarborough Community Centre - Hire	Meeting/Craft Room Hire - Standard Rate		Per Hour	Including	21.50	21.50	0.00	0%	Applicable to Activity Room, Meeting Room 1 and Podiatry Room.
Scarborough Community Centre - Hire	Podiatry Room - Hire Agreement Rate		Per Day	Including	25.50	25.50	0.00	0%	
Stirling Community Care	Administration Fee		Variable	Exempt	0.00	0.00	0.00	0%	Fee varies based on funding type and level, and in response to ongoing aged care and disability services reforms
Stirling Community Care	Administration Fee		Variable	Including	0.00	0.00	0.00	0%	Fee varies based on funding type and level, and in response to ongoing aged care and disability services reforms
Stirling Community Care	Basic Daily Fee		Variable	Exempt	0.00	0.00	0.00	0%	Fee varies based on funding level and in response to ongoing aged care reforms
Stirling Community Care	Call-out Fee for non-urgent, non-responsive customer follow-up (eg customer has forgotten to advise they will not be home).		Per occasion	Exempt	30.00	30.00	0.00	0%	Fee varies based on funding type and level, and in response to ongoing aged care and disability services reforms
Stirling Community Care	Call-out Fee for non-urgent, non-responsive customer follow-up (eg customer has forgotten to advise they will not be home).		Per occasion	Including	33.00	33.00	0.00	0%	Fee varies based on funding type and level, and in response to ongoing aged care and disability services reforms
Stirling Community Care	Care Management Fee		Variable	Exempt	0.00	0.00	0.00	0%	Fee varies based on funding type and level, and in response to ongoing aged care and disability services reforms
Stirling Community Care	Care Management Fee		Variable	Including	0.00	0.00	0.00	0%	Fee varies based on funding type and level, and in response to ongoing aged care and disability services reforms
Stirling Community Care	Community Care Services - Exit Fee		Variable	Including	0.00	0.00	0.00	0%	Fee varies based on funding type and level, and in response to ongoing aged care and disability services reforms
Stirling Community Care	Community Care Services - Help at Home In-Service Transport fee		Variable	Exempt	0.00	0.00	0.00	0%	Fee varies based on funding type and level, and in response to ongoing aged care and disability services reforms

Fees and Charges Schedule 2020/2021

Category	Description	Minimum/ Maximum	Basis of Charge	GST	2019/20 Charge \$	2020/21 Charge \$	Variance (\$)	Variance (%)	Comment
Stirling Community Care	Community Care Services - Help at Home In-Service Transport fee		Variable	Including	0.00	0.00	0.00	0%	Fee varies based on funding type and level, and in response to ongoing aged care and disability services reforms
Stirling Community Care	Community Care Services - Help at Home service fee		Variable	Exempt	0.00	0.00	0.00	0%	Fee varies based on funding type and level, and in response to ongoing aged care and disability services reforms
Stirling Community Care	Community Care Services - Help at Home service fee		Variable	Including	0.00	0.00	0.00	0%	Fee varies based on funding type and level, and in response to ongoing aged care and disability services reforms
Stirling Community Care	Community Care Services - Medication Support/Assistance service fee		Variable	Exempt	0.00	0.00	0.00	0%	Fee varies based on funding type and level, and in response to ongoing aged care and disability services reforms
Stirling Community Care	Community Care Services - Medication Support/Assistance service fee		Variable	Including	0.00	0.00	0.00	0%	Fee varies based on funding type and level, and in response to ongoing aged care and disability services reforms
Stirling Community Care	Community Care Services - Other Food Services service fee		Variable	Exempt	0.00	0.00	0.00	0%	Fee varies based on funding type and level, and in response to ongoing aged care and disability services reforms
Stirling Community Care	Community Care Services - Other Food Services service fee		Variable	Including	0.00	0.00	0.00	0%	Fee varies based on funding type and level, and in response to ongoing aged care and disability services reforms
Stirling Community Care	Community Care Services - Personal Care service fee		Variable	Exempt	0.00	0.00	0.00	0%	Fee varies based on funding type and level, and in response to ongoing aged care and disability services reforms
Stirling Community Care	Community Care Services - Personal Care service fee		Variable	Including	0.00	0.00	0.00	0%	Fee varies based on funding type and level, and in response to ongoing aged care and disability services reforms
Stirling Community Care	Community Care Services - Social Support service fee		Variable	Exempt	0.00	0.00	0.00	0%	Fee varies based on funding type and level, and in response to ongoing aged care and disability services reforms
Stirling Community Care	Community Care Services - Social Support service fee		Variable	Including	0.00	0.00	0.00	0%	Fee varies based on funding type and level, and in response to ongoing aged care and disability services reforms
Stirling Community Care	Community Care Services - Unaccompanied Shopping service fee		Variable	Exempt	0.00	0.00	0.00	0%	Fee varies based on funding type and level, and in response to ongoing aged care and disability services reforms
Stirling Community Care	Community Care Services - Unaccompanied Shopping service fee		Variable	Including	0.00	0.00	0.00	0%	Fee varies based on funding type and level, and in response to ongoing aged care and disability services reforms
Stirling Community Care	Community Day Clubs - Meal Fee at Centre		Variable	Including	0.00	0.00	0.00	0%	Fee varies based on funding type and level, and in response to ongoing aged care and disability services reforms
Stirling Community Care	Community Day Clubs - Transport		Variable	Exempt	0.00	0.00	0.00	0%	Fee varies based on funding type and level, club/program being attended, and in response to ongoing aged care and disability services reforms
Stirling Community Care	Community Day Clubs - Transport		Variable	Including	0.00	0.00	0.00	0%	Fee varies based on funding type and level, club/program being attended, and in response to ongoing aged care and disability services reforms
Stirling Community Care	Community Day Clubs Attendance Fee		Variable	Exempt	0.00	0.00	0.00	0%	Fee varies based on funding type and level, club/program being attended, duration of visit and in response to ongoing aged care and disability services reforms
Stirling Community Care	Community Day Clubs Attendance Fee		Variable	Including	0.00	0.00	0.00	0%	Fee varies based on funding type and level, club/program being attended, duration of visit and in response to ongoing aged care and disability services reforms
Stirling Community Care	Community Food Services - 1 Course Meal, charge per meal		Variable	Including	0.00	0.00	0.00	0%	Fee varies based on funding type and level, residence location, and in response to ongoing aged care and disability services reforms
Stirling Community Care	Community Food Services - 2 Course Meal, charge per meal		Variable	Including	0.00	0.00	0.00	0%	Fee varies based on funding type and level, residence location, and in response to ongoing aged care and disability services reforms
Stirling Community Care	Community Food Services - Additional Food Items with Meal		Variable	Including	0.00	0.00	0.00	0%	Fee varies based on funding type and level, residence location, and in response to ongoing aged care and disability services reforms
Stirling Community Care	Community Food Services - Home Delivered Meals - Ingredients		Variable	Including	0.00	0.00	0.00	0%	Home Care Package customers, Fee varies based on meal size and in response to ongoing aged care and disability services reforms
Stirling Community Care	Community Food Services - Meal Production and Delivery fee		Variable	Exempt	0.00	0.00	0.00	0%	Fee varies based on funding type and level, and in response to ongoing aged care and disability services reforms
Stirling Community Care	Community Food Services - Meal Production and Delivery fee		Variable	Including	0.00	0.00	0.00	0%	Fee varies based on funding type and level, and in response to ongoing aged care and disability services reforms
Stirling Community Care	Community Transport Services - Group Shopping Bus		Variable	Exempt	0.00	0.00	0.00	0%	Fee varies based on funding type and level, and in response to ongoing aged care and disability services reforms
Stirling Community Care	Community Transport Services - Group Shopping Bus		Variable	Including	0.00	0.00	0.00	0%	Fee varies based on funding type and level, and in response to ongoing aged care and disability services reforms
Stirling Community Care	Community Transport Services - Medical Transport		Variable	Exempt	0.00	0.00	0.00	0%	Fee varies based on funding type and level, distance travelled, and in response to ongoing aged care and disability services reforms

Fees and Charges Schedule 2020/2021

Category	Description	Minimum/ Maximum	Basis of Charge	GST	2019/20 Charge \$	2020/21 Charge \$	Variance (\$)	Variance (%)	Comment
Stirling Community Care	Community Transport Services - Medical Transport		Variable	Including	0.00	0.00	0.00	0%	Fee varies based on funding type and level, distance travelled, and in response to ongoing aged care and disability services reforms
Stirling Community Care	Community Transport Services - Social Transport		Variable	Exempt	0.00	0.00	0.00	0%	Fee varies based on funding type and level, distance travelled, and in response to ongoing aged care and disability services reforms
Stirling Community Care	Community Transport Services - Social Transport		Variable	Including	0.00	0.00	0.00	0%	Fee varies based on funding type and level, distance travelled, and in response to ongoing aged care and disability services reforms
Stirling Community Care	Connect2 Attendance Fee		Variable	Exempt	0.00	0.00	0.00	0%	Fee varies based on funding type and level, and in response to ongoing aged care reforms
Stirling Community Care	Connect2 Attendance Fee		Variable	Including	0.00	0.00	0.00	0%	Fee varies based on funding type and level, and in response to ongoing aged care reforms
Stirling Community Care	Establishment Fee		Variable	Exempt	0.00	0.00	0.00	0%	Fee varies based on funding type and level, and in response to ongoing aged care reforms
Stirling Community Care	Establishment Fee		Variable	Including	0.00	0.00	0.00	0%	Fee varies based on funding type and level, and in response to ongoing aged care reforms
Stirling Community Care	Income Tested Care Fees		Variable	Exempt	0.00	0.00	0.00	0%	Varies by individual, Fee is determined by the Commonwealth Government depending on individual's financial circumstances
Stirling Community Care	Outings - Individually charged based on outing		Variable	Exempt	0.00	0.00	0.00	0%	
Stirling Community Care	Outside Supply with Ext. Council Subsidy - Delivery		Per Meal	Including	2.75	2.75	0.00	0%	
Stirling Community Care	Package Management Fee		Variable	Exempt	0.00	0.00	0.00	0%	Applicable to Home Care Packages. Fee varies based on funding level and in response to ongoing aged care reforms
Stirling Community Care	Respite - Flexible, Community or Home Based		Variable	Exempt	0.00	0.00	0.00	0%	Fee varies based on funding type and level, and in response to ongoing aged care and disability services reforms
Stirling Community Care	Respite - Flexible, Community or Home Based		Variable	Including	0.00	0.00	0.00	0%	Fee varies based on funding type and level, and in response to ongoing aged care and disability services reforms
Stirling Community Care	Service cancellation fee - Less than 24 hours notice of cancellation		Full service fee	Exempt	0.00	0.00	0.00	0%	Fee varies based on funding type and level, and in response to ongoing aged care and disability services reforms
Stirling Community Care	Service cancellation fee - Less than 24 hours notice of cancellation		Full service fee	Including	0.00	0.00	0.00	0%	Fee varies based on funding type and level, and in response to ongoing aged care and disability services reforms
Stirling Community Care	Service cancellation fee - More than 24 hours notice of cancellation		No service fee	Exempt	0.00	0.00	0.00	0%	Fee varies based on funding type and level, and in response to ongoing aged care and disability services reforms
Stirling Community Care	Service cancellation fee - More than 24 hours notice of cancellation		No service fee	Including	0.00	0.00	0.00	0%	Fee varies based on funding type and level, and in response to ongoing aged care and disability services reforms
Stirling Community Care	Surcharges - Evenings		25% of standard service fee	Exempt	0.00	0.00	0.00	0%	After 6pm on week nights, Fee varies based on funding type and level, and in response to ongoing aged care and disability services reforms
Stirling Community Care	Surcharges - Evenings		25% of standard service fee	Including	0.00	0.00	0.00	0%	After 6pm on week nights, Fee varies based on funding type and level, and in response to ongoing aged care and disability services reforms
Stirling Community Care	Surcharges - Public Holidays		100% of standard service fee	Exempt	0.00	0.00	0.00	0%	9am-6pm, by request only, subject to availability, Fee varies based on funding type and level, and in response to ongoing aged care and disability services reforms
Stirling Community Care	Surcharges - Public Holidays		100% of standard service fee	Including	0.00	0.00	0.00	0%	9am-6pm, by request only, subject to availability, Fee varies based on funding type and level, and in response to ongoing aged care and disability services reforms
Stirling Community Care	Surcharges - Saturdays		25% of standard service fee	Exempt	0.00	0.00	0.00	0%	9am-6pm, Fee varies based on funding type and level, and in response to ongoing aged care and disability services reforms
Stirling Community Care	Surcharges - Saturdays		25% of standard service fee	Including	0.00	0.00	0.00	0%	9am-6pm, Fee varies based on funding type and level, and in response to ongoing aged care and disability services reforms
Stirling Community Care	Surcharges - Sundays		50% of standard service fee	Exempt	0.00	0.00	0.00	0%	9am-6pm, by request only, subject to availability, Fee varies based on funding type and level, and in response to ongoing aged care and disability services reforms
Stirling Community Care	Surcharges - Sundays		50% of standard service fee	Including	0.00	0.00	0.00	0%	9am-6pm, by request only, subject to availability, Fee varies based on funding type and level, and in response to ongoing aged care and disability services reforms
Stirling Community Care	Wellbeing Check Call Out Fee		Variable	Exempt	0.00	0.00	0.00	0%	Minimum charge 1/4 hour, Fee varies based on funding type and level, distance travelled, and in response to ongoing aged care and disability services reforms

Fees and Charges Schedule 2020/2021

Category	Description	Minimum/ Maximum	Basis of Charge	GST	2019/20 Charge \$	2020/21 Charge \$	Variance (\$)	Variance (%)	Comment
Stirling Community Care	Wellbeing Check Call Out Fee		Variable	Including	0.00	0.00	0.00	0%	Minimum charge 1/4 hour, Fee varies based on funding type and level, distance travelled, and in response to ongoing aged care and disability services reforms
Stirling Community Men's Shed	Membership fee per annum		Per Person Per Annum	Exempt	60.00	60.00	0.00	0%	Annual fee per member
Stirling Community Men's Shed	Computer Room Hire - Community Full Day		Per Session	Including	110.00	110.00	0.00	0%	
Stirling Community Men's Shed	Computer Room Hire - Community Half Day		Per Session	Including	65.00	65.00	0.00	0%	
Stirling Community Men's Shed	Computer Room Hire - Standard Full Day		Per Session	Including	310.00	310.00	0.00	0%	
Stirling Community Men's Shed	Computer Room Hire - Standard Half Day		Per Session	Including	210.00	210.00	0.00	0%	
Volunteer Reimbursements	Volunteer Driver for Use of Volunteer Vehicle		Per Kilometre	Exempt	0.68	0.68	0.00	0%	
Volunteer Reimbursements	Volunteer Meal and Drink for All Day Outings	Minimum	Per Meal	Exempt	13.00	13.00	0.00	0%	
Volunteer Reimbursements	Volunteer Meal and Drink for All Day Outings	Maximum	Per Meal	Exempt	25.00	25.00	0.00	0%	Charge to cover special events
Recreation & Leisure Services									
Aqua Card Entry Fees	Adult - 10 visit	Minimum		Including	53.10	53.10	0.00	0%	Adult - 10 visit
Aqua Card Entry Fees	Adult - 10 visit	Maximum		Including	67.50	67.50	0.00	0%	Adult - 10 visit
Aqua Card Entry Fees	Adult - 20 visit	Minimum		Including	100.30	100.30	0.00	0%	Adult - 20 visit
Aqua Card Entry Fees	Adult - 20 visit	Maximum		Including	127.50	127.50	0.00	0%	Adult - 20 visit
Aqua Card Entry Fees	Adult - Swim Plus - 10 visit	Minimum	Includes TTAC - Swim/Spa/Sauna LPB - Swim/Hydro	Including	97.20	97.20	0.00	0%	Adult - Swim Plus - 10 visit
Aqua Card Entry Fees	Adult - Swim Plus - 10 visit	Maximum	Includes TTAC - Swim/Spa/Sauna LPB - Swim/Hydro	Including	117.00	117.00	0.00	0%	Adult - Swim Plus - 10 visit
Aqua Card Entry Fees	Child - 10 visit	Minimum		Including	36.00	36.00	0.00	0%	Child - 10 visit
Aqua Card Entry Fees	Child - 10 visit	Maximum		Including	42.50	42.50	0.00	0%	Child - 10 visit
Aqua Card Entry Fees	Child - 20 visit	Minimum		Including	68.00	68.00	0.00	0%	Child - 20 visit
Aqua Card Entry Fees	Child - 20 visit	Maximum		Including	81.00	81.00	0.00	0%	Child - 20 visit
Aqua Card Entry Fees	Concession - Swim Plus - 10 visit	Minimum	Includes TTAC - Swim/Spa/Sauna LPB - Swim/Hydro	Including	72.90	72.90	0.00	0%	Concession - Swim Plus - 10 visit
Aqua Card Entry Fees	Concession - Swim Plus - 10 visit	Maximum	Includes TTAC - Swim/Spa/Sauna LPB - Swim/Hydro	Including	88.20	88.20	0.00	0%	Concession - Swim Plus - 10 visit
Aqua Card Entry Fees	Concession Swim - 20 visit	Minimum		Including	68.00	68.00	0.00	0%	Concession Swim - 20 visit
Aqua Card Entry Fees	Concession Swim - 20 visit	Maximum		Including	88.20	88.20	0.00	0%	Concession Swim - 20 visit
Aqua Card Entry Fees	Concession Swim - 10 Visit	Minimum		Including	36.00	36.00	0.00	0%	Concession Swim - 10 Visit
Aqua Card Entry Fees	Concession Swim - 10 Visit	Maximum		Including	46.80	46.80	0.00	0%	Concession Swim - 10 Visit
Aqua Equipment Hire	Buoyancy Vest			Including	4.00	4.00	0.00	0%	Standard charge across Leisure Centres
Aqua Equipment Hire	Kickboards or Noodles or Water Dumbbells			Including	4.00	4.00	0.00	0%	
Aquatic Centre Casual Entry Fees	Adults (16 yrs. above)	Minimum		Including	4.00	4.00	0.00	0%	Adults (16 yrs. above)
Aquatic Centre Casual Entry Fees	Adults (16 yrs. above)	Maximum		Including	7.80	7.80	0.00	0%	Adults (16 yrs. above)
Aquatic Centre Casual Entry Fees	Child 2 - 15 years	Minimum		Including	3.00	3.00	0.00	0%	Child 2 - 15 years
Aquatic Centre Casual Entry Fees	Child 2 - 15 years	Maximum		Including	4.70	4.70	0.00	0%	Child 2 - 15 years
Aquatic Centre Casual Entry Fees	Concession Swim	Minimum		Including	3.00	3.00	0.00	0%	Concession Swim
Aquatic Centre Casual Entry Fees	Concession Swim	Maximum		Including	5.20	5.20	0.00	0%	Concession Swim
Aquatic Centre Casual Entry Fees	Family Pass	Minimum		Including	10.00	10.00	0.00	0%	Family Pass
Aquatic Centre Casual Entry Fees	Family Pass	Maximum		Including	20.00	20.00	0.00	0%	Family Pass
Aquatic Centre Casual Entry Fees	Group Entry Rate - Adults	Minimum		Including	4.00	4.00	0.00	0%	Group Entry Rate - Adults
Aquatic Centre Casual Entry Fees	Group Entry Rate - Adults	Maximum		Including	6.60	6.60	0.00	0%	Group Entry Rate - Adults
Aquatic Centre Casual Entry Fees	Group Entry Rate - Children	Minimum		Including	3.00	3.00	0.00	0%	Group Entry Rate - Children
Aquatic Centre Casual Entry Fees	Group Entry Rate - Children	Maximum		Including	4.10	4.10	0.00	0%	Group Entry Rate - Children
Aquatic Centre Casual Entry Fees	Spectator	Minimum		Including	0.00	0.00	0.00	0%	Spectator
Aquatic Centre Casual Entry Fees	Spectator	Maximum		Including	2.30	2.30	0.00	0%	Spectator

Fees and Charges Schedule 2020/2021

Category	Description	Minimum/ Maximum	Basis of Charge	GST	2019/20 Charge \$	2020/21 Charge \$	Variance (\$)	Variance (%)	Comment
Aquatic Centre Casual Entry Fees	Swim Plus	Minimum	Includes TTAC - Swim/Spa/Sauna LPB - Swim/Hydro	Including	10.80	10.80	0.00	0%	Swim Plus
Aquatic Centre Casual Entry Fees	Swim Plus	Maximum	Includes TTAC - Swim/Spa/Sauna LPB - Swim/Hydro	Including	13.00	13.00	0.00	0%	Swim Plus
Aquatic Centre Casual Entry Fees	Swim Plus Concession	Minimum		Including	8.10	8.10	0.00	0%	Swim Plus Concession
Aquatic Centre Casual Entry Fees	Swim Plus Concession	Maximum		Including	9.80	9.80	0.00	0%	Swim Plus Concession
Beach Services	Learn To Surf School Permit		Annual Fee	Including	3,500.00	3,500.00	0.00	0%	Learn To Surf School Permit
Casual Entry	Casual Sports Hall Entry		Up To Three Hours	Including	5.00	5.00	0.00	0%	
Cleaning fee - Herb Graham Mirrabooka	Main Arena High Risk Function		Per Item	Including	2,000.00	2,000.00	0.00	0%	Cleaning previously conducted by external contractor
Cleaning fee - Herb Graham Mirrabooka	Main Arena Low Risk Function		Per Item	Including	1,100.00	1,100.00	0.00	0%	
Cleaning fee - Herb Graham Mirrabooka	Main Arena Medium Risk Function		Per Item	Including	1,500.00	1,500.00	0.00	0%	Cleaning previously conducted by external contractor
Cleaning fee - Herb Graham Mirrabooka	Minor Arena Low Risk Function		Per Item	Including	525.00	525.00	0.00	0%	
Cleaning fee - Herb Graham Mirrabooka	Minor Stadium High Risk Function		Per Item	Including	840.00	840.00	0.00	0%	
Club Development - Administration	Additional Key - outside of Club allocated 2 keys (club fee only)		Per Key	Including	20.00	20.00	0.00	0%	To assist with the management of key distribution to Clubs
Club Development - Administration	Administration - Booking Cancellation Fee		Once Off	Including	20.00	20.00	0.00	0%	
Club Development - Administration	Floodlight Key - for additional keys outside Clubs allocated 1 per reserve		Per Key	Including	75.00	75.00	0.00	0%	To assist with the management of key distribution to Clubs
Club Development - Administration	Key bond - Short term use		Per Key	Including	100.00	100.00	0.00	0%	To assist with the management of key distribution to Clubs
Club Development - Administration	Key bond - Short term use		Per Key	Exempt	100.00	100.00	0.00	0%	To assist with the management of key distribution to Clubs
Club Development - Administration	Late payment		Per overdue tax invoice	Including	50.00	50.00	0.00	0%	
Club Development - Administration	Late Reserve Booking Fee		Per Booking	Including	50.00	50.00	0.00	0%	
Club Development - Administration	Unauthorised use		Per Use	Including	250.00	250.00	0.00	0%	
Club Development - Casual Reserve Hire	General Booking - Commercial		Per Hour	Including	59.00	59.00	0.00	0%	Consolidated weddings, social gathering, Christmas Function and wedding photographs
Club Development - Casual Reserve Hire	General Booking - Commercial		Per Day	Including	230.00	230.00	0.00	0%	Consolidated weddings, social gathering, Christmas Function and wedding photographs
Club Development - Casual Reserve Hire	General Booking - Community		Per Hour	Including	30.00	30.00	0.00	0%	Consolidated weddings, social gathering, Christmas Function and wedding photographs
Club Development - Casual Reserve Hire	General Booking - Community		Per Day (5 hours)	Including	210.00	210.00	0.00	0%	Consolidated weddings, social gathering, Christmas Function and wedding photographs
Club Development - Casual Reserve Hire	General Booking - Community/Commercial - High Risk		Bond	Exempt	550.00	550.00	0.00	0%	Bond for all events less than 100 people. Consolidated Weddings, Social Gathering, Christmas Function, Commercial. Bond is for the repair and restoration of parks/facilities assets and landscapes.
Club Development - Casual Reserve Hire	General Booking - Community/Commercial - High Risk		Bond	Including	550.00	550.00	0.00	0%	Bond for all events less than 100 people. Consolidated Weddings, Social Gathering, Christmas Function, Commercial. Bond is for the repair and restoration of parks/facilities assets and landscapes.
Club Development - Casual Reserve Hire	Schools - Full Day (over 3 hours)		Per Day	Including	67.00	67.00	0.00	0%	
Club Development - Casual Reserve Hire	Schools - Half day (up to 3 hours)		Half Day - up to 3 hours	Including	33.50	33.50	0.00	0%	
Club Development - Commercial Hire	Commercial hire - Personal Training - 11-25 clients		Per Session	Including	20.00	20.00	0.00	0%	
Club Development - Commercial Hire	Commercial hire - Personal Training - 11-25 clients		Winter (Apr-Sept)	Including	1,100.00	1,100.00	0.00	0%	
Club Development - Commercial Hire	Commercial hire - Personal Training - 11-25 clients		Summer (Oct-Mar)	Including	1,300.00	1,300.00	0.00	0%	
Club Development - Commercial Hire	Commercial hire - Personal Training - 11-25 clients		12 Months	Including	2,200.00	2,200.00	0.00	0%	
Club Development - Commercial Hire	Commercial hire - Personal Training - Up to 10 clients		Winter (Apr-Sept)	Including	550.00	550.00	0.00	0%	
Club Development - Commercial Hire	Commercial hire - Personal Training - Up to 10 clients		Summer (Oct-Mar)	Including	750.00	750.00	0.00	0%	
Club Development - Commercial Hire	Commercial hire - Personal Training - Up to 10 clients		12 Months	Including	1,100.00	1,100.00	0.00	0%	
Club Development - Commercial Hire	Commercial hire - Personal Training - Up to 4 clients		Winter (Apr-Sept)	Including	225.00	225.00	0.00	0%	
Club Development - Commercial Hire	Commercial hire - Personal Training - Up to 4 clients		Summer (Oct-Mar)	Including	425.00	425.00	0.00	0%	
Club Development - Commercial Hire	Commercial hire - Personal Training - Up to 4 clients		12 Months	Including	550.00	550.00	0.00	0%	
Club Development - Commercial Hire	commercial hire - Personal Training -Up to 10 clients		Per Session	Including	10.00	10.00	0.00	0%	
Club Development - Commercial Hire	commercial hire - Personal Training -Up to 4 clients		Per Session	Including	5.00	5.00	0.00	0%	
Club Development - Commercial Hire	Personal Training - signage replacement		Per Sign	Including	100.00	100.00	0.00	0%	
Club Development - events - over 100	Events on reserves - High Risk		Bond	Exempt	5,000.00	5,000.00	0.00	0%	Bond is for the repair and restoration of parks/facilities assets and landscapes.

Fees and Charges Schedule 2020/2021

Category	Description	Minimum/ Maximum	Basis of Charge	GST	2019/20 Charge \$	2020/21 Charge \$	Variance (\$)	Variance (%)	Comment
Club Development - events - over 100	Events on reserves - Low Risk		Bond	Exempt	1,000.00	1,000.00	0.00	0%	Bond is for the repair and restoration of parks/facilities assets and landscapes.
Club Development - events - over 100	Events on reserves - Medium Risk		Bond	Exempt	2,500.00	2,500.00	0.00	0%	Bond is for the repair and restoration of parks/facilities assets and landscapes.
Club Development - events - over 100	Reserve Overflow Parking - Commercial		Per Day	Including	800.00	800.00	0.00	0%	
Club Development - events - over 100	Reserve Overflow Parking - Community		Per Day	Including	200.00	200.00	0.00	0%	
Club Development - Oncharging	Lease or Licence Holder - Alcohol		Per Function	Exempt	1,000.00	1,000.00	0.00	0%	
Club Development - Oncharging	Lease or Licence Holder - Level 5 facility - Commercial/profit use		Per Function	Including	735.00	735.00	0.00	0%	
Club Development - Oncharging	Lease or Licence Holder - Level 1 facility - Commercial/profit use		Per Function	Including	380.00	380.00	0.00	0%	
Club Development - Oncharging	Lease or Licence Holder - Level 4 facility - Commercial/profit use		Per Function	Including	645.00	645.00	0.00	0%	
Club Development - Oncharging	Athletics Line marking		Per Carnival (up to 2 consecutive days)	Including	0.00	100.00	100.00	100%	NEW CHARGE - Athletics line marking not previously captured
Club Development - Oncharging	Lease or Licence Holder - Function Bond		Per Function	Exempt	500.00	500.00	0.00	0%	
Club Development - Oncharging	Lease or Licence Holder - High Risk Function bond (18 and 21st)		Per Function	Exempt	5,000.00	5,000.00	0.00	0%	
Club Development - Oncharging	Lease or Licence Holder - Key Bond		Per User	Exempt	100.00	100.00	0.00	0%	
Club Development - Oncharging	Lease or Licence Holder - Level 1 facility - Commercial		Per Hour	Including	19.00	19.00	0.00	0%	
Club Development - Oncharging	Lease or Licence Holder - Level 1 facility - Community		Per Function	Including	222.00	222.00	0.00	0%	
Club Development - Oncharging	Lease or Licence Holder - Level 1 facility - Community		Per Hour	Including	11.90	11.90	0.00	0%	
Club Development - Oncharging	Lease or Licence Holder - Level 2 facility - Commercial		Per Hour	Including	29.75	29.75	0.00	0%	
Club Development - Oncharging	Lease or Licence Holder - Level 2 facility - Commercial/profit use		Per Function	Including	470.00	470.00	0.00	0%	
Club Development - Oncharging	Lease or Licence Holder - Level 2 facility - Community		Per Function	Including	265.00	265.00	0.00	0%	
Club Development - Oncharging	Lease or Licence Holder - Level 2 facility - Community		Per Hour	Including	16.75	16.75	0.00	0%	
Club Development - Oncharging	Lease or Licence Holder - Level 3 facility - Commercial		Per Hour	Including	40.25	40.25	0.00	0%	
Club Development - Oncharging	Lease or Licence Holder - Level 3 facility - Commercial/profit use		Per Function	Including	560.00	560.00	0.00	0%	
Club Development - Oncharging	Lease or Licence Holder - Level 3 facility - Community		Per Function	Including	310.00	310.00	0.00	0%	
Club Development - Oncharging	Lease or Licence Holder - Level 3 facility - Community		Per Hour	Including	21.50	21.50	0.00	0%	
Club Development - Oncharging	Lease or Licence Holder - Level 4 facility - Commercial		Per Hour	Including	51.00	51.00	0.00	0%	
Club Development - Oncharging	Lease or Licence Holder - Level 4 facility - Community		Per Function	Including	355.00	355.00	0.00	0%	
Club Development - Oncharging	Lease or Licence Holder - Level 4 facility - Community		Per Hour	Including	26.25	26.25	0.00	0%	
Club Development - Oncharging	Lease or Licence Holder - Level 5 facility - Commercial		Per Hour	Including	61.50	61.50	0.00	0%	
Club Development - Oncharging	Lease or Licence Holder - Level 5 facility - Community		Per Function	Including	397.00	397.00	0.00	0%	
Club Development - Oncharging	Lease or Licence Holder - Level 5 facility - Community		Per Hour	Including	31.25	31.25	0.00	0%	
Club Development - Oncharging	Lease or Licence Holder - Level 6 facility - Commercial		Per Hour	Including	72.00	72.00	0.00	0%	
Club Development - Oncharging	Lease or Licence Holder - Level 6 facility - Commercial		Per Function	Including	820.00	820.00	0.00	0%	
Club Development - Oncharging	Lease or Licence Holder - Level 6 facility - Community		Per Function	Including	445.00	445.00	0.00	0%	
Club Development - Oncharging	Lease or Licence Holder - Level 6 facility - Community		Per Hour	Including	36.00	36.00	0.00	0%	
Club Development - Oncharging	Turf Cricket Wickets - only for limited clubs/associations		Per wicket	Including	165.00	165.00	0.00	0%	
Club Development - Sporting Clubs	Athletics - Senior Reserve Usage Charges - Training AND Matchplay		Association Fixtured Season	Including	44.50	44.50	0.00	0%	This charge is inclusive of the regular season and finals in line with the Club Information Kit guidelines
Club Development - Sporting Clubs	Baseball - Senior Reserve Usage Charges - Training AND Matchplay		Association Fixtured Season	Including	460.00	460.00	0.00	0%	This charge is inclusive of the regular season and finals in line with the Club Information Kit guidelines
Club Development - Sporting Clubs	City of Stirling Sporting Clubs - non fixtured carnivals, events and tournaments		Per Day	Including	165.00	165.00	0.00	0%	
Club Development - Sporting Clubs	Cricket - Senior Reserve Usage Charges - Training AND Matchplay		Association Fixtured Season	Including	545.00	545.00	0.00	0%	This charge is inclusive of the regular season and finals in line with the Club Information Kit guidelines
Club Development - Sporting Clubs	Dog Obedience Training - Over 100 clients - per season - per club		Per season - per club	Including	340.00	340.00	0.00	0%	
Club Development - Sporting Clubs	Dog Obedience Training - Up to 100 clients - per season - per club		Per season - per club	Including	272.50	272.50	0.00	0%	
Club Development - Sporting Clubs	Dog Obedience Training - Up to 25 clients - per season - per club		Per season - per club	Including	230.00	230.00	0.00	0%	

Fees and Charges Schedule 2020/2021

Category	Description	Minimum/Maximum	Basis of Charge	GST	2019/20 Charge \$	2020/21 Charge \$	Variance (\$)	Variance (%)	Comment
Club Development - Sporting Clubs	Floodlight Usage - Casual Usage	Maximum	Per pole/per hour for floodlights	Including	0.00	5.50	5.50	100%	NEW CHARGE - Floodlight charge to accommodate for casual usage, commercial usage and non CoS and SSA Usage
Club Development - Sporting Clubs	Floodlight use - Applicable to all users of floodlights (both junior and senior)	Minimum	Per pole/per hour for floodlights	Including	0.00	1.00	1.00	100%	NEW CHARGE - Floodlight charge to a minimum rate based on a set approved criteria for floodlight usage
Club Development - Sporting Clubs	Football - Senior Reserve Usage Charges - Training AND Matchplay		Association Fixtured Season	Including	1,000.00	1,000.00	0.00	0%	This charge is inclusive of the regular season and finals in line with the Club Information Kit guidelines
Club Development - Sporting Clubs	Gaelic Football - Senior Reserve Usage Charges - Training AND Matchplay		Association Fixtured Season	Including	695.00	695.00	0.00	0%	This charge is inclusive of the regular season and finals in line with the Club Information Kit guidelines
Club Development - Sporting Clubs	Grid Iron - Senior Reserve Usage Charges - Training AND Matchplay		Association Fixtured Season	Including	505.00	505.00	0.00	0%	This charge is inclusive of the regular season and finals in line with the Club Information Kit guidelines
Club Development - Sporting Clubs	Hockey - Senior Reserve Usage Charges - Training AND Matchplay		Association Fixtured Season	Including	545.00	545.00	0.00	0%	This charge is inclusive of the regular season and finals in line with the Club Information Kit guidelines
Club Development - Sporting Clubs	Hurling - Senior Reserve Usage Charges - Training AND Matchplay		Association Fixtured Season	Including	695.00	695.00	0.00	0%	This charge is inclusive of the regular season and finals in line with the Club Information Kit guidelines
Club Development - Sporting Clubs	Lacrosse - Senior Reserve Usage Charges - Training AND Matchplay		Association Fixtured Season	Including	640.00	640.00	0.00	0%	This charge is inclusive of the regular season and finals in line with the Club Information Kit guidelines
Club Development - Sporting Clubs	Out of Season Training		10% of senior reserve usage charge for training or matchplay per season.	Including	0.00	0.00	0.00	0%	
Club Development - Sporting Clubs	Recreation Model aircraft		Sporting Season	Including	460.00	460.00	0.00	0%	
Club Development - Sporting Clubs	Recreation Model boats		Sporting Season	Including	264.00	264.00	0.00	0%	
Club Development - Sporting Clubs	Rugby League - Senior Reserve Usage Charges - Training AND Matchplay		Association Fixtured Season	Including	775.00	775.00	0.00	0%	This charge is inclusive of the regular season and finals in line with the Club Information Kit guidelines
Club Development - Sporting Clubs	Rugby Union - Senior Reserve Usage Charges - Training AND Matchplay		Association Fixtured Season	Including	1,000.00	1,000.00	0.00	0%	This charge is inclusive of the regular season and finals in line with the Club Information Kit guidelines
Club Development - Sporting Clubs	Scratch matches outside of season, casual booking		Per Match	Including	165.00	165.00	0.00	0%	BASIS CHANGE - Previously 2 Matches
Club Development - Sporting Clubs	Soccer - Senior Reserve Usage Charges - Training AND Matchplay		Association Fixtured Season	Including	545.00	545.00	0.00	0%	This charge is inclusive of the regular season and finals in line with the Club Information Kit guidelines
Club Development - Sporting Clubs	Softball - Senior Reserve Usage Charges - Training AND Matchplay		Association Fixtured Season	Including	460.00	460.00	0.00	0%	This charge is inclusive of the regular season and finals in line with the Club Information Kit guidelines
Club Development - Sporting Clubs	Sports Association and non City of Stirling Clubs booking		Per Day	Including	165.00	165.00	0.00	0%	Reduced based on feedback from the Associations as well Industry Analysis
Club Development - Sporting Clubs	Touch Football - Senior Reserve Usage Charges - Training AND Matchplay		Association Fixtured Season	Including	460.00	460.00	0.00	0%	This charge is inclusive of the regular season and finals in line with the Club Information Kit guidelines
Club Development - Sporting Clubs	Ultimate Frisbee - Senior Reserve Usage Charges - Training AND Matchplay		Association Fixtured Season	Including	460.00	460.00	0.00	0%	This charge is inclusive of the regular season and finals in line with the Club Information Kit guidelines
Club Development - Sporting Clubs	All Sports Senior Reserve Usage Charge - Training OR Matchplay		Percentage	Including	0.00	0.00	0.00	0%	NEW CHARGE - Equates to 50% of sport specific Senior Sporting Club Reserve Usage Charges for one off Training or Matchplay
Club Development - Sporting Clubs	Netball - Senior Reserve/Courts Usage Charge - Training AND Matchplay		per team/per week	Including	0.00	550.00	550.00	100%	NEW CHARGE - Netball not captured previously
Club Development - Sporting Clubs	Touch Football - Senior Reserve Use - Training OR Matchplay		per team/per week	Including	0.00	9.00	9.00	100%	NEW CHARGE - per week charge based on short season. Touch and Austag
Club Development - Tennis Court Hire	Commercial Usage - After 6pm		Per Hour	Including	29.50	29.50	0.00	0%	Consolidate separate location into two commercial tennis court charges
Club Development - Tennis Court Hire	Commercial Use - Before 6pm		Per Hour	Including	25.00	25.00	0.00	0%	Consolidate separate location into two commercial tennis court charges
Club Development - Tennis Court Hire	Community Usage - After 6pm		Per Hour	Including	15.00	15.00	0.00	0%	Consolidate separate location into two public tennis court charges
Club Development - Tennis Court Hire	Community Usage - Before 6pm		Per Hour	Including	10.50	10.50	0.00	0%	Consolidate separate location into two public tennis court charges
Crèche	Non Members - 1 child	Minimum		Including	5.00	5.00	0.00	0%	Non Members - 1 child
Crèche	Non Members - 1 child	Maximum		Including	6.20	6.20	0.00	0%	Non Members - 1 child
Equipment Hire - Stirling Leisure Centres - Herb Graham - Mirrabooka	SLC - Herb Graham - Bain Marie		Per Item	Including	53.00	53.00	0.00	0%	No change to fee
Equipment Hire - Stirling Leisure Centres - Herb Graham - Mirrabooka	SLC - Herb Graham - Barbeque		Per Item	Including	74.00	74.00	0.00	0%	No change to fee
Equipment Hire - Stirling Leisure Centres - Herb Graham - Mirrabooka	SLC - Herb Graham - Projector Hire		Per Item	Including	20.00	20.00	0.00	0%	

Fees and Charges Schedule 2020/2021

Category	Description	Minimum/ Maximum	Basis of Charge	GST	2019/20 Charge \$	2020/21 Charge \$	Variance (\$)	Variance (%)	Comment
Equipment Hire - Stirling Leisure Centres - Herb Graham - Mirrabooka	SLC - Herb Graham - Stage		Per Item	Including	260.00	260.00	0.00	0%	No change to fee
Equipment Hire - Stirling Leisure Centres - Herb Graham - Mirrabooka	SLC - Herb Graham - Stage set up		per set up	Including	150.00	150.00	0.00	0%	
Equipment Hire - Stirling Leisure Centres - Herb Graham - Mirrabooka	SLC - Herb Graham - Tablecloths		Per Item	Including	12.00	12.00	0.00	0%	
Facility Hire	Bond - High Risk		Per Booking	Exempt	2,000.00	2,000.00	0.00	0%	
Facility Hire	Bond - Low Risk		Per Booking	Exempt	100.00	100.00	0.00	0%	
Facility Hire	Bond - Major Risk		Per Booking	Exempt	5,000.00	5,000.00	0.00	0%	
Facility Hire	Bond - Moderate Risk		Per Booking	Exempt	1,000.00	1,000.00	0.00	0%	
Facility Hire	Bond - No Risk		Per Booking	Exempt	50.00	50.00	0.00	0%	
Facility Hire	Bond - Normal Risk		Per Booking	Exempt	500.00	500.00	0.00	0%	
Facility Hire	Cancellation Fee - Community Event		Per Booking	Including	100.00	100.00	0.00	0%	
Facility Hire	Cancellation Fee - Major Event		Per Booking	Including	1,000.00	1,000.00	0.00	0%	
Facility Hire	Cancellation Fee - Medium Event		Per Booking	Including	500.00	500.00	0.00	0%	
Facility Hire	Cancellation Fee - Minor Event		Per Booking	Including	200.00	200.00	0.00	0%	
Facility Hire	Cancellation Fee (Standard Rate)		Per Rental	Including	50.00	50.00	0.00	0%	To be used when a booking is cancelled with five (5) or more business days' notice until the booking date. Applicable to all Stirling Leisure and Community Centres.
Facility hire	Community Rate discount		Percentage	Including	0.00	0.00	0.00	0%	NEW CHARGE - Equates to 50% of any Facility Hire Standard Rate. As per Terms and Conditions of Hire, Community Rate applicable to Not-For-Profit Organisations verified by City of Stirling.
Facility hire	Fundraising Waiver Discount		Percentage	Including	0.00	0.00	0.00	0%	NEW CHARGE - Up to 100% off a Facility Hire fee based on a set approved criteria for fundraising events
Facility Hire	Late Payment Fee		Per Tax Invoice Per Month	Including	50.00	50.00	0.00	0%	Late payment fee applicable to any tax invoice that has not been paid within one month after the due date on the invoice. Late payment fee is applied monthly for each month the invoice remains unpaid. Applicable to all Stirling Leisure and Community Centres.
Facility Hire	Rental Amendment Fee		Per Amendment	Including	25.00	25.00	0.00	0%	Rental amendment fee applicable to any rental amendments with less than two (2) business days' notice before requested booking date. Applicable to all Stirling Leisure and Community Centres.
Facility Hire	Senior's Discount		Per Hour	Including	0.00	0.00	0.00	0%	
Facility hire	Seniors rate discount		Percentage	Including	0.00	0.00	0.00	0%	NEW CHARGE - 50% off a Facility Hire Community Rate based on a set approved criteria to validate senior status
Facility Hire	Storage	Minimum	Per Booking	Including	2.00	2.00	0.00	0%	Smaller storage options now available
Facility Hire	Storage	Maximum	Per Booking	Including	30.00	30.00	0.00	0%	Larger storage options now available
Facility Hire - Beach Services	Amphitheatre Booking Fee (per day)	Minimum	Per Day	Including	300.00	300.00	0.00	0%	
Facility Hire - Beach Services	Beach Booking Fee (per hour)		Per Hour	Including	20.00	20.00	0.00	0%	
Facility Hire - Beach Services	Beach Booking Fee (per day)		Per Day	Including	100.00	100.00	0.00	0%	
Facility Hire - Beach Services	Commercial Event (3 - 5 days of hire)		Per Event	Including	15,000.00	15,000.00	0.00	0%	Applicable to all Commercial ticketed/licensed events that are selling food and/or beverages. Fee is charged for min. of hire three (3) days, max. of hire five (5) days per area/facility and applies to set up/pack down time. - Consolidation of various beach locations charges
Facility Hire - Beach Services	Commercial Event (per day)		Per Day	Including	5,000.00	5,000.00	0.00	0%	Applicable to all Commercial ticketed/licensed events that are selling food and/or beverages. Fee is charged per area/facility per day and applies to set up/pack down time. - Consolidation of various beach locations charges
Facility Hire - Beach Services	Commercial Seasonal Event (per season)		Per Season	Including	10,000.00	10,000.00	0.00	0%	Applicable to all commercial events. Fee is inclusive of set up/pack down time, valid for bookings with five or more events that occur in a regular pattern within the summer season from October to June, approx. eight (8) months. - Consolidation of various beach locations charges

Fees and Charges Schedule 2020/2021

Category	Description	Minimum/ Maximum	Basis of Charge	GST	2019/20 Charge \$	2020/21 Charge \$	Variance (\$)	Variance (%)	Comment
Facility Hire - Beach Services	Community Event (3 - 5 days of hire) - High Impact		Per Event	Including	3,000.00	3,000.00	0.00	0%	Applicable to all events that are not-for-profit where one or more of the following apply; ticketed, liquor licence or selling food and/or beverage. This fee is only applicable whereby a certificate of incorporation and/or statutory declaration stating that the event is not-for-profit has been verified by the City of Stirling. Fee is charged for min. of hire three (3) days, max. of hire five (5) days per area/facility and applies to set up/pack down time.
Facility Hire - Beach Services	Community Event (3 - 5 days of hire) - Low Impact		Per Event	Including	1,500.00	1,500.00	0.00	0%	Applicable to all that are events not-for-profit, un-ticketed, do not require a liquor licence and are not selling food and/or beverage. This fee is only applicable whereby a certificate of incorporation and/or statutory declaration stating that the event is not-for-profit has been verified by the City of Stirling. Fee is charged for min. of hire three (3) days, max. of hire five (5) days per area/facility and applies to set up/pack down time. Consolidation of various beach local
Facility Hire - Beach Services	Community Event (per day) - Christmas Carols		Per Day	Including	400.00	400.00	0.00	0%	Applicable to specific event of December Christmas Carols. This is a not-for-profit where one or more of the following apply; ticketed, liquor licence or selling food and/or beverage. This fee is only applicable whereby a certificate of incorporation and/or statutory declaration stating that the event is not-for-profit has been verified by the City of Stirling. Fee is charged per area/facility per day and applies to set up/pack down time. - Consolidation various locations
Facility Hire - Beach Services	Community Event (per day) - High Impact		Per Day	Including	1,000.00	1,000.00	0.00	0%	Applicable to all events that are not-for-profit where one or more of the following apply; ticketed, liquor licence or selling food and/or beverage. This fee is only applicable whereby a certificate of incorporation and/or statutory declaration stating that the event is not-for-profit has been verified by the City of Stirling. Fee is charged per area/facility per day and applies to set up/pack down time. - Consolidation of various beach locations charges
Facility Hire - Beach Services	Community Event (per day) - Low Impact		Per Day	Including	500.00	500.00	0.00	0%	Applicable to all events that are not for profit, un-ticketed, do not require a liquor licence and are not selling food and/or beverage. This fee is only applicable whereby a certificate of incorporation and/or statutory declaration stating that the event is not for profit has been verified by the City of Stirling. Fee is charged per area/facility per day and applies to set up/pack down time. - Consolidation of various beach locations charges
Facility Hire - Beach Services	Community Seasonal Event (per season) - High Impact		Per Season	Including	5,000.00	5,000.00	0.00	0%	Applicable to all events that are not-for-profit where one or more of the following apply; ticketed, liquor licence or selling food and/or beverage. This fee is only applicable whereby a certificate of incorporation and/or statutory declaration stating that the event is not-for-profit has been verified by the City of Stirling. Fee is inclusive of set up/pack down time, valid for bookings with five or more events that occur in a regular pattern within the summer season Oct to June
Facility Hire - Beach Services	Community Seasonal Event (per season) - Low Impact		Per Season	Including	2,500.00	2,500.00	0.00	0%	Applicable to all that are events not-for-profit, un-ticketed, do not require a liquor licence and are not selling food and/or beverage. This fee is only applicable whereby a certificate of incorporation and/or statutory declaration stating that the event is not-for-profit has been verified by the City of Stirling. Fee is inclusive of set up/pack down time, valid for bookings with five or more events that occur in a regular pattern within the summer season from October to June,
Facility Hire - Beach Services	Media Activation and Promotion Event (per event)		Per Event	Including	180.00	180.00	0.00	0%	Applicable to all media and promotional activation, photography and filming bookings. Fee is inclusive of set up/pack down time and is valid for a max. three (3) hours; access of more than three (3) hours will be charged the Community Event (per day) - Low Impact charge. - Consolidation of various beach locations charges

Fees and Charges Schedule 2020/2021

Category	Description	Minimum/ Maximum	Basis of Charge	GST	2019/20 Charge \$	2020/21 Charge \$	Variance (\$)	Variance (%)	Comment
Facility Hire - Direct Managed Facilities	DMF Function Rate - Weddings and Events		Per Day	Including	1,100.00	1,100.00	0.00	0%	Applicable to all Direct Managed Facilities' main/community/function halls. Entitles the hirer to 'all day' access; booking start times vary between facilities and are subject to availability. Supersedes the Function Rate.
Facility Hire - Recreation Facilities	Activity Room (50 – 100sqm)	Minimum	per hour	Including	0.00	32.00	32.00	100%	NEW CHARGE - Minimum/Maximum fee structure to align all facility hire of Recreation Facilities. Structure to be implemented for Stirling Community Centres in 20/21 and include Stirling Leisure Centres in 21/22
Facility Hire - Recreation Facilities	Activity Room (50 – 100sqm)	Maximum	per hour	Including	0.00	62.50	62.50	100%	NEW CHARGE - Minimum/Maximum fee structure to align all facility hire of Recreation Facilities. Structure to be implemented for Stirling Community Centres in 20/21 and include Stirling Leisure Centres in 21/22
Facility Hire - Recreation Facilities	Main Hall (176 – 250sqm)	Minimum	per hour	Including	0.00	35.00	35.00	100%	NEW CHARGE - Minimum/Maximum fee structure to align all facility hire of Recreation Facilities. Structure to be implemented for Stirling Community Centres in 20/21 and include Stirling Leisure Centres in 21/22
Facility Hire - Recreation Facilities	Main Hall (176 – 250sqm)	Maximum	per hour	Including	0.00	75.00	75.00	100%	NEW CHARGE - Minimum/Maximum fee structure to align all facility hire of Recreation Facilities. Structure to be implemented for Stirling Community Centres in 20/21 and include Stirling Leisure Centres in 21/22
Facility Hire - Recreation Facilities	Meeting Room (1 – 49sqm)	Minimum	per hour	Including	0.00	28.00	28.00	100%	NEW CHARGE - Minimum/Maximum fee structure to align all facility hire of Recreation Facilities. Structure to be implemented for Stirling Community Centres in 20/21 and include Stirling Leisure Centres in 21/22
Facility Hire - Recreation Facilities	Meeting Room (1 – 49sqm)	Maximum	per hour	Including	0.00	42.00	42.00	100%	NEW CHARGE - Minimum/Maximum fee structure to align all facility hire of Recreation Facilities. Structure to be implemented for Stirling Community Centres in 20/21 and include Stirling Leisure Centres in 21/22
Facility Hire - Recreation Facilities	Minor Hall (101 – 175sqm)	Minimum	per hour	Including	0.00	35.00	35.00	100%	NEW CHARGE - Minimum/Maximum fee structure to align all facility hire of Recreation Facilities. Structure to be implemented for Stirling Community Centres in 20/21 and include Stirling Leisure Centres in 21/22
Facility Hire - Recreation Facilities	Minor Hall (101 – 175sqm)	Maximum	per hour	Including	0.00	65.00	65.00	100%	NEW CHARGE - Minimum/Maximum fee structure to align all facility hire of Recreation Facilities. Structure to be implemented for Stirling Community Centres in 20/21 and include Stirling Leisure Centres in 21/22
Facility Hire - Recreation Facilities	Sports Hall (251+sqm)	Minimum	per hour	Including	0.00	65.00	65.00	100%	NEW CHARGE - Minimum/Maximum fee structure to align all facility hire of Recreation Facilities. Structure to be implemented for Stirling Community Centres in 20/21 and include Stirling Leisure Centres in 21/22
Facility Hire - Recreation Facilities	Sports Hall (251+sqm)	Maximum	per hour	Including	0.00	80.00	80.00	100%	NEW CHARGE - Minimum/Maximum fee structure to align all facility hire of Recreation Facilities. Structure to be implemented for Stirling Community Centres in 20/21 and include Stirling Leisure Centres in 21/22
Facility Hire - Scarborough Multifunction Space	Scarborough Multifunction Space - Function Rate		Per Day	Including	855.00	855.00	0.00	0%	Applicable to bookings from 3pm to 1am on Fridays and Saturdays.
Facility Hire - Stirling Community Centres - Jim Satchell - Dianella	SCC - Jim Satchell - Main Hall - Day Function Rate		Per Day	Including	360.00	360.00	0.00	0%	For function bookings that occur outside the set function times of 3pm - 1am Fridays and Saturdays. Valid for up to five hours of hire; per hour fee to be charged for any additional time.
Facility Hire - Stirling Community Centres - Jim Satchell - Dianella	SCC - Jim Satchell - Main Hall - Function Rate (Standard Rate)		Per Day	Including	855.00	855.00	0.00	0%	Applicable to bookings from 3pm to 1am on Fridays and Saturdays.
Facility Hire - Stirling Community Centres - Karrinyup	SCC - Karrinyup - Main Hall - Day Function Rate (Standard Rate)		Per Day	Including	300.00	300.00	0.00	0%	For function bookings that occur outside the set function time of 3pm - 1am Fridays and Saturdays. Valid for up to five hours of hire; per hour fee to be charged for any additional time.
Facility Hire - Stirling Community Centres - Karrinyup	SCC - Karrinyup - Main Hall - Function Rate (Standard Rate)		Per Day	Including	655.00	655.00	0.00	0%	Applicable to bookings from 3pm to 1am on Fridays and Saturdays.
Facility Hire - Stirling Community Centres - Karrinyup	SCC - Karrinyup - Office		Per Hour	Including	0.00	0.00	0.00	0%	To be applied for Stall Holder's hire of chairs and tables which are stored in the office. Stall Holders conduct monthly fundraising stalls for charities.

Fees and Charges Schedule 2020/2021

Category	Description	Minimum/ Maximum	Basis of Charge	GST	2019/20 Charge \$	2020/21 Charge \$	Variance (\$)	Variance (%)	Comment
Facility Hire - Stirling Community Centres - Mirrabooka	SCC - Mirrabooka - Dryandra Craft Club Rate		Per Hour	Including	0.00	0.00	0.00	0%	Fee applicable to Dryandra Craft Club only for their agreed hours of use; club is to be charged the Community Rate of hire for booking outside agreed hours. - New fee applicable to Dryandra Craft Club
Facility Hire - Stirling Community Centres - North Beach	SCC - North Beach - Combined Social Area 2 and 3 (Hire Agreement Rate)		Per Season	Including	500.00	500.00	0.00	0%	Based on Level 4 Licence fee and is applicable to North Beach Amateur Football Club, North Beach Junior Football Club and North Beach Cricket Club for hire of 'clubrooms' until clubs move onto an official licence. Fee is per club, per season (where a season is usually 26 weeks).
Facility Hire - Stirling Community Centres - North Beach	SCC - North Beach - Commercial Kitchen (Community Rate)		Per Day	Including	0.00	0.00	0.00	0%	Fee to be applied when Commercial Kitchen is hired in conjunction with a room.
Facility Hire - Stirling Community Centres - North Beach	SCC - North Beach - Function Space - Function Rate		Per Day	Including	1,120.00	1,120.00	0.00	0%	Equals the SCC - North Beach - Social Area 1 - Function Rate fee plus the SCC - North Beach - Combined Social Area 2 and 3 (Standard Rate) fee multiplied by approximately 3.5 hours. Function Rate applicable to bookings from 3pm to 1am on Fridays, Saturdays, Sundays and Public Holidays utilising Social Areas 1, 2 and 3.
Facility Hire - Stirling Community Centres - North Beach	SCC - North Beach - Social Area 1 - Day Function Rate		Per Day	Including	360.00	360.00	0.00	0%	For function bookings that occur outside the set function time of 3pm - 1am Fridays and Saturdays. Valid for up to five hours of hire; per hour fee to be charged for any additional time.
Facility Hire - Stirling Community Centres - North Beach	SCC - North Beach - Social Area 1 - Function Rate (Community Rate)		Per Day	Including	430.00	430.00	0.00	0%	Applicable to bookings from 3pm to 1am on Fridays and Saturdays. As per Terms and Conditions of Hire, Community Rate applicable to Not-For-Profit Organisations verified by City of Stirling.
Facility Hire - Stirling Community Centres - North Beach	SCC - North Beach - Social Area 1 - Function Rate (Standard Rate)		Per Day	Including	855.00	855.00	0.00	0%	Applicable to bookings from 3pm to 1am on Fridays and Saturdays.
Facility Hire - Stirling Community Centres - North Beach	SCC - North Beach - Toy Library (Hire Agreement Rate)		Per Year	Including	500.00	500.00	0.00	0%	Based on Level 4 Licence fee and is applicable to Sandgropers Toy Library for hire of Toy Library room until they move to an official licence.
Facility Hire - Stirling Community Centres - Tuart Hill	SCC - Tuart Hill - Commercial Kitchen (Community Rate)		Per Hour	Including	0.00	0.00	0.00	0%	Fee to be applied when Commercial Kitchen is hired in conjunction with a room.
Facility Hire - Stirling Community Centres - Tuart Hill	SCC - Tuart Hill - Function Space - Day Function Rate		Per Day	Including	360.00	360.00	0.00	0%	For function bookings that occur outside the set function times of 3pm - 1am Fridays and Saturdays. Valid for up to five hours of hire; per hour fee to be charged for any additional time.
Facility Hire - Stirling Community Centres - Tuart Hill	SCC - Tuart Hill - Function Space - Function Rate (Community Rate)		Per Day	Including	430.00	430.00	0.00	0%	Applicable to bookings from 3pm to 1am on Fridays and Saturdays. As per Terms and Conditions of Hire, Community Rate applicable to Not-For-Profit Organisations verified by City of Stirling. Decrease in fee to align with other Premier Facilities.
Facility Hire - Stirling Community Centres - Tuart Hill	SCC - Tuart Hill - Function Space - Function Rate (Standard Rate)		Per Day	Including	855.00	855.00	0.00	0%	Applicable to bookings from 3pm to 1am on Fridays and Saturdays. Decrease in fee to align with other Premier Facilities.
Facility Hire - Stirling Community Centres - Tuart Hill	SCC - Tuart Hill - Social Room - Day Function Rate		Per Day	Including	320.00	320.00	0.00	0%	For function bookings that occur outside the set function times of 3pm - 1am Fridays and Saturdays. Valid for up to five hours of hire; per hour fee to be charged for any additional time.
Facility Hire - Stirling Leisure Centres - Hamersley	SLC - Hamersley - Activity Centre (Community Rate)		Per Hour	Including	18.50	18.50	0.00	0%	
Facility Hire - Stirling Leisure Centres - Hamersley	SLC - Hamersley - Activity Centre (Standard Rate)		Per Hour	Including	37.00	37.00	0.00	0%	
Facility Hire - Stirling Leisure Centres - Hamersley	SLC - Hamersley - Community Hall - Day Function Rate		Per Day	Including	267.80	267.80	0.00	0%	For function bookings that occur outside the set function times of 3pm - 1am Fridays and Saturdays. Valid for up to five hours of hire; per hour fee to be charged for any additional time.
Facility Hire - Stirling Leisure Centres - Hamersley	SLC - Hamersley - Community Hall - Function Rate (Community Rate)		Per Day	Including	309.00	309.00	0.00	0%	Applicable to bookings from 3pm to 1am on Fridays and Saturdays. As per Terms and Conditions of Hire, Community Rate applicable to Not-For-Profit Organisations verified by City of Stirling.
Facility Hire - Stirling Leisure Centres - Hamersley	SLC - Hamersley - Community Hall - Function Rate (Standard Rate)		Per Day	Including	618.00	618.00	0.00	0%	Applicable to bookings from 3pm to 1am on Fridays and Saturdays.
Facility Hire - Stirling Leisure Centres - Hamersley	SLC - Hamersley - Community Hall - Hamersley Autumn Club Rate		Per Hour	Including	0.00	0.00	0.00	0%	Council agreed fee applicable to Hamersley Autumn Club's bookings in the Community Hall only. Club is to be charged the Community Rate of hire for any other bookings.
Facility Hire - Stirling Leisure Centres - Hamersley	SLC - Hamersley - Community Hall - Hamersley Springtime Club Rate		Per Hour	Including	7.00	7.00	0.00	0%	Council agreed fee applicable to Hamersley Springtime Club's bookings in the Community Hall only. Club is to be charged the Community Rate of hire for any other bookings.

Fees and Charges Schedule 2020/2021

Category	Description	Minimum/ Maximum	Basis of Charge	GST	2019/20 Charge \$	2020/21 Charge \$	Variance (\$)	Variance (%)	Comment
Facility Hire - Stirling Leisure Centres - Hamersley	SLC - Hamersley - Community Hall (Community Rate)		Per Hour	Including	28.50	28.50	0.00	0%	Equals 50% of SLC - Hamersley - Community Hall (Standard Rate) fee. As per Terms and Conditions of Hire, Community Rate applicable to Not-For-Profit Organisations verified by City of Stirling.
Facility Hire - Stirling Leisure Centres - Hamersley	SLC - Hamersley - Community Hall (Standard Rate)		Per Hour	Including	53.50	53.50	0.00	0%	Based on age of facility (>20 years), maximum accommodation (200 people) and is comparable to other Direct Managed Facilities.
Facility Hire - Stirling Leisure Centres - Hamersley	SLC - Hamersley - Office 1 (Hire Agreement Rate)		Per Week	Including	140.00	140.00	0.00	0%	Office fees 1 and 2 aligned. Applicable to rental contracts with a minimum hire term of three months and multiple bookings during the week.
Facility Hire - Stirling Leisure Centres - Hamersley	SLC - Hamersley - Office 2 (Hire Agreement Rate)		Per Week	Including	140.00	140.00	0.00	0%	Office fees 1 and 2 aligned. Applicable to rental contracts with a minimum hire term of three months and multiple bookings during the week.
Facility Hire - Stirling Leisure Centres - Hamersley	SLC - Hamersley - Play Room 1 - Day Function Rate		Per Day	Including	180.00	180.00	0.00	0%	For function bookings. Valid for up to five hours of hire; per hour fee to be charged for any additional time.
Facility Hire - Stirling Leisure Centres - Hamersley	SLC - Hamersley - Play Room 1 (Standard Rate)		Per Hour	Including	36.00	36.00	0.00	0%	Based on age of facility (>20 years), maximum accommodation (60 people) and is comparable to other Direct Managed Facilities.
Facility Hire - Stirling Leisure Centres - Hamersley	SLC - Hamersley - Play Room 2 - Day Function Rate		Per Day	Including	130.00	130.00	0.00	0%	For function bookings. Valid for up to five hours of hire; per hour fee to be charged for any additional time.
Facility Hire - Stirling Leisure Centres - Hamersley	SLC - Hamersley - Play Room 2 - Hamersley Scrabble Club		Per Hour	Including	5.00	5.00	0.00	0%	Agreed fee applicable to Hamersley Scrabble Club's bookings in Play Room 2 only. Club is to be charged the Community Rate of hire for any other bookings.
Facility Hire - Stirling Leisure Centres - Hamersley	SLC - Hamersley - Play Room 2 (Standard Rate)		Per Hour	Including	26.00	26.00	0.00	0%	Based on age of facility (>20 years), maximum accommodation (30 people) and is comparable to other Direct Managed Facilities.
Facility Hire - Stirling Leisure Centres - Hamersley	SLC - Hamersley - Sports Hall - Day Function Rate		Per Day	Including	268.00	268.00	0.00	0%	For function bookings. Valid for up to five hours of hire; per hour fee to be charged for any additional time.
Facility Hire - Stirling Leisure Centres - Hamersley	SLC - Hamersley - Sports Hall (Standard Rate)		Per Hour	Including	53.50	53.50	0.00	0%	Based on age of facility (>20 years), maximum accommodation (250 people) and is comparable to other Direct Managed Facilities.
Facility Hire - Stirling Leisure Centres - Hamersley	SLC - Hamersley - Sports Hall Change Rooms		Per Hour	Including	12.00	12.00	0.00	0%	
Facility Hire - Stirling Leisure Centres - Herb Graham - Mirrabooka	SLC - HG - Kookaburra rooms combined rate Community		per hour	Including	0.00	53.50	53.50	100%	NEW FEE to allow for hourly rate use of two kookaburra rooms combined
Facility Hire - Stirling Leisure Centres - Herb Graham - Mirrabooka	SLC HG - Standard rate for Billabong room for hire after 5pm		Per hour	Including	0.00	125.00	125.00	100%	NEW FEE to allow Billabong room to be booked for a function after 5pm at an hourly rate that reflects the function nature of the booking
Facility Hire - Stirling Leisure Centres - Herb Graham - Mirrabooka	a SLC - HG - Kookaburra rooms 1 and 2 combined community rate		per hour	Including	0.00	55.00	55.00	100%	NEW FEE to allow for hourly rate use of two kookaburra rooms 1 and 2 combined at the community rate
Facility Hire - Stirling Leisure Centres - Herb Graham - Mirrabooka	Cleaning fee scrubbing of stadium floors only		per event	Including	0.00	250.00	250.00	100%	NEW FEE to allow for scrubbing of stadium floors only
Facility Hire - Stirling Leisure Centres - Herb Graham - Mirrabooka	Kookaburra room extended permanent use 5 days per week		Per Day	Including	0.00	100.00	100.00	100%	NEW FEE for extended permanent user use of the room for 5 days per week
Facility Hire - Stirling Leisure Centres - Herb Graham - Mirrabooka	Kookaburra room extended permanent user for up to 3 days per week		Per Day	Including	0.00	120.00	120.00	100%	NEW FEE for extended permanent user up to 3 days per week
Facility Hire - Stirling Leisure Centres - Herb Graham - Mirrabooka	Leisure program 10 session fee		per 10 sessions	Including	0.00	108.00	108.00	100%	NEW FEE to allow a client to purchase a 10 session block and pay for 9
Facility Hire - Stirling Leisure Centres - Herb Graham - Mirrabooka	SLC - Herb Graham - Billabong Room - Function Rate - High Risk		Per Day	Including	1,640.00	1,640.00	0.00	0%	SLC - Herb Graham - Billabong Room - Function Rate - High Risk fee based on maximum accommodation (200 people) and is comparable to other Direct Managed Facilities. Function Rate - High Risk applicable to bookings from 3pm to 1am on Fridays, Saturdays, Sundays and Public Holidays where security presence is deemed 'required' by City of Stirling.
Facility Hire - Stirling Leisure Centres - Herb Graham - Mirrabooka	SLC - Herb Graham - Billabong Room - Function Rate (Community Rate)		Per Day	Including	500.00	500.00	0.00	0%	SLC - Herb Graham - Billabong Room - Function Rate (Community Rate) fee applicable to bookings from 3pm to 1am on Fridays and Saturdays. As per Terms and Conditions of Hire, Community Rate applicable to Not-For-Profit Organisations verified by City of Stirling.
Facility Hire - Stirling Leisure Centres - Herb Graham - Mirrabooka	SLC - Herb Graham - Billabong Room - Function Rate (Standard Rate)		Per Day	Including	935.00	935.00	0.00	0%	SLC - Herb Graham - Billabong Room - Function Rate (Standard Rate) fee applicable to bookings from 3pm to 1am on Fridays and Saturdays.
Facility Hire - Stirling Leisure Centres - Herb Graham - Mirrabooka	SLC - Herb Graham - Billabong Room (Standard Rate)		Per Hour	Including	86.00	86.00	0.00	0%	SLC - Herb Graham - Billabong Room (Standard Rate) fee based on age of facility (<20 years), maximum accommodation (200 people) and is comparable to other Direct Managed Facilities.

Fees and Charges Schedule 2020/2021

Category	Description	Minimum/ Maximum	Basis of Charge	GST	2019/20 Charge \$	2020/21 Charge \$	Variance (\$)	Variance (%)	Comment
Facility Hire - Stirling Leisure Centres - Herb Graham - Mirrabooka	SLC - Herb Graham - Board Room (Standard Rate)		Per Hour	Including	34.00	34.00	0.00	0%	SLC - Herb Graham - Board Room (Standard Rate) fee based on age of facility (<20 years), maximum accommodation (15 people) and is comparable to other Direct Managed Facilities.
Facility Hire - Stirling Leisure Centres - Herb Graham - Mirrabooka	SLC - Herb Graham - Futsal Court - With Lighting (Standard Rate)		Per Hour	Including	80.00	80.00	0.00	0%	SLC - Herb Graham - Futsal Court - With Lighting (Standard Rate) applicable to hire after 6.00pm.
Facility Hire - Stirling Leisure Centres - Herb Graham - Mirrabooka	SLC - Herb Graham - Futsal Court (Standard Rate)		Per Hour	Including	63.00	63.00	0.00	0%	SLC - Herb Graham - Futsal Court (Standard Rate) applicable to hire before 6.00pm.
Facility Hire - Stirling Leisure Centres - Herb Graham - Mirrabooka	SLC - Herb Graham - Kookaburra Room - Day Function Rate (Standard Rate)		Per Day	Including	265.00	265.00	0.00	0%	SLC - Herb Graham - Kookaburra Room - Day Function Rate (Standard Rate) fee valid for function bookings that occur outside the set function times of 3pm - 1am Fridays and Saturdays. Includes both rooms.
Facility Hire - Stirling Leisure Centres - Herb Graham - Mirrabooka	SLC - Herb Graham - Kookaburra Room (Community Rate)		Per Hour	Including	26.75	26.75	0.00	0%	SLC - Herb Graham - Kookaburra Room (Community Rate) fee equals 50% of SLC - Herb Graham - Kookaburra Room (Standard Rate) fee. Includes both rooms. As per Terms and Conditions of Hire, Community Rate applicable to Not-For-Profit Organisations verified by City of Stirling.
Facility Hire - Stirling Leisure Centres - Herb Graham - Mirrabooka	SLC - Herb Graham - Kookaburra Room (Standard Rate)		Per Hour	Including	54.00	54.00	0.00	0%	SLC - Herb Graham - Kookaburra Room (Standard Rate) fee based on age of facility (<20 years), maximum accommodation (60 people) and is comparable to other Direct Managed Facilities. Includes both rooms.
Facility Hire - Stirling Leisure Centres - Herb Graham - Mirrabooka	SLC - Herb Graham - Main Sports Hall - Function Rate - High Risk		Per Day	Including	5,250.00	5,250.00	0.00	0%	SLC - Herb Graham - Main Sports Hall - Function Rate - High Risk fee based on maximum accommodation (1000+ people) and is comparable to other Direct Managed Facilities. Function Rate - High Risk applicable to bookings from 3pm to 1am on Fridays, Saturdays, Sundays and Public Holidays where security presence is deemed 'required' by City of Stirling.
Facility Hire - Stirling Leisure Centres - Herb Graham - Mirrabooka	SLC - Herb Graham - Main Sports Hall - Function Rate (Community Rate)		Per Day	Including	1,450.00	1,450.00	0.00	0%	SLC - Herb Graham - Main Sports Hall - Function Rate (Community Rate) fee applicable to bookings from 3pm to 1am on Fridays and Saturdays. As per Terms and Conditions of Hire, Community Rate applicable to Not-For-Profit Organisations verified by City of Stirling.
Facility Hire - Stirling Leisure Centres - Herb Graham - Mirrabooka	SLC - Herb Graham - Main Sports Hall - Function Rate (Standard Rate)		Per Day	Including	2,650.00	2,650.00	0.00	0%	SLC - Herb Graham - Main Sports Hall - Function Rate (Standard Rate) fee applicable to bookings from 3pm to 1am on Fridays and Saturdays.
Facility Hire - Stirling Leisure Centres - Herb Graham - Mirrabooka	SLC - Herb Graham - Main Sports Hall - Individual Court (Community Rate)		Per Hour	Including	42.50	42.50	0.00	0%	SLC - Herb Graham - Main Sports Hall - Individual Court (Community Rate) fee equals 50% of SLC - Herb Graham - Main Sports Hall - Individual Court (Standard Rate) fee. As per Terms and Conditions of Hire, Community Rate applicable to Not-For-Profit Organisations verified by City of Stirling.
Facility Hire - Stirling Leisure Centres - Herb Graham - Mirrabooka	SLC - Herb Graham - Main Sports Hall - Individual Court (School Rate)		Per Hour	Including	28.50	28.50	0.00	0%	Currently a school fee for Main Arena for all 3 courts a new fee would be appropriated for one court to use for schools who don't need to use the whole arena and just one court
Facility Hire - Stirling Leisure Centres - Herb Graham - Mirrabooka	SLC - Herb Graham - Main Sports Hall - Individual Court (Standard Rate)		Per Hour	Including	84.00	84.00	0.00	0%	SLC - Herb Graham - Main Sports Hall - Individual Court (Standard Rate) fee based on age of facility (>20 years), maximum accommodation (350 people) and is comparable to other Direct Managed Facilities.
Facility Hire - Stirling Leisure Centres - Herb Graham - Mirrabooka	SLC - Herb Graham - Main Sports Hall (School Rate)		Per Hour	Including	92.00	92.00	0.00	0%	SLC - Herb Graham - Main Sports Hall (School Rate) fee applicable to primary and secondary schools.
Facility Hire - Stirling Leisure Centres - Herb Graham - Mirrabooka	SLC - Herb Graham - Main Sports Hall (Standard Rate)		Per Hour	Including	244.00	244.00	0.00	0%	SLC - Herb Graham - Main Sports Hall (Standard Rate) fee equals SLC - Herb Graham - Main Sports Hall - Individual Court (Standard Rate) fee multiplied by 3. Main Sports Hall comprises of 3 individual courts.
Facility Hire - Stirling Leisure Centres - Herb Graham - Mirrabooka	SLC - Herb Graham - Minor Sports Hall - Function Rate - High Risk		Per Day	Including	2,200.00	2,200.00	0.00	0%	SLC - Herb Graham - Minor Sports Hall - Function Rate - High Risk fee based on maximum accommodation (400 people) and is comparable to other Direct Managed Facilities. Function Rate - High Risk applicable to bookings from 3pm to 1am on Fridays, Saturdays, Sundays and Public Holidays where security presence is deemed 'required' by City of Stirling.

Fees and Charges Schedule 2020/2021

Category	Description	Minimum/ Maximum	Basis of Charge	GST	2019/20 Charge \$	2020/21 Charge \$	Variance (\$)	Variance (%)	Comment
Facility Hire - Stirling Leisure Centres - Herb Graham - Mirrabooka	SLC - Herb Graham - Minor Sports Hall - Function Rate (Community Rate)		Per Day	Including	470.00	470.00	0.00	0%	SLC - Herb Graham - Minor Sports Hall - Function Rate (Community Rate) fee applicable to bookings from 3pm to 1am on Fridays and Saturdays. As per Terms and Conditions of Hire, Community Rate applicable to Not-For-Profit Organisations verified by City of Stirling.
Facility Hire - Stirling Leisure Centres - Herb Graham - Mirrabooka	SLC - Herb Graham - Minor Sports Hall - Function Rate (Standard Rate)		Per Day	Including	930.00	930.00	0.00	0%	SLC - Herb Graham - Minor Sports Hall - Function Rate (Standard Rate) fee applicable to bookings from 3pm to 1am on Fridays and Saturdays.
Facility Hire - Stirling Leisure Centres - Herb Graham - Mirrabooka	SLC - Herb Graham - Minor Sports Hall (Community Rate)		Per Hour	Including	42.50	42.50	0.00	0%	
Facility Hire - Stirling Leisure Centres - Herb Graham - Mirrabooka	SLC - Herb Graham - Minor Sports Hall (School Rate)		Per Hour	Including	28.50	28.50	0.00	0%	
Facility Hire - Stirling Leisure Centres - Herb Graham - Mirrabooka	SLC - Herb Graham - Minor Sports Hall (Standard Rate)		Per Hour	Including	84.00	84.00	0.00	0%	
Facility Hire - Stirling Leisure Centres - Herb Graham - Mirrabooka	SLC - Herb Graham - Office 1		Per Day	Including	31.00	31.00	0.00	0%	
Facility Hire - Stirling Leisure Centres - Herb Graham - Mirrabooka	SLC - Herb Graham - Office 2		Per Hour	Including	16.50	16.50	0.00	0%	
Facility Hire - Stirling Leisure Centres - Herb Graham - Mirrabooka	SLC - HG - Main Stadium/Mezzanine floor combined event fee high risk		per event	Including	3,980.00	3,980.00	0.00	0%	
Facility Hire - Stirling Leisure Centres - Herb Graham - Mirrabooka	SLC - HG - Main Stadium/Mezzanine floor combined event fee low risk		per event	Including	1,640.00	1,640.00	0.00	0%	
Facility Hire - Stirling Leisure Centres - Herb Graham - Mirrabooka	SLC - HG - Main Stadium/Mezzanine floor combined event fee medium risk		per event	Including	2,880.00	2,880.00	0.00	0%	
Facility Hire - Stirling Leisure Centres - Herb Graham - Mirrabooka	SLC - HG - Main Stadium/Mezzanine floor combined rate (Community rate)		Per Hour	Including	114.00	114.00	0.00	0%	
Facility Hire - Stirling Leisure Centres - Herb Graham - Mirrabooka	SLC - HG - Main Stadium/Mezzanine floor combined rate (Standard rate)		Per Hour	Including	185.00	185.00	0.00	0%	
Facility Hire - Stirling Leisure Centres - Herb Graham - Mirrabooka	SLC - HG - Mezzanine Floor (Community Rate)		Per Hour	Including	30.00	30.00	0.00	0%	
Facility Hire - Stirling Leisure Centres - Herb Graham - Mirrabooka	SLC - HG - Mezzanine Floor (extended Child Care rate)		Per Hour	Including	0.00	10.00	10.00	100%	NEW FEE for extended permanent user Child Care use of the Mezzanine floor
Facility Hire - Stirling Leisure Centres - Herb Graham - Mirrabooka	SLC - HG - Mezzanine Floor (Standard Rate)		Per Hour	Including	60.00	60.00	0.00	0%	
Facility Hire - Stirling Leisure Centres - Herb Graham - Mirrabooka	SLC - HG - Mezzanine Floor Function Rate (Community Rate)		Per Day	Including	440.00	440.00	0.00	0%	
Facility Hire - Stirling Leisure Centres - Herb Graham - Mirrabooka	SLC - HG - Mezzanine Floor Function Rate (Standard Rate)		Per Day	Including	880.00	880.00	0.00	0%	
Facility Hire - Stirling Leisure Centres - Herb Graham - Mirrabooka	SLC - HG - Mezzanine Floor/Creche combined (extended Child Care rate)		Per Hour	Including	0.00	30.00	30.00	100%	NEW FEE for extended permanent user Child Care use of the Mezzanine floor
Facility Hire - Stirling Leisure Centres - Herb Graham - Mirrabooka	SLC - HG - Mirrabooka Multicultural Centre - Children's Activity Room			Including	0.00	22.00	22.00	100%	NEW FEE Childcare Extended use
Facility Hire - Stirling Leisure Centres - Herb Graham - Mirrabooka	SLC - HG - Mirrabooka Multicultural Centre - Children's Activity Room (Community Rate)		Per Hour	Including	27.50	27.50	0.00	0%	
Facility Hire - Stirling Leisure Centres - Herb Graham - Mirrabooka	SLC - HG - Mirrabooka Multicultural Centre - Children's Activity Room (SGP/CaLD Rate)		Per Hour	Including	16.00	16.00	0.00	0%	As per council resolution 1213/003 "all fees and charges will be reviewed as part of the 2016/2017 budget process with the intention to establish consistency with other Stirling Community Centres and include annual CPI increases"
Facility Hire - Stirling Leisure Centres - Herb Graham - Mirrabooka	SLC - HG - Mirrabooka Multicultural Centre - Children's Activity Room (Standard Rate)		Per Hour	Including	55.00	55.00	0.00	0%	
Facility Hire - Stirling Leisure Centres - Herb Graham - Mirrabooka	SLC - HG - Mirrabooka Multicultural Centre - Commercial Kitchen (Community Rate)		Per Hour	Including	27.50	27.50	0.00	0%	
Facility Hire - Stirling Leisure Centres - Herb Graham - Mirrabooka	SLC - HG - Mirrabooka Multicultural Centre - Commercial Kitchen (SGP/CaLD Rate)		Per Hour	Including	16.00	16.00	0.00	0%	As per council resolution 1213/003 "all fees and charges will be reviewed as part of the 2016/2017 budget process with the intention to establish consistency with other Stirling Community Centres and include annual CPI increases"
Facility Hire - Stirling Leisure Centres - Herb Graham - Mirrabooka	SLC - HG - Mirrabooka Multicultural Centre - Commercial Kitchen (Standard Rate)		Per Hour	Including	53.75	53.75	0.00	0%	
Facility Hire - Stirling Leisure Centres - Herb Graham - Mirrabooka	SLC - HG - Mirrabooka Multicultural Centre - Function Area - Function Rate (Community Rate)		Per Day	Including	470.00	470.00	0.00	0%	

Fees and Charges Schedule 2020/2021

Category	Description	Minimum/ Maximum	Basis of Charge	GST	2019/20 Charge \$	2020/21 Charge \$	Variance (\$)	Variance (%)	Comment
Facility Hire - Stirling Leisure Centres - Herb Graham - Mirrabooka	SLC - HG - Mirrabooka Multicultural Centre - Function Area - Function Rate (Standard Rate)		Per Day	Including	880.00	880.00	0.00	0%	
Facility Hire - Stirling Leisure Centres - Herb Graham - Mirrabooka	SLC - HG - Mirrabooka Multicultural Centre - Function Area (SGP/CaLD Rate)		Per Hour	Including	26.00	26.00	0.00	0%	As per council resolution 1213/003 "all fees and charges will be reviewed as part of the 2016/2017 budget process with the intention to establish consistency with other Stirling Community Centres and include annual CPI increases"
Facility Hire - Stirling Leisure Centres - Herb Graham - Mirrabooka	SLC - HG - Mirrabooka Multicultural Centre - Function Area (Standard Rate)		Per Hour	Including	86.00	86.00	0.00	0%	
Facility Hire - Stirling Leisure Centres - Herb Graham - Mirrabooka	SLC - HG - Mirrabooka Multicultural Centre - Function Room 1 (SGP/CaLD Rate)		Per Hour	Including	17.00	17.00	0.00	0%	As per council resolution 1213/003 "all fees and charges will be reviewed as part of the 2016/2017 budget process with the intention to establish consistency with other Stirling Community Centres and include annual CPI increases"
Facility Hire - Stirling Leisure Centres - Herb Graham - Mirrabooka	SLC - HG - Mirrabooka Multicultural Centre - Function Room 1 (Standard Rate)		Per Hour	Including	53.00	53.00	0.00	0%	
Facility Hire - Stirling Leisure Centres - Herb Graham - Mirrabooka	SLC - HG - Mirrabooka Multicultural Centre - Function Room 2 (Community Rate)		Per Hour	Including	20.50	20.50	0.00	0%	
Facility Hire - Stirling Leisure Centres - Herb Graham - Mirrabooka	SLC - HG - Mirrabooka Multicultural Centre - Function Room 2 (SGP/CaLD Rate)		Per Hour	Including	13.50	13.50	0.00	0%	As per council resolution 1213/003 "all fees and charges will be reviewed as part of the 2016/2017 budget process with the intention to establish consistency with other Stirling Community Centres and include annual CPI increases"
Facility Hire - Stirling Leisure Centres - Herb Graham - Mirrabooka	SLC - HG - Mirrabooka Multicultural Centre - Function Room 2 (Standard Rate)		Per Hour	Including	38.50	38.50	0.00	0%	
Facility Hire - Stirling Leisure Centres - Herb Graham - Mirrabooka	SLC - HG - Mirrabooka Multicultural Centre - Function Room 3 (Community Rate)		Per Hour	Including	20.50	20.50	0.00	0%	
Facility Hire - Stirling Leisure Centres - Herb Graham - Mirrabooka	SLC - HG - Mirrabooka Multicultural Centre - Function Room 3 (SGP/CaLD Rate)		Per Hour	Including	14.00	14.00	0.00	0%	As per council resolution 1213/003 "all fees and charges will be reviewed as part of the 2016/2017 budget process with the intention to establish consistency with other Stirling Community Centres and include annual CPI increases"
Facility Hire - Stirling Leisure Centres - Herb Graham - Mirrabooka	SLC - HG - Mirrabooka Multicultural Centre - Function Room 3 (Standard Rate)		Per Hour	Including	38.50	38.50	0.00	0%	
Facility Hire - Stirling Leisure Centres - Herb Graham - Mirrabooka	SLC - HG - Mirrabooka Multicultural Centre - Function Room 4 (Cald Rate)		Per Hour	Including	16.50	16.50	0.00	0%	Meeting room 2 and shared office have been transformed into 1 room MMC4
Facility Hire - Stirling Leisure Centres - Herb Graham - Mirrabooka	SLC - HG - Mirrabooka Multicultural Centre - Function Room 4 (Community Rate)		Per Hour	Including	25.00	25.00	0.00	0%	Meeting room 2 and shared office have been transformed into 1 room MMC4
Facility Hire - Stirling Leisure Centres - Herb Graham - Mirrabooka	SLC - HG - Mirrabooka Multicultural Centre - Function Room 4 (Standard Rate)		Per Hour	Including	47.50	47.50	0.00	0%	Meeting room 2 and shared office have been transformed into 1 room MMC4
Facility Hire - Stirling Leisure Centres - Herb Graham - Mirrabooka	SLC - HG - Mirrabooka Multicultural Centre - Meeting Room 1 (SGP/CaLD Rate)		Per Hour	Including	15.00	15.00	0.00	0%	Align price with other similar meeting rooms at Facility
Facility Hire - Stirling Leisure Centres - Herb Graham - Mirrabooka	SLC - HG - Mirrabooka Multicultural Centre - Meeting Room 1 (Standard Rate)		Per Hour	Including	54.50	54.50	0.00	0%	
Facility Hire - Stirling Leisure Centres - Herb Graham - Mirrabooka	SLC - HG - Mirrabooka Multicultural Centre - Storage (Community Rate)		Per Week	Including	19.00	19.00	0.00	0%	
Facility Hire - Stirling Leisure Centres - Herb Graham - Mirrabooka	SLC - HG - Mirrabooka Multicultural Centre - Storage (SGP/CaLD Rate)		Per Week	Including	11.00	11.00	0.00	0%	
Facility Hire - Stirling Leisure Centres - Herb Graham - Mirrabooka	SLC - HG - Mirrabooka Multicultural Centre - Storage (Standard Rate)		Per Week	Including	20.00	20.00	0.00	0%	
Facility Hire - Stirling Leisure Centres - Karrinyup	SLC - Karrinyup - Meeting Room - Full - Day Function Rate		Per Day	Including	215.00	215.00	0.00	0%	For function bookings. Valid for up to five hours of hire; per hour fee to be charged for any additional time.
Facility Hire - Stirling Leisure Centres - Karrinyup	SLC - Karrinyup - Meeting Room - Full (Standard Rate)		Per Hour	Including	43.00	43.00	0.00	0%	Based on age of facility (<20 years) and maximum accommodation (80 people).
Facility Hire - Stirling Leisure Centres - Karrinyup	SLC - Karrinyup - Meeting Room - Half (Standard Rate)		Per Hour	Including	27.00	27.00	0.00	0%	Based on age of facility (<20 years) and maximum accommodation (40 people).
Facility Hire - Stirling Leisure Centres - Karrinyup	SLC - Karrinyup - Multi Purpose Room (Standard Rate)		Per Hour	Including	32.00	32.00	0.00	0%	Based on age of facility (<20 years), maximum accommodation (30 people) and is comparable to other Direct Managed Facilities.
Facility Hire - Stirling Leisure Centres - Karrinyup	SLC - Karrinyup - Sports Hall - Day Function Rate		Per Day	Including	325.00	325.00	0.00	0%	For function bookings. Valid for up to five hours of hire; per hour fee to be charged for any additional time.
Facility Hire - Stirling Leisure Centres - Karrinyup	SLC - Karrinyup - Sports Hall - Juniors aged 16 years or under		Per Hour	Including	22.50	22.50	0.00	0%	Applicable to Scarborough Junior Basketball Club.

Fees and Charges Schedule 2020/2021

Category	Description	Minimum/ Maximum	Basis of Charge	GST	2019/20 Charge \$	2020/21 Charge \$	Variance (\$)	Variance (%)	Comment
Facility Hire - Stirling Leisure Centres - Karrinyup	SLC - Karrinyup - Sports Hall - Primary Schools		Per Hour	Including	22.50	22.50	0.00	0%	Applicable to Newborough Primary School.
Facility Hire - Stirling Leisure Centres - Karrinyup	SLC - Karrinyup - Sports Hall (Standard Rate)		Per Hour	Including	65.00	65.00	0.00	0%	Based on age of facility (<20 years) and maximum accommodation (400 people).
Facility Hire - Stirling Leisure Centres - Scarborough	SLC - Scarborough - Community Hall - Day Function Rate		Per Day	Including	300.00	300.00	0.00	0%	For function bookings that occur outside the set function times of 3pm - 1am Fridays and Saturdays. Valid for up to five hours of hire; per hour fee to be charged for any additional time.
Facility Hire - Stirling Leisure Centres - Scarborough	SLC - Scarborough - Community Hall - Function Rate		Per Day	Including	620.00	620.00	0.00	0%	Applicable to bookings from 3pm to 1am on Fridays and Saturdays.
Facility Hire - Stirling Leisure Centres - Scarborough	SLC - Scarborough - Community Hall - Function Rate - High Risk		Per Day	Including	1,060.00	1,060.00	0.00	0%	Based on maximum accommodation (200 people). Applicable to bookings from 3pm to 1am on Fridays, Saturdays, Sundays and Public Holidays where security presence is deemed 'required' by City of Stirling.
Facility Hire - Stirling Leisure Centres - Scarborough	SLC - Scarborough - Community Hall (Community Rate)		Per Hour	Including	29.50	29.50	0.00	0%	Equals 50% of SLC - Scarborough - Community Hall (Standard Rate) fee. As per Terms and Conditions of Hire, Community Rate applicable to Not-For-Profit Organisations verified by City of Stirling.
Facility Hire - Stirling Leisure Centres - Scarborough	SLC - Scarborough - Community Hall (Standard Rate)		Per Hour	Including	57.00	57.00	0.00	0%	Based on age of facility (>20 years), maximum accommodation (200 people) and is comparable to other Direct Managed Facilities.
Facility Hire - Stirling Leisure Centres - Scarborough	SLC - Scarborough - Crèche		Per Hour	Including	22.50	22.50	0.00	0%	Based on age of facility (<20 years as refurbished in 2015/16) and maximum accommodation (20 people).
Facility Hire - Stirling Leisure Centres - Scarborough	SLC - Scarborough - Meeting Room (Standard Rate)		Per Hour	Including	39.00	39.00	0.00	0%	Based on age of facility (>20 years), maximum accommodation (70 people) and is comparable to other Direct Managed Facilities.
Facility Hire - Stirling Leisure Centres - Scarborough	SLC - Scarborough - Minor Hall (Community Rate)		Per Hour	Including	22.00	22.00	0.00	0%	Equals 50% of SLC - Scarborough - Minor Hall (Standard Rate) fee. As per Terms and Conditions of Hire, Community Rate applicable to Not-For-Profit Organisations verified by City of Stirling.
Facility Hire - Stirling Leisure Centres - Scarborough	SLC - Scarborough - Minor Hall (Standard Rate)		Per Hour	Including	44.00	44.00	0.00	0%	Based on age of facility (<20 years), maximum accommodation (50 people) and is comparable to other Direct Managed Facilities.
Facility Hire - Stirling Leisure Centres - Scarborough	SLC - Scarborough - Office (Standard Rate)		Per Week	Including	90.00	90.00	0.00	0%	Facility hire includes access to kitchenette, urn, microwave and fridge.
Facility Hire - Stirling Leisure Centres - Scarborough	SLC - Scarborough - Play Room - Day Function Rate		Per Day	Including	190.00	190.00	0.00	0%	For function bookings. Valid for up to five hours of hire; per hour fee to be charged for any additional time.
Facility Hire - Stirling Leisure Centres - Scarborough	SLC - Scarborough - Play Room - Scarborough Playgroup		Per Hour	Including	13.00	13.00	0.00	0%	
Facility Hire - Stirling Leisure Centres - Scarborough	SLC - Scarborough - Play Room (Standard Rate)		Per Hour	Including	38.00	38.00	0.00	0%	Based on age of facility (<20 years as refurbished in 2015/16) and maximum accommodation (50 people).
Facility Hire - Stirling Leisure Centres - Scarborough	SLC - Scarborough - Sports Hall - Full - Day Function Rate		Per Day	Including	390.00	390.00	0.00	0%	For function bookings that occur outside the set function times of 3pm - 1am Fridays and Saturdays. Valid for up to five hours of hire; per hour fee to be charged for any additional time.
Facility Hire - Stirling Leisure Centres - Scarborough	SLC - Scarborough - Sports Hall - Full - Function Rate		Per Day	Including	845.00	845.00	0.00	0%	Applicable to bookings from 3pm to 1am on Fridays and Saturdays.
Facility Hire - Stirling Leisure Centres - Scarborough	SLC - Scarborough - Sports Hall - Full - Function Rate - High Risk		Per Day	Including	1,520.00	1,520.00	0.00	0%	Based on maximum accommodation (350 people). Applicable to bookings from 3pm to 1am on Fridays, Saturdays, Sundays and Public Holidays where security presence is deemed 'required' by City of Stirling.
Facility Hire - Stirling Leisure Centres - Scarborough	SLC - Scarborough - Sports Hall - Full (Standard Rate)		Per Hour	Including	77.00	77.00	0.00	0%	Based on age of facility (<20 years) and maximum accommodation (350 people).
Facility Hire - Stirling Leisure Centres - Scarborough	SLC - Scarborough - Sports Hall - Full with Foam Equipment		Per Hour	Including	85.00	85.00	0.00	0%	
Facility Hire - Stirling Leisure Centres - Scarborough	SLC - Scarborough - Sports Hall - Half (Standard Rate)		Per Hour	Including	44.00	44.00	0.00	0%	Equals just over 50% of SLC - Scarborough - Sports Hall - Full (Standard Rate) fee.
Facility Hire - Stirling Leisure Centres - Scarborough	SLC - Scarborough - Suite 1		Per Week	Including	147.50	147.50	0.00	0%	Facility hire includes access to kitchenette, urn, microwave and fridge.
Facility Hire - Stirling Leisure Centres - Scarborough	SLC - Scarborough - Suite 2		Per Week	Including	147.50	147.50	0.00	0%	Facility hire includes access to kitchenette, urn, microwave and fridge.
Facility Hire - Stirling Leisure Centres - Scarborough	SLC - Scarborough - Suite 3		Per Week	Including	147.50	147.50	0.00	0%	Facility hire includes access to kitchenette, urn, microwave and fridge.
Group Fitness Session	Adult	Minimum	Per Person	Including	10.00	10.00	0.00	0%	New group fitness sessions at Hamersley CRC
Group Fitness Session	Adult	Maximum	Per Person	Including	20.00	20.00	0.00	0%	New group fitness sessions at Hamersley CRC
Hamersley Public Golf Course	Driving Range - Large Bucket of Balls		Per Item	Including	17.00	17.00	0.00	0%	Applicable to one bucket containing approximately 100 balls.

Fees and Charges Schedule 2020/2021

Category	Description	Minimum/ Maximum	Basis of Charge	GST	2019/20 Charge \$	2020/21 Charge \$	Variance (\$)	Variance (%)	Comment
Hamersley Public Golf Course	Driving Range - Medium Bucket of Balls		Per Item	Including	13.50	13.50	0.00	0%	Applicable to one bucket containing approximately 70 balls.
Hamersley Public Golf Course	Driving Range - Small Bucket of Balls		Per Item	Including	9.00	9.00	0.00	0%	Applicable to one bucket containing approximately 40 balls.
Hamersley Public Golf Course	Green Fees - ANZAC Day		Per Person	Including	5.50	5.50	0.00	0%	
Hamersley Public Golf Course	Green Fees - Twilight		Per Person	Including	12.50	12.50	0.00	0%	
Hamersley Public Golf Course	Green Fees - Weekday Tournament Booking - Individual		Per Person	Including	20.00	20.00	0.00	0%	
Hamersley Public Golf Course	Green Fees - Weekdays - 12 Holes		Per Person	Including	0.00	22.00	22.00	100%	NEW CHARGE - To facilitate 6 and 12 hole playing options at Hamersley Public Golf Course
Hamersley Public Golf Course	Green Fees - Weekdays - 12 Holes (Concession)		Per Person	Including	0.00	17.00	17.00	100%	NEW CHARGE - To facilitate 6 and 12 hole playing options at Hamersley Public Golf Course
Hamersley Public Golf Course	Green Fees - Weekdays - 18 Holes		Per Person	Including	27.50	27.50	0.00	0%	
Hamersley Public Golf Course	Green Fees - Weekdays - 18 Holes (Concession)		Per Person	Including	21.00	21.00	0.00	0%	
Hamersley Public Golf Course	Green Fees - Weekdays - 6 Holes		Per Person	Including	0.00	16.00	16.00	100%	NEW CHARGE - To facilitate 6 and 12 hole playing options at Hamersley Public Golf Course
Hamersley Public Golf Course	Green Fees - Weekdays - 6 Holes (Concession)		Per Person	Including	0.00	12.50	12.50	100%	NEW CHARGE - To facilitate 6 and 12 hole playing options at Hamersley Public Golf Course
Hamersley Public Golf Course	Green Fees - Weekdays - 9 Holes		Per Person	Including	20.00	20.00	0.00	0%	
Hamersley Public Golf Course	Green Fees - Weekdays - 9 Holes (Concession)		Per Person	Including	16.00	16.00	0.00	0%	
Hamersley Public Golf Course	Green Fees - Weekdays - Tournament Booking		Up to 100 People	Including	2,000.00	2,000.00	0.00	0%	Tournament fee to close course to the public.
Hamersley Public Golf Course	Green Fees - Weekends / Public Holidays - 18 Holes		Per Person	Including	31.50	31.50	0.00	0%	
Hamersley Public Golf Course	Green Fees - Weekends / Public Holidays - 9 Holes		Per Person	Including	24.00	24.00	0.00	0%	
Hamersley Public Golf Course	Green Fees - Weekends/Public Holidays - 12 Holes		Per Person	Including	0.00	25.50	25.50	100%	NEW CHARGE - To facilitate 6 and 12 hole playing options at Hamersley Public Golf Course
Hamersley Public Golf Course	Green Fees - Weekends/Public Holidays - 6 Holes		Per Person	Including	0.00	19.50	19.50	100%	NEW CHARGE - To facilitate 6 and 12 hole playing options at Hamersley Public Golf Course
Health & Fitness	Aqua Fitness - Casual Class			Including	19.00	19.00	0.00	0%	Standard charge across Leisure Centres
Health & Fitness	Body Scan		per scan	Including	0.00	33.00	33.00	100%	NEW CHARGE to conduct body scans (external provider)
Health & Fitness	Casual Gym Visit or Group Fitness Class			Including	19.00	19.00	0.00	0%	Standard charge across Leisure Centres
Health & Fitness	Ezidebit Chargeback fee			Including	44.00	44.00	0.00	0%	Fee charged by Ezidebit when a customer disputes a transaction - cost needs to be passed onto Clients who make the error
Health & Fitness	Facility Day Pass		Per day	Including	26.00	26.00	0.00	0%	Permits facility access for single day including aquatic facility, gym and group fitness for Leisurepark - Balga & Terry Tyzack Aquatic Centre
Health & Fitness	Half Hour Group Fitness class			Including	12.00	12.00	0.00	0%	Fee due to increase in half hour group fitness classes
Health & Fitness	Health & Fitness Program per class	Minimum		Including	8.00	8.00	0.00	0%	Fee for Health & Fitness program development
Health & Fitness	Health & Fitness Program per class	Maximum		Including	45.00	45.00	0.00	0%	Fee for Health & Fitness program development
Health & Fitness	Junior Sporting Membership - ongoing	Minimum	Monthly	Including	30.00	30.00	0.00	0%	New ongoing pool entry only charge for children under 18
Health & Fitness	Junior Sporting Membership - ongoing	Maximum	Monthly	Including	40.00	40.00	0.00	0%	New ongoing pool entry only charge for children under 18
Health & Fitness	LPB - Diamond 1 Month			Including	117.00	117.00	0.00	0%	No Appraisal or Ex Programs
Health & Fitness	LPB - Diamond 3 months			Including	340.00	340.00	0.00	0%	
Health & Fitness	LPB - Diamond Off Peak 1 Month			Including	74.00	74.00	0.00	0%	No Appraisal or Ex Programs
Health & Fitness	LPB - Diamond Off Peak 3 months			Including	225.00	225.00	0.00	0%	Seniors discount does not apply
Health & Fitness	LPB - Group Fitness Casual Class			Including	16.50	16.50	0.00	0%	
Health & Fitness	LPB - Gym Casual Visit			Including	16.50	16.50	0.00	0%	
Health & Fitness	LPB - Silver 1 Month			Including	92.00	92.00	0.00	0%	No Appraisal or Ex Programs
Health & Fitness	LPB - Silver 12 months			Including	590.00	590.00	0.00	0%	Choice of Cardio & Free Weights (combined), Aquatics or Group Fitness
Health & Fitness	LPB - Silver 3 months			Including	240.00	240.00	0.00	0%	
Health & Fitness	LPB - Silver Off Peak 1 Month			Including	58.00	58.00	0.00	0%	No Appraisal or Ex Programs
Health & Fitness	LPB - Silver Off Peak 12 months			Including	420.00	420.00	0.00	0%	Seniors discount does not apply
Health & Fitness	LPB - Silver Off Peak 3 months			Including	167.00	167.00	0.00	0%	Seniors discount does not apply
Health & Fitness	LPB- FIFO Off Peak 3 Months			Including	140.00	140.00	0.00	0%	Membership for FIFO workers, 3 months membership extended to 6 months with roster approval. Subject to the Joining fee- new members - New FIFO worker membership
Health & Fitness	LPB- FIFO Peak 3 Months			Including	165.00	165.00	0.00	0%	Membership for FIFO workers, 3 months membership extended to 6 months with roster approval. Subject to the Joining fee - new members - New FIFO worker membership
Health & Fitness	LPB Ongoing Monthly Membership Rate	Minimum	Per membership per month	Including	45.00	45.00	0.00	0%	LPB Ongoing Monthly Membership Rate

Fees and Charges Schedule 2020/2021

Category	Description	Minimum/ Maximum	Basis of Charge	GST	2019/20 Charge \$	2020/21 Charge \$	Variance (\$)	Variance (%)	Comment
Health & Fitness	LPB Ongoing Monthly Membership Rate	Maximum	Per membership per month	Including	73.00	73.00	0.00	0%	LPB Ongoing Monthly Membership Rate
Health & Fitness	LPB Ongoing Off-Peak Monthly Membership Rate	Minimum	Per membership per month, No further concession discounts on off-peak membership	Including	38.25	38.25	0.00	0%	LPB Ongoing Off-Peak Monthly Membership Rate
Health & Fitness	LPB Ongoing Off-Peak Monthly Membership Rate	Maximum	Per membership per month, No further concession discounts on off-peak membership	Including	58.00	58.00	0.00	0%	LPB Ongoing Off-Peak Monthly Membership Rate
Health & Fitness	Membership Suspension Fee		Per Week	Including	3.00	3.00	0.00	0%	Fee to cover administration of membership suspensions
Health & Fitness	Monthly Membership Joining Fee		One off fee	Including	50.00	50.00	0.00	0%	One off fee at commencement of monthly membership
Health & Fitness	Personal Training - 10x 45min sessions		10 sessions	Including	0.00	612.00	612.00	100%	NEW CHARGE to accommodate 45 minute session
Health & Fitness	Personal Training - 45 min session		Per sessions	Including	0.00	68.00	68.00	100%	NEW CHARGE to accommodate 45 minute session
Health & Fitness	Personal Training 1 hr			Including	78.00	78.00	0.00	0%	Standard charge across Leisure Centres
Health & Fitness	Personal Training 1 hr - 10 sessions			Including	685.00	685.00	0.00	0%	Standard charge across Leisure Centres
Health & Fitness	Personal Training Small Group 1 hr			Including	33.00	33.00	0.00	0%	Charge to develop small Group Personal Training
Health & Fitness	Personal Training Small Group 1 hr - 10 Sessions			Including	297.00	297.00	0.00	0%	Charge to develop small Group Personal Training
Health & Fitness	Personal Training Start up Pack - 3x 45min		3 sessions	Including	0.00	160.00	160.00	100%	NEW CHARGE to accommodate 45 minute session
Health & Fitness	Rehab Membership Invoice Fee		Per membership	Including	88.00	88.00	0.00	0%	Standard charge across Leisure Centres
Health & Fitness	Replacement Card			Including	5.50	5.50	0.00	0%	Standard charge across Leisure Centres
Health & Fitness	SBP- 3 Month Insurance membership		Per person	Including	0.00	150.00	150.00	100%	NEW CHARGE to accommodate insurance and upfront payments for high needs clientele. Invoice admin fee applies
Health & Fitness	SBP Ongoing Monthly Membership Rate	Min	Per membership per month	Including	30.00	30.00	0.00	0%	Includes pool entry and group fitness classes.
Health & Fitness	SBP Ongoing Monthly Membership Rate	Max	Per membership per month	Including	55.00	55.00	0.00	0%	Includes pool entry and group fitness classes.
Health & Fitness	Seniors Discount			Including	0.00	0.00	0.00	0%	Standard charge across Leisure Centres - 15% Seniors discount applies on production of a valid Seniors or Age Pensioner card.
Health & Fitness	Seniors Group Fitness Class or Special Needs Gym Casual		20% Discount to Group Fitness & Gym Entry Prices	Including	13.00	13.00	0.00	0%	Standard charge across Leisure Centres
Health & Fitness	SLC - Scarborough - 12 Month Membership		Per Person	Including	525.00	525.00	0.00	0%	
Health & Fitness	SLC - Scarborough - 12 Month Membership - Off Peak		Per Person	Including	440.00	440.00	0.00	0%	
Health & Fitness	SLC - Scarborough - 3 Month Membership		Per Person	Including	210.00	210.00	0.00	0%	
Health & Fitness	SLC - Scarborough - 3 Month Membership - Off Peak		Per Person	Including	175.00	175.00	0.00	0%	
Health & Fitness	SLC - Scarborough - Casual Gym Entry		Per Person	Including	16.00	16.00	0.00	0%	
Health & Fitness	SLC - Scarborough - Casual Gym Entry - Community Physio		Per Person	Including	11.00	11.00	0.00	0%	
Health & Fitness	SLC - Scarborough - Casual Gym Entry - Senior		Per Person	Including	11.00	11.00	0.00	0%	
Health & Fitness	SLC - Scarborough - FIFO Off Peak 3 months			Including	105.00	105.00	0.00	0%	Membership for FIFO workers, 3 months membership extended to 6 months with roster approval. Subject to the Joining fee - new members - New FIFO worker membership
Health & Fitness	SLC - Scarborough - FIFO Peak 3 months			Including	120.00	120.00	0.00	0%	Membership for FIFO workers, 3 months membership extended to 6 months with roster approval. Subject to the Joining fee - new members - New FIFO worker membership
Health & Fitness	SLC - Scarborough - Group Fitness - 10 Classes		Per Person	Including	121.50	121.50	0.00	0%	
Health & Fitness	SLC - Scarborough - Group Fitness Class		Per Person	Including	13.50	13.50	0.00	0%	
Health & Fitness	SLC - Scarborough - Group Fitness Class - Senior		Per Person	Including	8.50	8.50	0.00	0%	
Health & Fitness	SLC - Scarborough - Ongoing Monthly Membership	Minimum	Per Person, Per Month	Including	35.00	35.00	0.00	0%	
Health & Fitness	SLC - Scarborough - Ongoing Monthly Membership	Maximum	Per Person, Per Month	Including	55.00	55.00	0.00	0%	
Health & Fitness	SLC - Scarborough - Ongoing Monthly Membership - Off Peak	Minimum	Per Person, Per Month	Including	30.00	30.00	0.00	0%	
Health & Fitness	SLC - Scarborough - Ongoing Monthly Membership - Off Peak	Maximum	Per Person, Per Month	Including	50.00	50.00	0.00	0%	

Fees and Charges Schedule 2020/2021

Category	Description	Minimum/ Maximum	Basis of Charge	GST	2019/20 Charge \$	2020/21 Charge \$	Variance (\$)	Variance (%)	Comment
Health & Fitness	Stirling Leisure Centre's Ongoing Monthly Membership Rate	Min	Per membership per month	Including	60.75	60.75	0.00	0%	
Health & Fitness	Stirling Leisure Centre's Ongoing Monthly Membership Rate	Max	Per membership per month	Including	90.00	90.00	0.00	0%	
Health & Fitness	Student Discount - 15%	Maximum	Once off	Including	0.00	0.00	0.00	0%	Applies to all full priced memberships, not applicable to off-peak memberships
Health & Fitness	TTAC - Diamond 1 month			Including	170.00	170.00	0.00	0%	One month memberships do not include complimentary Fitness Appraisal and Workout
Health & Fitness	TTAC - Diamond 3 month			Including	468.00	468.00	0.00	0%	
Health & Fitness	TTAC - Diamond Off Peak 1 month			Including	138.00	138.00	0.00	0%	One month memberships do not include complimentary Fitness Appraisal and Workout
Health & Fitness	TTAC - Diamond Off Peak 3 months			Including	352.00	352.00	0.00	0%	
Health & Fitness	TTAC - Silver 1 month			Including	127.00	127.00	0.00	0%	One month memberships do not include complimentary Fitness Appraisal and Workout
Health & Fitness	TTAC - Silver 12 months			Including	796.00	796.00	0.00	0%	
Health & Fitness	TTAC - Silver 3 months			Including	320.00	320.00	0.00	0%	
Health & Fitness	TTAC - Silver Off Peak 1 month			Including	99.00	99.00	0.00	0%	One month memberships do not include complimentary Fitness Appraisal and Workout
Health & Fitness	TTAC - Silver Off Peak 12 months			Including	620.00	620.00	0.00	0%	
Health & Fitness	TTAC - Silver Off Peak 3 months			Including	242.00	242.00	0.00	0%	
Health & Fitness	TTAC- FIFO off Peak 3 Months			Including	225.00	225.00	0.00	0%	Membership for FIFO workers, 3 months membership extended to 6 months with roster approval. Subject to the Joining fee - new members - New FIFO worker membership
Health & Fitness	TTAC- FIFO Peak 3 Months			Including	295.00	295.00	0.00	0%	Membership for FIFO workers, 3 months membership extended to 6 months with roster approval. Subject to the Joining fee- new members - New FIFO worker membership
Health & Fitness	TTAC- Insurance only 3 months Gym & Pool access			Including	390.00	390.00	0.00	0%	Fee to accommodate insurance membership access to pool and gym only - subject to the admin fee (\$88)
Health & Fitness	TTAC- Insurance only OFF PEAK 3 months Gym & Pool access			Including	312.00	312.00	0.00	0%	Fee to accommodate insurance membership access to pool and gym only - subject to the admin fee (\$88) - New insurance membership fee
Health & Fitness	TTAC Ongoing Monthly Membership Rate	Minimum	Per membership per month	Including	60.75	60.75	0.00	0%	TTAC Ongoing Monthly Membership Rate
Health & Fitness	TTAC Ongoing Monthly Membership Rate	Maximum	Per membership per month	Including	90.00	90.00	0.00	0%	TTAC Ongoing Monthly Membership Rate
Health & Fitness	TTAC Ongoing Off-Peak Monthly Membership Rate	Minimum	Per membership per month, No further concession discounts on off-peak membership	Including	51.75	51.75	0.00	0%	TTAC Ongoing Off-Peak Monthly Membership Rate
Health & Fitness	TTAC Ongoing Off-Peak Monthly Membership Rate	Maximum	Per membership per month, No further concession discounts on off-peak membership	Including	80.00	80.00	0.00	0%	TTAC Ongoing Off-Peak Monthly Membership Rate
Health & Fitness	Workout or Appraisal			Including	67.00	67.00	0.00	0%	Standard charge across Leisure Centres
Lane Hire	25m, Per Lane	Minimum	Per hour	Including	0.00	10.00	10.00	100%	NEW CHARGE - Standard charge across Leisure Centres for 25m lane space - includes affiliated non profit swim squads currently using facilities
Lane Hire	25m, Per Lane	Maximum	Per hour	Including	0.00	18.00	18.00	100%	NEW CHARGE - Standard charge across Leisure Centres for 25m lane space
Lane Hire	50m Pool - 1/2 Day		1/2 day charge	Including	360.00	360.00	0.00	0%	Standard charge across Leisure Centres
Lane Hire	50m Pool - Full Day		Per day charge	Including	600.00	600.00	0.00	0%	Standard charge across Leisure Centres
Lane Hire	Dive Pool - Full Pool		Per hour	Including	44.00	44.00	0.00	0%	Standard charge across Leisure Centres
Lane Hire	Dive Pool - Half Pool		Per hour	Including	24.00	24.00	0.00	0%	Standard charge across Leisure Centres
Lane Hire	Hydrotherapy/Programme Pool - Full Pool (Base Rate)		Per hour	Including	86.00	86.00	0.00	0%	
Lane Hire	In-term Swimming		Per Hour	Including	0.00	0.00	0.00	0%	To be applied to Education Department's in-term swimming lesson bookings for various schools.
Lane Hire	Outdoor Learners Pool - Half Pool		Per hour	Including	39.00	39.00	0.00	0%	Standard charge across Leisure Centres

Fees and Charges Schedule 2020/2021

Category	Description	Minimum/ Maximum	Basis of Charge	GST	2019/20 Charge \$	2020/21 Charge \$	Variance (\$)	Variance (%)	Comment
Lane Hire	Per Lane	Minimum	Per hour	Including	12.00	12.00	0.00	0%	Standard charge across Leisure Centres - includes affiliated non profit swim squads currently using facilities
Lane Hire	Per Lane	Maximum	Per hour	Including	23.00	23.00	0.00	0%	
Lane Hire	Pool Inflatable Booking	Min	Per hour	Including	95.00	95.00	0.00	0%	Min pricing reflective of small bookings with minimal staffing requirements
Lane Hire	Pool Inflatable Booking	Max	Per hour	Including	160.00	160.00	0.00	0%	Max pricing reflective of large bookings with additional staffing requirements
Lane Hire	SBP 25m Water Polo Booking	Minimum	Per Hour	Including	25.00	25.00	0.00	0%	
Lane Hire	SBP 25m Water Polo Booking	Maximum	Per Hour	Including	50.00	50.00	0.00	0%	
Lane Hire	SBP Waterpolo Booking	Min	Per hour	Including	50.00	50.00	0.00	0%	Charge for waterpolo games booked across the 12 lane pool
Lane Hire	SBP Waterpolo Booking	Max	Per hour	Including	80.00	80.00	0.00	0%	Charge for waterpolo games booked across the 12 lane pool
Leisure Programming	Adult	Minimum	Per Person, Per Session	Including	10.00	10.00	0.00	0%	
Leisure Programming	Adult	Maximum	Per Person, Per Session	Including	25.00	25.00	0.00	0%	
Leisure Programming	Child	Minimum	Per Person, Per Session	Including	8.00	8.00	0.00	0%	
Leisure Programming	Child	Maximum	Per Person, Per Session	Including	25.00	25.00	0.00	0%	
Leisure Programming	Child 10 Sessions	Minimum	Per Person	Including	56.00	56.00	0.00	0%	
Leisure Programming	Child 10 Sessions	Maximum	Per Person	Including	250.00	250.00	0.00	0%	
Leisure Programming	School Holiday Program	Minimum	Per Person, Per Session	Including	15.00	15.00	0.00	0%	
Leisure Programming	School Holiday Program	Maximum	Per Person, Per Session	Including	50.00	50.00	0.00	0%	
Organised Sport	2nd child family rate		Per Person, Per Session	Including	8.00	8.00	0.00	0%	
Organised Sport	3rd and subsequent child family rate		Per Person, Per Session	Including	7.00	7.00	0.00	0%	
Organised Sport	Child	Minimum	Per Person, Per Session	Including	8.00	8.00	0.00	0%	
Organised Sport	Child	Maximum	Per Person, Per Session	Including	12.00	12.00	0.00	0%	
Organised Sport	Registration	Minimum	One off, Per Team	Including	0.00	0.00	0.00	0%	
Organised Sport	Registration	Maximum	One off, Per Team	Including	70.00	70.00	0.00	0%	
Organised Sport	Team	Minimum	Per Team, Per Session	Including	50.00	50.00	0.00	0%	
Organised Sport	Team	Maximum	Per Team, Per Session	Including	75.00	75.00	0.00	0%	
Photocopying - Stirling Leisure Centres - Herb Graham - Mirrabooka	SLC - HG - Mirrabooka Multicultural Centre - Colour Photocopy		Per Sheet	Including	2.00	2.00	0.00	0%	Coin box - As per council resolution 1213/003, "All fees and charges will be reviewed as part of the 2016/2017 Budget Process with the intention to establish consistency with other Stirling Community Centres and include annual CPI increases". Mirrabooka Multicultural Centre - Colour Photocopy fee is identical for Standard, Community and SGP/CaLD Rates.
Photocopying - Stirling Leisure Centres - Herb Graham - Mirrabooka	SLC - HG - Mirrabooka Multicultural Centre - Monochrome Photocopy		Per Sheet	Including	0.25	0.25	0.00	0%	Coin box - As per council resolution 1213/003, "All fees and charges will be reviewed as part of the 2016/2017 Budget Process with the intention to establish consistency with other Stirling Community Centres and include annual CPI increases". Mirrabooka Multicultural Centre - Monochrome Photocopy fee is identical for Standard, Community and SGP/CaLD Rate
Printing - Stirling Leisure Centres - Herb Graham - Mirrabooka	SLC - HG - Mirrabooka Multicultural Centre - Colour Printing		Per Sheet	Including	2.20	2.20	0.00	0%	As per council resolution 1213/003 "all fees and charges will be reviewed as part of the 2016/2017 budget process with the intention to establish consistency with other Stirling Community Centres and include annual CPI increases"
Printing - Stirling Leisure Centres - Herb Graham - Mirrabooka	SLC - HG - Mirrabooka Multicultural Centre - Monochrome Printing		Per Sheet	Including	0.25	0.25	0.00	0%	As per council resolution 1213/003 "all fees and charges will be reviewed as part of the 2016/2017 budget process with the intention to establish consistency with other Stirling Community Centres and include annual CPI increases"

Fees and Charges Schedule 2020/2021

Category	Description	Minimum/ Maximum	Basis of Charge	GST	2019/20 Charge \$	2020/21 Charge \$	Variance (\$)	Variance (%)	Comment
Programming - Stirling Leisure Centres - Scarborough	SLC - Scarborough - Crèche Entry Fee		Per Person	Including	3.00	3.00	0.00	0%	
Programs	2 x lesson per week	Min	per lesson	Exempt	10.00	10.00	0.00	0%	Aquatic Program (learn to swim) price per session. Replaces age based learn to swim pricing and allows seasonable flexibility to increase participation through variable pricing
Programs	2 x lesson per week	Max	per lesson	Exempt	14.00	14.00	0.00	0%	Aquatic Program (learn to swim) price per session. Replaces age based learn to swim pricing and allows seasonable flexibility to increase participation through variable pricing
Programs	30 min lesson	Min	per lesson	Exempt	9.90	9.90	0.00	0%	Aquatic Program (learn to swim) price per session. Replaces age based learn to swim pricing and allows seasonable flexibility to increase participation through variable pricing
Programs	30 min lesson	Max	per lesson	Exempt	16.00	16.00	0.00	0%	Aquatic Program (learn to swim) price per session. Replaces age based learn to swim pricing and allows seasonable flexibility to increase participation through variable pricing
Programs	45 Min lesson	Min	per lesson	Exempt	9.90	9.90	0.00	0%	Aquatic Program (learn to swim) price per session. Replaces age based learn to swim pricing and allows seasonable flexibility to increase participation through variable pricing
Programs	45 Min lesson	Max	per lesson	Exempt	16.00	16.00	0.00	0%	Aquatic Program (learn to swim) price per session. Replaces age based learn to swim pricing and allows seasonable flexibility to increase participation through variable pricing
Programs	60 Minute lesson	Min	per lesson	Exempt	10.30	10.30	0.00	0%	Aquatic Program (learn to swim) price per session. Replaces age based learn to swim pricing and allows seasonable flexibility to increase participation through variable pricing
Programs	60 Minute lesson	Max	per lesson	Exempt	17.00	17.00	0.00	0%	Aquatic Program (learn to swim) price per session. Replaces age based learn to swim pricing and allows seasonable flexibility to increase participation through variable pricing
Programs	Junior Ongoing Monthly Membership Rate	Minimum	Per Membership per month	Including	0.00	40.00	40.00	100%	NEW CHARGE
Programs	Junior Ongoing Monthly Membership Rate	Maximum	Per membership per month	Including	0.00	70.00	70.00	100%	NEW CHARGE
Programs	Kids Holiday Sports - 2 hours		per lesson	Including	10.00	10.00	0.00	0%	Charge for 2 hour multisport program attendance
Programs	Kids Holiday Sports - 4 hours		per lesson	Including	15.00	15.00	0.00	0%	Charge for 4 hour multisport program attendance
Programs	Kindy Gym Lesson	Minimum	per lesson	Including	4.50	4.50	0.00	0%	Fee for land based toddler program
Programs	Kindy Gym Lesson	Maximum	per lesson	Including	7.50	7.50	0.00	0%	Fee for land based toddler program
Programs	Private lessons		per lesson	Exempt	50.00	50.00	0.00	0%	Aquatic Program (learn to swim) price per session
Programs	Special Needs Classes		per lesson	Exempt	38.00	38.00	0.00	0%	Aquatic Program (learn to swim) price per session
Programs	Swim Club Annual Registration		Annual	Including	60.00	60.00	0.00	0%	Charge for swimming WA registration for in house swimming club members
Programs	Swim Club Monthly Coaching Fee	Minimum	Monthly	Including	45.00	45.00	0.00	0%	Charge for monthly coaching for in house swim club members
Programs	Swim Club Monthly Coaching Fee	Maximum	Monthly	Including	100.00	100.00	0.00	0%	Charge for monthly coaching for in house swim club members
Room Hire - Leisurepark Balga	Boxing Area - Adjacent to Sports Hall		Per Month	Including	282.00	282.00	0.00	0%	To applied when room is on an exclusive use hire agreement.
Room Hire - Leisurepark Balga	Equipment Set-up & Hire	Minimum	Per booking	Including	5.00	5.00	0.00	0%	
Room Hire - Leisurepark Balga	Equipment Set-up & Hire	Maximum	Per booking	Including	50.00	50.00	0.00	0%	
Room Hire - Leisurepark Balga	Function	Minimum	Per Booking	Including	450.00	450.00	0.00	0%	
Room Hire - Leisurepark Balga	Function	Maximum	Per Booking	Including	1,000.00	1,000.00	0.00	0%	This fee subject to function risk analysis
Room Hire - Leisurepark Balga	Main Community Hall	Minimum	Per hour	Including	34.00	34.00	0.00	0%	
Room Hire - Leisurepark Balga	Main Community Hall	Maximum	Per hour	Including	62.00	62.00	0.00	0%	
Room Hire - Leisurepark Balga	Main Community Hall - No Fee		Per Hour	Including	0.00	0.00	0.00	0%	To be applied to physiotherapists and swimming squads when booking the hall in conjunction with a lane hire booking.
Room Hire - Leisurepark Balga	Party / Meeting Room / Crèche	Minimum	Per hour	Including	33.00	33.00	0.00	0%	
Room Hire - Leisurepark Balga	Party / Meeting Room / Crèche	Maximum	Per hour	Including	55.00	55.00	0.00	0%	
Room Hire - Leisurepark Balga	Program Room	Minimum	Per hour	Including	22.50	22.50	0.00	0%	
Room Hire - Leisurepark Balga	Program Room	Maximum	Per hour	Including	52.00	52.00	0.00	0%	
Room Hire - Leisurepark Balga	Single Sports Court	Minimum	Per hour	Including	32.00	32.00	0.00	0%	
Room Hire - Leisurepark Balga	Single Sports Court	Maximum	Per hour	Including	61.00	61.00	0.00	0%	
Room Hire - Leisurepark Balga	Single Sports Court - Half	Minimum	Per Hour	Including	17.00	17.00	0.00	0%	
Room Hire - Leisurepark Balga	Single Sports Court - Half	Maximum	Per Hour	Including	31.00	31.00	0.00	0%	
Room Hire - Leisurepark Balga	Single Sports Court - Quarter	Minimum	Per Hour	Including	9.00	9.00	0.00	0%	
Room Hire - Leisurepark Balga	Single Sports Court - Quarter	Maximum	Per Hour	Including	16.00	16.00	0.00	0%	

Fees and Charges Schedule 2020/2021

Category	Description	Minimum/ Maximum	Basis of Charge	GST	2019/20 Charge \$	2020/21 Charge \$	Variance (\$)	Variance (%)	Comment
Room Hire - Terry Tyzack Aquatic Centre	Equipment Set-up & Hire	Minimum	Per booking	Including	0.00	10.00	10.00	100%	NEW CHARGE - Consolidated setup charge for TTAC
Room Hire - Terry Tyzack Aquatic Centre	Equipment Set-up & Hire	Maximum	Per booking	Including	0.00	60.00	60.00	100%	NEW CHARGE - Consolidated setup charge for TTAC
Room Hire - Terry Tyzack Aquatic Centre	Function Room	Minimum	Minimum class numbers required	Including	47.00	47.00	0.00	0%	
Room Hire - Terry Tyzack Aquatic Centre	Function Room	Maximum	Per hour	Including	62.00	62.00	0.00	0%	
Room Hire - Terry Tyzack Aquatic Centre	Function Room Office		Per month	Including	290.00	290.00	0.00	0%	
Room Hire - Terry Tyzack Aquatic Centre	Group Fitness Room	Minimum	Per hour	Including	52.50	52.50	0.00	0%	
Room Hire - Terry Tyzack Aquatic Centre	Group Fitness Room	Maximum	Per hour	Including	80.00	80.00	0.00	0%	
Room Hire - Terry Tyzack Aquatic Centre	H&F Meeting Room	Minimum	Per hour	Including	32.00	32.00	0.00	0%	
Room Hire - Terry Tyzack Aquatic Centre	H&F Meeting Room	Maximum	Per hour	Including	46.00	46.00	0.00	0%	
Room Hire - Terry Tyzack Aquatic Centre	Massage Room		Per month	Including	530.00	530.00	0.00	0%	
Room Hire - Terry Tyzack Aquatic Centre	PA System		Per booking	Including	50.00	50.00	0.00	0%	
Room Hire - Terry Tyzack Aquatic Centre	Shade Sail Area		Per Hour	Including	15.00	15.00	0.00	0%	
Stationary - Stirling Leisure Centres - Herb Graham - Mirrabooka	SLC - HG - Mirrabooka Multicultural Centre - USB		Per Item	Including	7.50	7.50	0.00	0%	As per council resolution 1213/003 "all fees and charges will be reviewed as part of the 2016/2017 budget process with the intention to establish consistency with other Stirling Community Centres and include annual CPI increases"
<u>Governance and Council Support</u>									
Records Administration - Freedom of Information (FOI) Act	Access time supervised by City employees		per hour	Exempt	30.00	30.00	0.00	0%	Maximum statutory charge as per Regulation 5 and Schedule 1 of FOI Regulations 1993
Records Administration - Freedom of Information (FOI) Act	Application Fee	Minimum	Each	Exempt	30.00	30.00	0.00	0%	Maximum statutory charge as per Regulation 5 and Schedule 1 of FOI Regulations 1993
Records Administration - Freedom of Information (FOI) Act	Charge for duplicating a tape, film or computer data		Actual Cost, Each	Exempt	0.00	0.00	0.00	0%	Maximum statutory charge as per Regulation 5 and Schedule 1 of FOI Regulations 1993
Records Administration - Freedom of Information (FOI) Act	Copy of FOI Statement		Each	Exempt	20.00	20.00	0.00	0%	Maximum statutory charge as per Regulation 5 and Schedule 1 of FOI Regulations 1993
Records Administration - Freedom of Information (FOI) Act	Packaging and postal costs		Actual Cost, Each	Exempt	0.00	0.00	0.00	0%	Maximum statutory charge as per Regulation 5 and Schedule 1 of FOI Regulations 1993
Records Administration - Freedom of Information (FOI) Act	Photocopying charges		Per page copied	Exempt	0.20	0.20	0.00	0%	Maximum statutory charge as per Regulation 5 and Schedule 1 of FOI Regulations 1993
Records Administration - Freedom of Information (FOI) Act	Time taken by City employees dealing with application		per hour	Exempt	30.00	30.00	0.00	0%	Maximum statutory charge as per Regulation 5 and Schedule 1 of FOI Regulations 1993
Records Administration - Freedom of Information (FOI) Act	Time taken by City employees to photocopy documents		per hour	Exempt	30.00	30.00	0.00	0%	Maximum statutory charge as per Regulation 5 and Schedule 1 of FOI Regulations 1993
Records Administration - Freedom of Information (FOI) Act	Time taken by City employees to transcribe information		per hour	Exempt	30.00	30.00	0.00	0%	Maximum statutory charge as per Regulation 5 and Schedule 1 of FOI Regulations 1993
<u>Community Safety</u>									
Animal - Other	Sale of Goods and Product mark up percentage		10% to 200%	Including	0.00	0.00	0.00	0%	Provision for the mark-up on goods sold by the City at animal care/ city facilities
Cats	Application for cat permit	Minimum		Exempt	0.00	0.00	0.00	0%	For keeping of 2 or 3 cats
Cats	Application for cat permit	Maximum		Exempt	18.00	18.00	0.00	0%	For keeping of 2 or 3 cats
Cats	Release fee for impounded cats	Minimum	Per Cat	Exempt	50.00	50.00	0.00	0%	In line with the City's cat management contract
Cats	Sustenance for impounded cats	Minimum	Per Day	Exempt	25.00	25.00	0.00	0%	In line with the City's cat management contract
Dogs	1st Vaccination fee for Impounded Puppy Sale		Per Dog	Exempt	45.45	45.45	0.00	0%	1st puppy vaccination fee as per veterinary charges
Dogs	Application to keep more than two dogs		Per application	Exempt	100.00	100.00	0.00	0%	Includes inspection fee
Dogs	Application to keep more than two dogs (Pensioner)		Per application	Exempt	23.00	23.00	0.00	0%	Includes inspection fee
Dogs	Dangerous dog/restricted breed inspection		Per registration	Exempt	85.00	85.00	0.00	0%	Inspection fee for dangerous dog or restricted breed
Dogs	Microchipping of dog / cat (Special Events)	Maximum	Per Animal	Including	40.00	40.00	0.00	0%	
Dogs	Microchipping of dog and cat (Impounded Animal)	Maximum		Exempt	35.00	35.00	0.00	0%	Charge applies and is GST exempt for impounded animals only

Fees and Charges Schedule 2020/2021

Category	Description	Minimum/ Maximum	Basis of Charge	GST	2019/20 Charge \$	2020/21 Charge \$	Variance (\$)	Variance (%)	Comment
Dogs	Pound release fee - if not registered			Exempt	110.00	110.00	0.00	0%	
Dogs	Pound release fee - if registered			Exempt	85.00	85.00	0.00	0%	
Dogs	Replacement dog tag		Per tag	Exempt	5.50	5.50	0.00	0%	
Dogs	Sale of female dog. Package includes sterilisation and vaccination	Minimum	Per dog	Including	178.00	178.00	0.00	0%	Microchipping excluded current year registration waived
Dogs	Sale of female dog. Package includes sterilisation and vaccination	Maximum	Per dog	Including	192.00	192.00	0.00	0%	Microchipping excluded current year registration waived
Dogs	Sale of male dog. Package includes sterilisation and vaccination	Minimum	Per dog	Including	168.00	168.00	0.00	0%	Microchipping excluded current year registration waived
Dogs	Sale of male dog. Package includes sterilisation and vaccination	Maximum	Per dog	Including	176.50	176.50	0.00	0%	Microchipping excluded current year registration waived
Dogs	Sale of sterilised dog Vaccination fee			Including	55.00	55.00	0.00	0%	Microchipping excluded current year registration waived
Dogs	Surrender			Including	90.00	90.00	0.00	0%	
Dogs	Sustenance per day			Exempt	19.00	19.00	0.00	0%	
Impounded Vehicle	Fee for storage and towing of impounded vehicle	Maximum	Per vehicle	Exempt	510.00	510.00	0.00	0%	Fee charged by service provider
Impounded Vehicles	Fee for storage and towing of impounded vehicles	Minimum	Per vehicle	Exempt	121.00	121.00	0.00	0%	New contracted service provider
Other	Charge for impounded trolleys		Per trolley	Including	105.00	105.00	0.00	0%	
Other	Final Demand	Minimum		Exempt	19.90	21.90	2.00	10%	Costs charged are set by legislation
Other	Fines Enforcement Registration Fee	Minimum		Exempt	74.75	74.75	0.00	0%	Costs charged are set by legislation
Other	Firebreak contractor attendance fee	Minimum	Per Attendance	Including	25.00	25.00	0.00	0%	In line with the City's firebreak contractor costs
Other	Impounding Other Goods and Animals (not vehicles or signs)		Per item	Exempt	105.00	105.00	0.00	0%	
Other	Impounding signs		Per sign	Exempt	65.00	65.00	0.00	0%	
Other	Road Closures/Street Procession		Application fee	Exempt	80.00	80.00	0.00	0%	Application for a road closure or street procession (No fee if not for profit or charitable organisation)
Other	Slashing and firebreak installation recovery	Minimum	Per firebreak installed	Exempt	135.00	135.00	0.00	0%	Costs charged are dependant upon contractor costs for firebreak installation
Parking Fees	Annual Fee for Private Property Parking Enforcement Agreement	Minimum	Per annum	Exempt	150.00	150.00	0.00	0%	Annual fee for Private Property Parking Enforcement Agreement - minimum fee
Parking Fees	Annual Fee for Private Property Parking Enforcement Agreement	Maximum	Per annum	Exempt	5,679.00	5,679.00	0.00	0%	Annual fee for Private Property Parking Enforcement Agreement - maximum fee
Parking Fees	Appointment of "Authorised Person"		Per officer	Including	80.00	80.00	0.00	0%	Administrative Fee
Parking Fees	Exclusive use of parking bay (on or off street) No time restriction		Daily rate	Including	10.00	10.00	0.00	0%	
Parking Fees	Exclusive use of parking bay (on or off street) Time restriction and fee applicable		Daily rate	Including	25.00	25.00	0.00	0%	
Parking Fees	Exclusive use of parking bay (on or off street) Time restriction applies		Daily rate	Including	20.00	20.00	0.00	0%	
Parking Fees	Infringement withdrawal (private property/commercial)	Minimum	Per infringement	Exempt	48.00	48.00	0.00	0%	Fee for withdrawal of infringement notice including related FER charges
Parking Fees	Infringement withdrawal (private property/commercial)	Maximum	Per infringement	Exempt	115.00	115.00	0.00	0%	
Parking Fees	Parking Fees (long term parking)	Minimum	Hourly rate	Including	1.00	1.00	0.00	0%	Applicable Parking Fees are set by a council resolution and may also include a first hour free period.
Parking Fees	Parking Fees (long term parking)	Minimum	Daily rate	Including	5.00	5.00	0.00	0%	Applicable Parking Fees are set by a council resolution and may also include a first hour free period.
Parking Fees	Parking Fees (long term parking)	Maximum	Hourly rate	Including	2.00	2.00	0.00	0%	Applicable Parking Fees are set by a council resolution and may also include a first hour free period.
Parking Fees	Parking Fees (long term parking)	Maximum	Daily rate	Including	12.00	12.00	0.00	0%	Applicable Parking Fees are set by a council resolution and may also include a first hour free period.
Parking Fees	Parking Fees (short term parking)	Minimum	Hourly rate	Including	1.50	1.50	0.00	0%	Applicable Parking Fees are set by a council resolution and may also include a first hour free period.
Parking Fees	Parking Fees (short term parking)	Maximum	Hourly rate	Including	5.00	5.00	0.00	0%	Applicable Parking Fees are set by a council resolution and may also include a first hour free period.
Parking Fees	Private Property Parking Enforcement Agreement	Minimum	Initial application fee	Exempt	150.00	150.00	0.00	0%	
Parking Fees	Private Property Parking Enforcement Agreement	Maximum	Initial application fee	Exempt	580.00	580.00	0.00	0%	
Parking Fees	Residential Parking Permit - replacement fee		Per permit per annum	Exempt	30.00	30.00	0.00	0%	Charge for residential parking permits replacement - First replacement permit free in line with Parking Permit Policy

Fees and Charges Schedule 2020/2021

Category	Description	Minimum/ Maximum	Basis of Charge	GST	2019/20 Charge \$	2020/21 Charge \$	Variance (\$)	Variance (%)	Comment
Permit	Property Local Law Permit fee (unspecified)	Minimum		Exempt	150.00	150.00	0.00	0%	
Permit	Property Local Law Permit fee (unspecified)	Maximum		Exempt	600.00	600.00	0.00	0%	
Permit	Street Trading Permit	Maximum	Per annum	Exempt	2,130.00	2,130.00	0.00	0%	Non- food related permit
Permit	Street Trading Permit	Maximum	Daily	Exempt	15.00	15.00	0.00	0%	Non- food related permit
Permit	Street Trading Permit	Maximum	Weekly	Exempt	62.00	62.00	0.00	0%	Non- food related permit
Permit	Street Trading Permit	Maximum	Monthly	Exempt	177.00	177.00	0.00	0%	Non- food related permit
Security	Property surveillance and security service charge		Per rateable property	Exempt	30.00	30.00	0.00	0%	