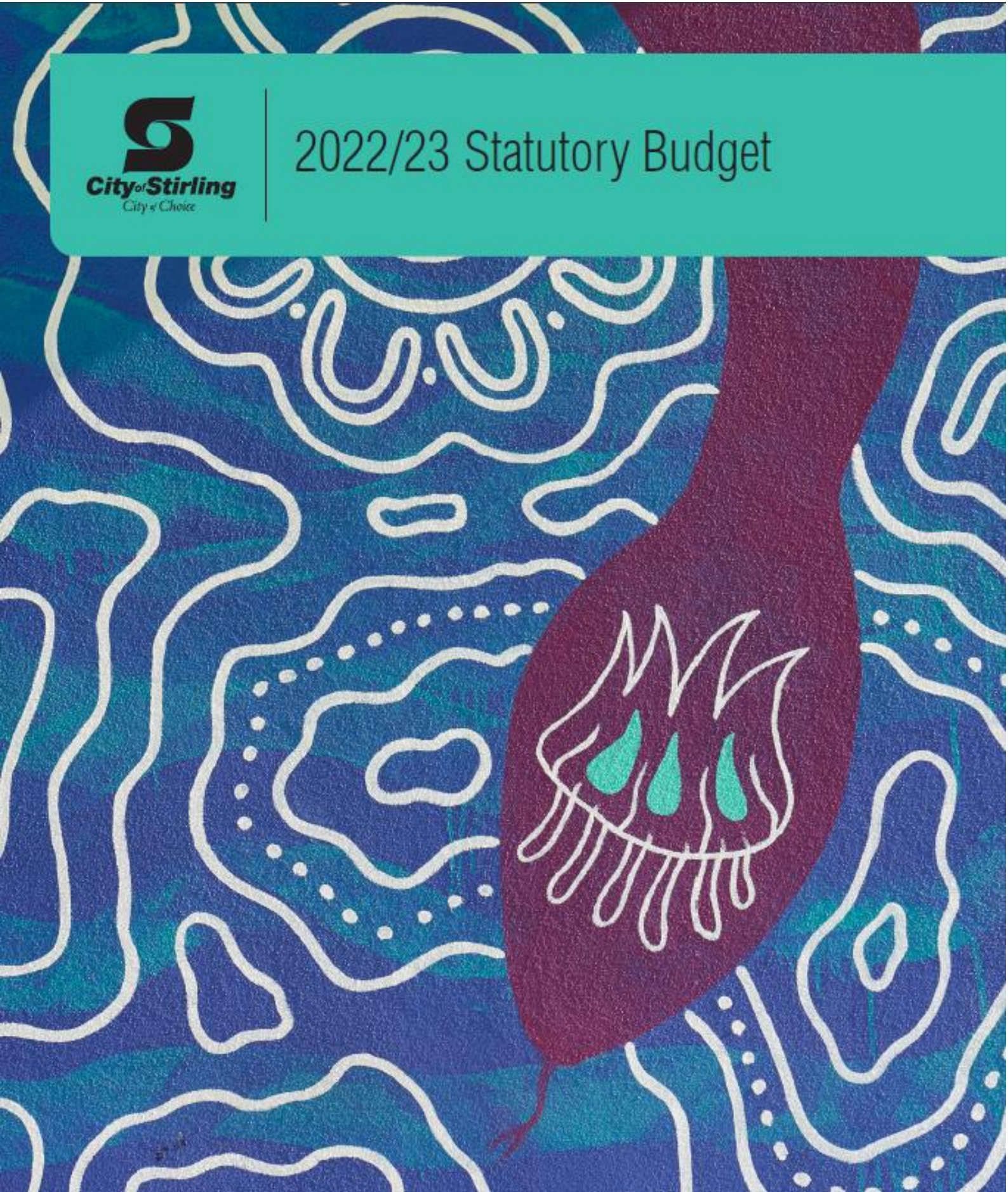




2022/23 Statutory Budget



	Page
COUNCILLORS AND CITY MAP	2
THE YEAR AHEAD	3
BUDGET OVERVIEW	4
CAPITAL BUDGET SUMMARY	5
STATUTORY STATEMENTS	6
STATEMENT OF COMPREHENSIVE INCOME – BY NATURE & TYPE	7
STATEMENT OF COMPREHENSIVE INCOME – BY PROGRAM.....	8
KEY TERMS AND DEFINITIONS – REPORTING PROGRAMS	9
STATEMENT OF CASH FLOWS.....	10
RATE SETTING STATEMENT BY NATURE & TYPE.....	11
NOTES TO THE BUDGET	12
LONG TERM FINANCIAL PLAN – RATE SETTING STATEMENT	33
FEES AND CHARGES SCHEDULE	34

Our Vision

A sustainable City with a local focus.

Our Mission

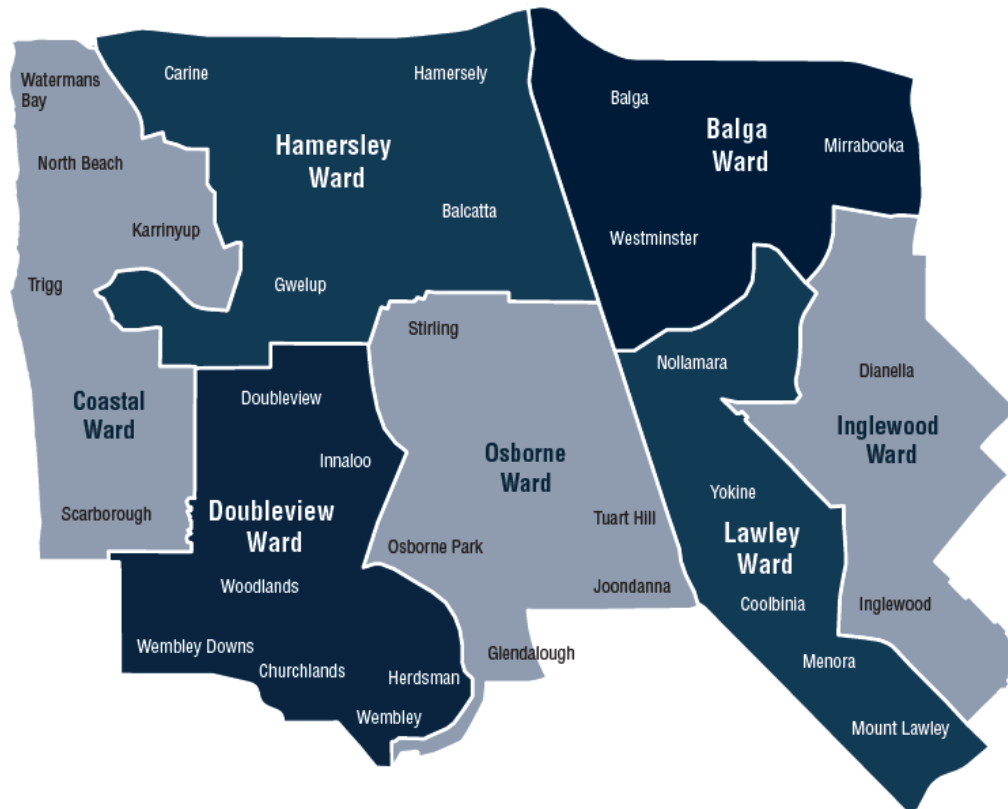
To serve our community by delivering efficient, responsive and sustainable service.

Our Values

The City of Stirling's core values are:

- Approachable
- Responsive
- Transparent
- Innovative

COUNCILLORS AND CITY MAP



Mayor and Councillors

Mayor	 Mayor – Mark Irwin (08) 9205 8502 mark.irwin@stirling.wa.gov.au
Doubleview Ward	 Deputy Mayor Councillor – Stephanie Proud JP 0411 070 793 stephanie.proud@stirling.wa.gov.au  Councillor – Elizabeth Re 0419 913 988 elizabeth.re@stirling.wa.gov.au
Balga Ward	 Councillor – Andrea Creado 0413 495 314 andrea.creado@stirling.wa.gov.au  Councillor – Keith Sargent 0402 202 149 keith.sargent@stirling.wa.gov.au
Coastal Ward	 Councillor – Felicity Farrelly 0407 170 090 felicity.farrelly@stirling.wa.gov.au  Councillor – Tony Krsticevic 0419 220 062 tony.krsticevic@stirling.wa.gov.au
Hamersley Ward	 Councillor – Chris Hatton 0439 752 279 chris.hatton@stirling.wa.gov.au  Councillor – Karlo Perkovic 0447 904 714 karlo.perkovic@stirling.wa.gov.au
Inglewood Ward	 Councillor – Blanca Sandri 0439 185 175 blanca.sandri@stirling.wa.gov.au  Councillor – David Lagan 0408 068 597 david.lagan@stirling.wa.gov.au
Lawley Ward	 Councillor – Joe Ferrante 0418 891 274 joe.ferrante@stirling.wa.gov.au  Councillor – Suzanne Migdale 0417 137 362 suzanne.migdale@stirling.wa.gov.au
Osborne Ward	 Councillor – Lisa Thornton 0490 237 604 lisa.thornton@stirling.wa.gov.au  Councillor – Teresa Olow 0402 232 210 teresa.olow@stirling.wa.gov.au

THE YEAR AHEAD

The 2022/23 Budget has been developed in line with the State Government's Integrated Planning and Reporting Framework and supports the delivery of the City's Corporate Business Plan 2022-2026.

Long-term financial sustainability is a key objective of the City's financial plan and annual budget. With careful planning, the City has the financial resources to achieve a comprehensive range of services and deliver a number of major projects.

Moving in to 2022/23, the City continues to be in a solid financial position, remaining debt free, with its finances aligned to strategic priorities. During this period, the City will spend significant funds on the maintenance and improvement of its infrastructure. This includes:

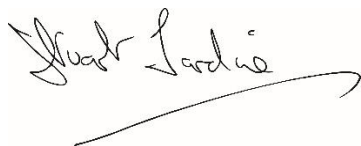
- \$18.6M on roads, drainage and footpaths
- \$2.9M on rights of way
- \$19.2M of capital building works
- \$12.9M on parks and reserves

Major capital works for 2022/23 will include:

- \$3.7 million for Stage 2 of the Terry Tyzack Aquatic Centre redevelopment
- \$950,000 for the renewal of the North Beach Soccer Club – funded through the Federal Government's Local Roads Community Infrastructure program (LRCI)
- \$940,382 for the design and construction of a new facility for the Carine Cats Ball Club – with \$300,000 provided by the Federal Government
- \$700,000 in drainage works for Weaponess Road – highlighted for priority following severe storm and flood damage in 2021
- \$600,000 for additional solar panel installations as part of the City's Solar Escalation Program to bring investments in line with achieving our 2030 renewable energy targets.

The 2022/23 budget will also invest in a range of other projects to support our community and create a sustainable future. These include support for homelessness, public art projects, a safer communities CCTV initiative and development of a plan for community infrastructure in the Stirling City Centre. Grants will be provided to support business innovation and sponsorship for major events to attract visitors and create activity in our local centres.

This 2022/23 Budget charts a path to achieve the vision and priorities set out in the City's new Strategic Community Plan and will ensure that we create a bright future for everyone living, working and enjoying the City of Stirling – the City of Choice



Stuart Jardine PSM

CHIEF EXECUTIVE OFFICER

BUDGET OVERVIEW

The City of Stirling is the largest local government in Western Australia based on population, revenue and expenditure.

The 2022/23 Budget is balanced and consists of:

Where we collect the money from	\$'m
Rates	150.9
Operating Revenue	99.3
Capital Grants	13.1
Proceeds from Disposal of Assets	1.7
Revenue	265.0

Where we spend the money	\$'m
Operating Expenditure Excluding Non-Cash Amounts	(205.5)
Capital Expenditure	(50.0)
Carry Forward Capital Works	(32.5)
Expenditure	(288.0)

Reserves, Town Planning Scheme and Trust Monies Movement	\$'m
Transfers from Reserves	10.1
Transfers to Reserves	(23.0)
Net Movement	(12.9)

Estimated Opening Funds	35.9
--------------------------------	-------------

Balanced Budget	0.0
------------------------	------------

LONG TERM FINANCIAL PLAN 2023/24 – 2032/33

The Long-Term Financial Plan (LTFP) is an integral component of the Integrated Planning and Reporting Framework. It provides the financial link between the Strategic Community Plan, the Corporate Business Plan and the Asset Management Plans to ensure the City can deliver on its strategic objectives over the next 10 years.

The plan has been updated on a 4-year basis with the last published plan being the 2018/19 – 2027/28 plan. Changing City priorities and the unforeseen impact of COVID-19 have meant that this plan has little relevance. Going forward, the plan will be refreshed on a more regular basis to reflect the impact of major financial changes.

The Long-Term Financial Plan 2023/24 – 2032/33 Rate Setting Statement has been included in this document – see Page 33. This Statement assumes a balanced budget, modest rate increases and investment in major capital projects funded from the City's Reserves.

CAPITAL BUDGET SUMMARY

	2022/23 Budget New Capital	2021/22 Budget Carry Forward Capital Works	Total Capital
	\$	\$	\$
Engineering Projects			
Road Renewal Program	10,702,234	195,734	10,897,968
Footpaths Program	1,636,500	375,750	2,012,250
Rights of Way Program	2,856,000	81,000	2,937,000
Drainage Program	3,740,000	1,980,187	5,720,187
Other Infrastructure Renewals	1,635,000	1,193,525	2,828,525
	20,569,734	3,826,196	24,395,930
Facilities, Projects and Assets Projects			
Major & Strategic Projects	4,100,000	8,876,276	12,976,276
Building Renewal Program	3,537,923	1,594,053	5,131,976
Energy Improvement Program	1,007,000	133,000	1,140,000
	8,644,923	10,603,329	19,248,252
Parks and Sustainability Projects			
Community Parklands Upgrades	925,000	402,225	1,327,225
Citywide Park Asset Refurbishment	2,850,800	889,187	3,739,987
Million Trees & Revegetation Program	1,449,000	1,110,053	2,559,053
Sports Reserves Infrastructure	1,633,000	1,413,599	3,046,599
Irrigation Program	2,078,000	100,670	2,178,670
	8,935,800	3,915,734	12,851,534
Other Projects			
Fleet Replacements	5,519,600	11,002,040	16,521,640
Plant & Equipment Purchases	3,403,273	669,259	4,072,532
CCTV Program	140,000	14,293	154,293
Technology Projects & Upgrades	2,806,500	1,978,200	4,784,700
Subdivision Works	0	524,325	524,325
	11,869,373	14,188,117	26,057,490
Total	50,019,830	32,533,376	82,553,206

STATUTORY STATEMENTS

STATEMENT OF COMPREHENSIVE INCOME – BY NATURE & TYPE FOR THE YEAR ENDING 30 JUNE 2023

	Note	2022/23 Budget	2021/22 Actual	2021/22 Budget
		\$	\$	\$
Revenue				
Rates	1(a)	150,930,551	144,933,530	144,596,849
Underground Power		1,383,484	5,907,478	7,162,153
Operating Grants, Subsidies and Contributions	8	17,045,844	24,070,726	17,440,372
Fees and Charges	7	21,121,292	22,360,101	21,734,022
Waste Service Charge	1(c)	41,162,367	39,836,203	40,148,524
Security Service Charge	1(d)	3,572,100	3,071,504	3,060,000
Interest Earnings	9(a)	1,777,860	1,330,425	1,650,395
Registrations/Licenses and Permits		4,315,430	4,160,359	4,424,370
Other Revenue		8,428,411	7,629,993	6,348,693
		249,737,339	253,300,319	246,565,378
Expenses				
Employee Costs		(96,761,185)	(92,509,566)	(93,077,383)
Materials and Contracts – Direct Maintenance of Non-current Assets		(25,810,744)	(24,179,409)	(25,062,612)
Materials and Contracts - Other Works		(67,734,765)	(68,937,941)	(73,104,348)
Underground Power		(1,388,484)	(5,250,298)	(7,477,829)
Utilities		(7,809,160)	(7,637,612)	(7,638,260)
Depreciation & Amortisation		(51,793,718)	(51,360,169)	(50,614,808)
Insurance		(2,155,004)	(1,894,428)	(1,872,343)
Other Expenditure		(3,489,652)	(3,733,418)	(4,095,192)
		(256,942,712)	(255,502,841)	(262,942,775)
Subtotal		(7,205,373)	(2,202,522)	(16,377,397)
Non-Operating Grants, Subsidies and Contributions	8	13,147,284	23,804,611	22,736,915
Contribution to Associated Entity		0	28,333,334	0
Profit on Asset Disposals	4(b)	464,237	1,339,217	318,100
(Loss) on Asset Disposals	4(b)	(380,483)	(586,252)	(1,103,795)
		13,231,038	52,890,910	21,951,220
Net Result	3	6,025,665	50,688,388	5,573,823
Total Comprehensive Income		6,025,665	50,688,388	5,573,823

This statement is to be read in conjunction with the accompanying notes.

STATEMENT OF COMPREHENSIVE INCOME – BY PROGRAM FOR THE YEAR ENDING 30 JUNE 2023

	Note	2022/23 Budget \$	2021/22 Actual \$	2021/22 Budget \$
Revenue				
General Purpose Funding		157,280,311	159,822,606	150,807,579
Governance		1,558,672	1,677,221	1,523,316
Law, Order and Public Safety		4,249,125	3,930,670	3,721,395
Health		192,220	289,523	192,220
Education and Welfare		10,917,246	12,346,429	12,251,804
Community Amenities		46,465,820	48,055,893	46,300,215
Recreation and Culture		17,699,435	15,792,436	14,720,350
Transport		2,376,100	2,615,341	2,560,500
Economic Services		3,460,794	2,341,159	9,366,303
Other Property and Services		5,537,616	6,429,041	5,121,696
		249,737,339	253,300,319	246,565,378
Expenses Excluding Finance Costs				
General Purpose Funding		(1,100,000)	(112,589)	0
Governance		(14,662,328)	(14,021,279)	(13,235,795)
Law, Order and Public Safety		(9,615,671)	(8,786,857)	(8,515,844)
Health		(2,960,764)	(2,942,384)	(2,947,685)
Education and Welfare		(18,559,580)	(20,678,982)	(19,628,661)
Community Amenities		(51,960,003)	(47,055,485)	(52,662,020)
Recreation and Culture		(78,146,044)	(77,796,989)	(75,515,585)
Transport		(59,408,746)	(61,139,731)	(60,139,524)
Economic Services		(7,202,303)	(5,454,173)	(13,027,917)
Other Property and Services		(13,327,273)	(17,514,372)	(17,269,744)
		(256,942,712)	(255,502,841)	(262,942,775)
Subtotal		(7,205,373)	(2,202,522)	(16,377,397)
Non-Operating Grants, Subsidies and Contributions	8	13,147,284	23,804,611	22,736,915
Contribution to Associated Entity		0	28,333,334	0
Profit on Asset Disposals	4(b)	464,237	1,339,217	318,100
(Loss) on Asset Disposals	4(b)	(380,483)	(586,252)	(1,103,795)
		13,231,038	52,890,910	21,951,220
Net Result	3	6,025,665	50,688,388	5,573,823
Total Comprehensive Income		6,025,665	50,688,388	5,573,823

This statement is to be read in conjunction with the accompanying notes.

KEY TERMS AND DEFINITIONS – REPORTING PROGRAMS

In order to discharge its responsibilities to the community, Council has developed a set of operational and financial objectives. These objectives have been established both on an overall basis, reflected by the City's Community Vision, and for each of its broad activities/programs.

OBJECTIVE	ACTIVITIES
General Purpose Funding	
To collect revenue to allow for the provision of services.	Rates Income and Expenditure, Grants Commission allocation and Pensioner Deferred Rates, Interest and Interest on Investments.
Governance	
To provide a decision-making process for the efficient allocation of scarce resources.	Administration and operation of facilities and services to members of City; Other costs that relate to the tasks of assisting elected members and ratepayers on matters which do not concern specific City services; All other governance related activities in areas such as City Support, Administration, Finance and Information Services have been allocated down to the Programs that these costs support.
Law, Order and Public Safety	
To provide services to help ensure a safer community.	Supervision of various local laws, security, fire prevention, emergency services and animal control.
Health	
To provide for an operational framework for good community health.	Food quality and pest control, health education, health related emergencies response.
Education and Welfare	
To meet the needs of the community in these areas.	Provision, management and support services for families, children and the aged and disabled within the community.
Community Amenities	
Provide services required by the community.	Town planning and development, rubbish collection services, noise control, stormwater drainage, the provision of public conveniences, bus shelters, roadside furniture and litter control.
Recreation and Culture	
To establish and manage efficiently infrastructure and resources which will help the social wellbeing of the community.	Provision of facilities and support for organisations concerned with leisure time activities and sport, support for the performing and creative arts and the preservation of the national estate. This includes maintenance of halls, aquatic centres, recreation and community centres, parks, gardens, sports grounds and the operation of libraries.
Transport	
To provide effective and efficient transport services for the community.	Construction, maintenance and cleaning of streets, roads, bridges, drainage works, footpaths, parking facilities, traffic signs and the Council Operation Centre, street lighting, traffic lights, including development, plant purchase and maintenance.
Economic Services	
To help promote the City and its economic well being	To plan facilities and regulate land use consistent with community expectations and environmental considerations.
Other Property and Services	
To provide effective and efficient property services to the community and to monitor and control Council's overheads operating accounts	Private works operations, public works overheads, City plant operations and repair costs, land and property services and others that cannot be assigned to one of the preceding programs.

STATEMENT OF CASH FLOWS

FOR THE YEAR ENDING 30 JUNE 2023

	Note	2022/23 Budget	2021/22 Actual	2021/22 Budget
		\$	\$	\$
CASH FLOWS FROM OPERATING ACTIVITIES				
Receipts				
Rates	1(a)	150,930,551	144,933,530	145,196,849
Fees and Charges	7	21,121,292	22,360,101	26,158,392
Service Charges	1(c), 1(d)	44,734,467	42,907,707	43,208,524
Interest Earned		1,777,860	1,330,425	1,650,395
Other Grants and Contributions		1,372,315	2,677,812	2,758,996
Other Revenue		8,428,411	7,629,993	6,348,693
		228,364,896	221,839,568	225,321,849
Payments				
Employee Costs		(112,349,825)	(104,202,135)	(107,953,549)
Materials and Contracts		(75,301,779)	(81,848,862)	(86,555,434)
Underground Power Contribution to Western Power		(1,383,484)	(5,778,669)	(6,263,669)
Utility Expenses		(7,809,160)	(7,637,612)	(7,638,260)
Insurance Expenses		(2,155,004)	(1,894,428)	(1,872,342)
Other Expenditure		(3,489,652)	(3,733,418)	(4,095,192)
		(202,488,904)	(205,095,124)	(214,378,446)
Net Cash Provided by Operating Activities	3	25,875,992	16,744,444	10,943,403
CASH FLOWS USED IN INVESTING ACTIVITIES				
Payments for Construction of Infrastructure		(38,127,898)	(43,547,838)	(46,840,548)
Payments for Purchases of Property, Plant and Equipment		(31,323,267)	(17,790,182)	(22,854,595)
Proceeds from Sale of Property, Plant and Equipment	4(b)	1,719,090	4,777,073	2,891,200
Capital Grants and Contributions	8	13,147,284	23,804,611	22,736,915
Operating Government Grants		14,738,409	17,202,791	13,750,165
Net Cash Used in Investing Activities		(39,846,382)	(15,553,545)	(30,316,863)
CASH FLOWS FROM FINANCING ACTIVITIES				
		0	0	0
Net Cash Provided in Financing Activities		0	0	0
Net Increase/(Decrease) in Cash Held		(13,970,390)	1,190,899	(19,373,460)
Cash at Beginning of Year		133,522,129	132,331,230	115,513,804
Cash and Cash Equivalents at the End of the Year	3	119,551,739	133,522,129	96,140,344

The statement is to be read in conjunction with the accompanying notes.

RATE SETTING STATEMENT BY NATURE & TYPE FOR THE YEAR ENDING 30 JUNE 2023

	Note	2022/23 Budget \$	2021/22 Actual \$	2021/22 Budget \$
OPERATING ACTIVITIES				
Net Current Assets at Start of Financial Year - Surplus	2(a)	35,929,911	27,248,432	38,067,481
Revenue from operating activities (excluding rates)				
Underground Power		1,383,484	5,907,478	7,162,153
Operating Grants, Subsidies and Contributions	8	17,045,844	24,070,726	17,440,372
Fees and Charges	7	21,121,292	22,360,101	21,734,022
Waste Service Charge	1(c)	41,162,367	39,836,203	40,148,524
Security Service Charge	1(d)	3,572,100	3,071,504	3,060,000
Interest Earnings	9(a)	1,777,860	1,330,425	1,650,395
Registrations/Licenses and Permits		4,315,430	4,160,359	4,424,370
Other Revenue		8,428,411	7,629,993	6,348,693
Profit on Asset Disposals	4(b)	464,237	1,339,217	318,100
		99,271,025	109,706,006	102,286,629
Expenditure from operating activities				
Employee Costs		(96,761,185)	(92,509,566)	(93,077,383)
Materials and Contracts – Direct Maintenance of Non-current Assets		(25,810,744)	(24,179,409)	(25,062,612)
Materials and Contracts – Other Works		(67,734,765)	(68,937,941)	(73,104,348)
Underground Power		(1,388,484)	(5,250,298)	(7,477,829)
Utilities		(7,809,160)	(7,637,612)	(7,638,260)
Depreciation & Amortisation		(51,793,718)	(51,360,169)	(50,614,808)
Insurance		(2,155,004)	(1,894,428)	(1,872,343)
Other Expenditure		(3,489,652)	(3,733,418)	(4,095,192)
Loss on Asset Disposals	4(b)	(380,483)	(586,252)	(1,103,795)
		(257,323,195)	(256,089,093)	(264,046,570)
Non-Cash Amounts Excluded from Operating Activities	2(b)	51,709,964	50,607,204	51,400,504
Amount Attributable to Operating Activities		(70,412,295)	(68,527,451)	(72,291,956)
INVESTING ACTIVITIES				
Capital Grants and Contributions	8	13,147,284	23,804,611	22,736,915
Purchase of Property, Plant and Equipment	4(a)	(18,331,296)	(12,555,225)	(23,604,929)
Construction of Infrastructure	4(a)	(29,357,534)	(19,274,773)	(28,834,600)
Purchase of Intangible Assets	5(a)	(2,331,000)	(329,778)	(938,751)
Proceeds from Disposal of Assets	4(b)	1,719,090	4,777,073	2,891,200
Carry Forward Capital Works	2(a)(ii)	(32,533,376)	(26,225,767)	(43,379,942)
Contribution to Associated Entity		0	(28,333,333)	0
Amount Attributable to Investing Activities		(67,686,832)	(58,137,192)	(71,130,107)
FINANCING ACTIVITIES				
Transfer to and from Town Planning Schemes and Trust		0	(162,017)	0
Transfer to Cash Backed Reserves	6	(32,661,411)	(14,561,448)	(10,899,830)
Transfer from Cash Backed Reserves	6(a), 6(b)	19,829,986	32,384,489	9,725,044
Amount Attributable to Financing Activities		(12,831,425)	17,661,024	(1,174,786)
Budgeted Deficiency Before General Rates		(150,930,551)	(109,003,619)	(144,596,849)
Estimated Amount to be Raised from General Rates	1	150,930,551	144,933,530	144,596,849
Net Current Assets at End of Financial Year - Surplus	2(a)	0	35,929,911	0

This statement is to be read in conjunction with the accompanying notes.

NOTES TO THE BUDGET**Page**

SIGNIFICANT ACCOUNTING POLICIES	13
NOTE 1. RATES AND SERVICE CHARGES	17
NOTE 2. NET CURRENT ASSETS	20
NOTE 3. RECONCILIATION OF CASH	22
NOTE 4. FIXED ASSETS.....	23
NOTE 5. INTANGIBLE ASSET	26
NOTE 6. RESERVES.....	27
NOTE 7. FEES AND CHARGES	30
NOTE 8. GRANT REVENUE.....	30
NOTE 9. OTHER INFORMATION.....	31
NOTE 10. MAJOR LAND TRANSACTIONS	32
NOTE 11. TOWN PLANNING SCHEMES	32

SIGNIFICANT ACCOUNTING POLICIES

The significant policies which have been adopted in the preparation of these Budget Statements are:

(a) Basis of Preparation

The budget has been prepared in accordance with applicable Australian Accounting Standards (as they apply to Local Governments and not-for-profit entities), Australian Accounting Interpretations, other authoritative pronouncements of the Australian Accounting Standards Board, the *Local Government Act 1995* and accompanying regulations. Material Accounting Policies which have been adopted in the preparation of this budget are presented below and have been consistently applied unless stated otherwise.

Except for cash flow and rate setting information, the budget has also been prepared on the accrual basis and is based on historical costs, modified where applicable, by the measurement at fair value of selected non-current assets, financial assets and liabilities.

The Local Government Reporting Entity

All Funds through which the City controls resources to carry on its functions have been included in the Financial Statements forming part of this Budget.

In the process of reporting on the local government as a single unit, all transactions and balances between those funds (for example, loans and transfers between funds) have been eliminated. All monies held in the Trust Fund are excluded from the Financial Statements.

(b) 2021/22 Actual Balances

Balances shown in this budget as 2021/22 Actual are as forecast at the time of budget preparation and are subject to final adjustment.

(c) Change in accounting policies

On the 1 July 2022, no new accounting policies are to be adopted and no new policies are expected to impact the annual budget.

(d) Rounding Off Figures

All figures shown in this budget, other than a rate in the dollar, are rounded to the nearest dollar. This may result in minor variations between individual schedules.

(e) Rates, Grants, Donations and Other Contributions

The rating and reporting periods coincide. All rates levied for the year are recognised as revenue. Control over assets acquired from rates is obtained at the commencement of the rating period or, where earlier, upon receipt of the rates.

All grants, donations and other contributions are recognised as revenue when the City obtains control over the monies (assets) comprising the contributions. Expenditure of those monies is made in the manner specified under the conditions upon which the City received those monies.

(f) Goods and Services Tax

Revenues, expenses and assets are recognised net of the amount of GST, except where the amount of GST incurred is not recoverable from the Australian Taxation Office (ATO).

Receivables and payables are stated inclusive of GST receivable or payable. The net amount of GST recoverable from, or payable to, the ATO is included with receivables or payables in the statement of financial position.

Cash flows are presented on a Gross basis. The GST components of cash flows arising from investing or financing activities which are recoverable from, or payable to, the ATO are presented as operating cash flows.

(g) Superannuation

The City makes compulsory contributions to Superannuation Plans on behalf of its employees. Amendments to the Local Government Regulations in 2006 enabled freedom of choice for superannuation under the requirements of the Commonwealth Government rules for superannuation schemes. This change allows employees to choose superannuation plans other than the WA Local Government Superannuation Plan (WALGSP) and also provides for the current WALGSP to be the default scheme should an employee not choose another scheme.

(h) Trade and Other Receivables

Trade and other receivables include amounts due from ratepayers for unpaid rates and service charges and other amounts due from third parties for goods sold and services performed in the ordinary course of business.

Receivables expected to be collected within 12 months of the end of the reporting period are classified as current assets. All other receivables are classified as non-current assets.

Collectability of trade and other receivables is reviewed on an ongoing basis. Debts that are known to be uncollectible are written off when identified. An allowance for doubtful debts is raised when there is objective evidence that they will not be collectible. Bad debts are identified and approved in accordance with the City's policy.

(i) Inventories

General

Inventories are valued at the lower of cost and net realisable value. Net realisable value is the estimated selling price in the ordinary course of business less the estimated costs of completion and the estimated costs necessary to make the sale.

Inventories are classified as current even if not expected to be realised in the next 12 months.

Land Held for Sale

Land held for development and sale is valued at the lower of cost and net realisable value. Cost includes the cost of acquisition, development, borrowing costs and holding costs until completion of development. Finance costs and holding charges incurred after development is completed are expensed.

Gains and losses are recognised in profit or loss at the time of signing an unconditional contract of sale if significant risks and rewards, and effective control over the land, are passed on to the buyer at this point.

Land held for sale is classified as current except where it is held as non-current based on City's intentions to release for sale.

(j) Trade and Other Payables

Trade and other payables represent liabilities for goods and services provided to the City prior to the end of the financial year that are unpaid and arise when the City becomes obliged to make future payments in respect of the purchase of these goods and services.

(k) Employee Benefits

Short-Term Employee Benefits

Provision is made for the City's obligations for short-term employee benefits. Short-term employee benefits are benefits (other than termination benefits) that are expected to be settled wholly before 12 months after the end of the annual reporting period in which the employees render the related service, including wages, salaries and sick leave. Short-term employee benefits are measured at the (undiscounted) amounts expected to be paid when the obligation is settled.

The City's obligations for short-term employee benefits such as wages, salaries and sick leave are recognised as a part of current trade and other payables in the statement of financial position. The City's obligations for employees' annual leave and long service leave entitlements are recognised as provisions in the statement of financial position.

Other Long-Term Employee Benefits

Provision is made for employees' long service leave and annual leave entitlements not expected to be settled wholly within 12 months after the end of the annual reporting period in which the employees render the related service. Other long-term employee benefits are measured at the present value of the expected future payments to be made to employees. Expected future payments incorporate anticipated future wage and salary levels, durations of service and employee departures and are discounted at rates determined by reference to market yields at the end of the reporting period on government bonds that have maturity dates that approximate the terms of the obligations. Any re-measurements for changes in assumptions of obligations for other long-term employee benefits are recognised in profit or loss in the periods in which the changes occur.

The City's obligations for long-term employee benefits are presented as non-current provisions in its statement of financial position, except where the City does not have an unconditional right to defer settlement for at least 12 months after the end of the reporting period, in which case the obligations are presented as current provisions.

The provision for employee entitlements relates to amounts expected to be paid to employees for long service leave and annual leave and is based on legal and contractual entitlements. The funds in the City's staff leave liabilities reserve bank account are considered adequate.

Provisions for sick leave are not made in the accounts as they are non-vesting and are paid when incurred.

(l) Borrowings

The balance of the bank overdraft amount reflects the book position and includes cheques that have been drawn but have not yet been debited to the bank account. Funds are maintained in investment until required.

(m) Provisions

Provisions are recognised when the City has a legal or constructive obligation, as a result of past events, for which it is probable that an outflow of economic benefits will result and that outflow can be reliably measured.

Provisions are measured using the best estimate of the amounts required to settle the obligation at the end of the reporting period.

(n) Current and Non-Current Classification

In the determination of whether an asset or liability is current or non-current, consideration is given to the time when each asset or liability is expected to be settled. The asset or liability is classified as current if it is expected to be settled within the next 12 months, being the City's operational cycle. In the case of liabilities where the City does not have the unconditional right to defer settlement beyond 12 months, such as vested long service leave, the liability is classified as current even if not expected to be settled within the next 12 months. Inventories held for trading are classified as current even if not expected to be realised in the next 12 months except for land held for resale where it is held as non-current based on the City's intentions to release for sale.

(o) Contract Assets

A contract asset is the right to consideration in exchange for goods or services the entity has transferred to a customer when that right is conditioned on something other than the passage of time.

(p) Contract Liabilities

An entity's obligation to transfer goods or services to a customer for which the entity has received consideration (or the amount is due) from the customer. Grants to acquire or construct recognisable non-financial assets to be controlled by the City are recognised as a liability until such time as the City satisfies its obligations under the agreement.

(q) Comparative Figures

Where required, comparative figures have been adjusted to conform with changes in presentation for the current financial year.

(r) Budget Comparative Figures

Unless otherwise stated, the budget comparative figures shown in this budget document relate to the original budget estimate for the relevant item of disclosure.

(s) Interest in Regional Councils

The City's interest in two Regional Councils has been recognised in the financial statements at cost of contributed equity.

The City is a member of Mindarie Regional Council, holding a one third share. This investment was initially recognised at cost and has been revalued to fair value according to Local Government (Financial Management) Regulations 1996.

The City also has a one third share of Tamala Park Regional Council (TPRC). The investment is adjusted for any equity distribution by TRPC as well as net sales. The sales are shown as non-operating revenue and also adjusted against investment.

(t) Critical Accounting Estimates

The preparation of a financial report in conformity with Australian Accounting Standards requires management to make judgements, estimates and assumptions that effect the application of policies and reported amounts of assets and liabilities, income and expenses.

The estimates and associated assumptions are based on historical experience and various other factors that are believed to be reasonable under the circumstances. The results of this experience and other factors combine to form the basis of making judgements about carrying values of assets and liabilities not readily apparent from other sources. Actual results may differ from these estimates.

NOTE 1. RATES AND SERVICE CHARGES

(a) Rating Information

RATE TYPE	Rate in \$	Number of properties	Rateable value	Vacant Concession	2022/23 Budget	2021/22 Actual	2021/22 Budget
					\$	\$	\$
Differential general rate or general rate							
Gross rental valuations							
Residential	0.059659	58,056	1,366,532,328	0	81,525,952	77,843,245	77,848,238
Industrial	0.060546	1,848	225,571,797	0	13,657,470	12,834,994	12,836,898
Commercial	0.054898	1,622	316,878,563	0	17,395,999	17,001,064	17,018,032
Vacant	0.082347	1,294	30,893,230	(161,641)	2,382,324	2,470,534	2,471,249
Sub-Totals		62,820	1,939,875,918	(161,641)	114,961,745	110,149,837	110,174,417
	Minimum						
Minimum payment	\$						
Gross rental valuations							
General Minimum	893	38,926	475,024,420	0	34,760,918	33,719,130	33,560,058
Parkland Villas (under 36m ²)	742	7	76,440	0	5,194	5,005	5,005
Strata Titled Storage Units	579	58	290,166	0	33,582	31,248	31,248
Sub-Totals		38,991	475,391,026	0	34,799,694	33,755,383	33,596,311
Interim Rates					1,169,112	1,028,310	826,121
Total		101,811	2,415,266,944	(161,641)	150,930,551	144,933,530	144,596,849

For the 2022/23 financial year, and in accordance with the provisions of Section 6.33 of the *Local Government Act 1995*, the City of Stirling have adopted a Differential Rates strategy with a different rate in the dollar applied to each of the 4 property categories. The key values of objectivity, fairness, equity and transparency have been applied when setting the rate in the dollar.

A higher Rate in the \$ for vacant land was introduced in 2020/21 to encourage owners to develop their land to help create vibrant communities and support the local economy. The 2022/23 Budget includes a concession scheme to provide more support to owners while they are undertaking development. In accordance with the provisions of Section 6.47 of the *Local Government Act 1995*, a concession will be granted on 1 July 2022 to owners of land that has been classified as vacant for less than two years at that date. The concession will have the effect of reducing the Rate in the \$ charged from the vacant rate to the relevant differential rate (Residential, Industrial or Commercial).

(b) Interest Charges and Instalments – Rates and Service Charges

The following instalment options are available to ratepayers for the payment of rates and service charges.

Instalment Options	Date Due	Instalment Plan Interest Rate	Unpaid Rates Interest Rates
		%	%
Option One			
Single Full Payment	26/08/2022	0%	5%
Option Two			
First Instalment	26/08/2022	1.5%	5%
Second Instalment	11/11/2022	1.5%	5%
Option Three			
First Instalment	26/08/2022	1.5%	5%
Second Instalment	11/11/2022	1.5%	5%
Third Instalment	13/01/2023	1.5%	5%
Fourth Instalment	17/03/2023	1.5%	5%
Option Four			
First Instalment	26/08/2022	0%	0%
Weekly (42 instalments)	*	0%	0%
Fortnightly Instalment (21 instalments)	*	0%	0%
Monthly Instalment (10 instalments)	*	0%	0%

Revenue	2022/23 Budget	2021/22 Actual	2021/22 Budget
	\$	\$	\$
Arrangement Administration Charges	2,000	5,018	3,990
Instalment Interest	250,000	299,345	300,000
Late Payment Penalty Interest	250,000	224,285	300,000
Pensioner Deferred Rates Interest Grant	0	24,448	0
	502,000	553,095	603,990

The City, in accordance with the provisions of Section 6.45 of the *Local Government Act 1995*, for the 2022/23 financial year, will impose the administration fees and interest charges for payment of rates, ESL, domestic refuse charge, property surveillance and security service charge, underground power charges and private swimming pool inspection fees where the owner has elected to pay rates (and service charges) by way of an instalment option.

In accordance with the provisions of Section 6.49 of the *Local Government Act 1995*, the Chief Executive Officer can, during the 2022/23 financial year, enter into special payment agreements with ratepayers for the payment of rates, ESL, domestic refuse charge, property surveillance and security service charge and private swimming pool inspection fees.

(c) Waste Service Charge

The Waste Service Charge provides for the provision of services that ensures the City waste collections and amenity are maintained while reducing the associated environmental footprint.

Domestic services include the collection, sorting and recycling of domestic waste from General (red lid), Co-mingled recycling (yellow lid) and Garden organic waste (lime green lid) mobile garbage bins in line with the 'Better Bin' guidelines previously set by the Western Australian Waste Authority. These services have been implemented to increase recycling to meet the State Government's Waste Avoidance and Resource Recovery Strategy 2030 and to keep the Refuse Charge low by reducing waste to landfill which is subject to an increasing landfill levy.

The provision of On Demand services continues with each household able to order a Skip Bin and the direct collection of Mattresses, E-Waste and White goods once per year. Additional waste can be disposed through the provision of Tip-pass vouchers which allow for the disposal of clean green waste, clean sand and rubble, and mixed waste as well as mattresses and refrigerators/air conditioners at the Recycling Centre Balcatta. Bulk green waste collections continue to be based on a nine month rotating schedule. Access is provided to residents through the City's Recycling Centre Balcatta for the disposal of Hazardous materials, E-Waste, recyclables and reusable household items.

In addition to the household waste service, the Waste Service Charge enables the maintenance of street and reserve public litter bins, management of illegal dumping, and the maintenance and development of the City's Recycling Centre in Balcatta.

It is to be recognised that the City has a base level of service for units and households with a variety of additional options depending on need (bin delivery fees apply for additional service options). The City will deliver this service to over 101,903 residential properties in the 2022/23 year. These are:

Standard Service	\$ 355
Shared Service (multi-unit dwellings only)	\$ 310
Upgrade from 140L to 240L General Waste bin (Red Top)	\$ 150
Upgrade from 240L to 360L Co-mingled Waste bin (Yellow Top)	\$ 20
Additional Green 240L Garden Waste Bin	\$ 45
Additional Yellow 240L Co-mingled Recycling Bin	\$ 45
Additional Yellow 360L Co-mingled Recycling Bin	\$ 45
Additional Mobile Garbage Bin for Upgrades	\$ 100
New Service Levy - Shared	\$ 100
New Service Levy - Standard	\$ 200

	2022/23 Budget	2021/22 Actual	2021/22 Budget
	\$	\$	\$
Waste Service Charge	41,162,367	39,836,203	40,148,524

It is expected that the revenue raised will be expended on the provision of services. If surplus funds are identified at the end of the year, these funds will be transferred to a specific reserve for use in providing the service in future years.

(d) Property Surveillance and Security Charge

The Program aims to meet the community's concerns through security patrols and security awareness. It is expected that the revenue raised will be expended on the provision of services. If surplus funds are identified at the end of the year, these funds will be transferred to a specific reserve for use in providing the service in future years.

Service Charge	Amount of Charge	2022/23 Budget	2021/22 Actual	2021/22 Budget
	\$	\$	\$	\$
Property Surveillance and Security Charge	35	3,572,100	3,071,504	3,060,000

NOTE 2. NET CURRENT ASSETS

(a) Composition of Estimated Net Current Assets

Regulation 31 of the Local Government (Financial Management) Regulations 1996 requires local governments to calculate the Net Current Assets carried forward from the previous year and factor that into the forthcoming budget calculations.

The Net Current Assets (otherwise known as Opening Funds) was estimated as follows:

	Note	2021/22 Actual
		\$
Current Assets		
Cash and Cash Equivalents - Unrestricted	3	66,446,282
Cash and Cash Equivalents - Restricted	3	67,075,849
Receivables		15,607,271
Inventories		410,891
		<u>149,540,293</u>
Less: Current Liabilities		
Trade and Other Payables		(38,408,535)
Provisions		(26,769,467)
		<u>(65,178,002)</u>
Estimated Net Current Assets		<u>84,362,291</u>
(i) Calculating the Opening Funds - 1 July		
Estimated Net Current Assets		84,362,291
Adjustments to Net Current Assets		
(Less): Cash - Restricted Reserves	3	(67,075,849)
Add: Provisions for Employee Benefit Provisions		18,643,469
		<u>(48,432,380)</u>
(Less): Provisional Carry Forward Capital Works		<u>(32,533,376)</u>
Estimated Opening Funds		<u>3,396,535</u>
(ii) Reconciliation of Estimated Opening Funds as above to the Rate Setting Statement		
Estimated Opening Funds		3,396,535
Provisional Carry Forward Capital Works		32,533,376
Net Current Assets at End of Financial Year - Surplus		<u>35,929,911</u>

(b) Operating Activities Items excluded from calculation of budgeted deficiency

When calculating the budget deficiency for the purpose of Section 6.2 (2)(c) of the *Local Government Act 1995* the following amounts have been excluded as provided by Local Government (Financial Management) Regulation 32 which will not fund the budgeted expenditure.

	Note	2022/23 Budget	2021/22 Actual	2021/22 Budget
		\$	\$	\$
Operating Activities Excluded from Budgeted Deficiency				
The following non-cash revenue or expenditure have been excluded from operating activities within the Rate Setting Statement.				
Adjustments to Operating Activities				
Less: Profit on Disposal of Assets	4(b)	(464,237)	(1,339,217)	(318,100)
Add: Loss on Disposal of Assets	4(b)	380,483	586,252	1,103,795
Add: Leave Provisions Written Back		0		0
Add: Fixed Asset Depreciation	4(c)	51,430,991	50,997,442	50,336,637
Add: Intangible Asset Amortisation	5(b)	362,727	362,727	278,172
Add: Movement non-current assets and liabilities and committed grants		0	0	0
Less: Reversal of Prior Years Revaluation		0	0	0
Non-Cash Amounts Excluded from Operating Activities		51,709,964	50,607,204	51,400,504

NOTE 3. RECONCILIATION OF CASH

For the purposes of the Statement of Cash Flows, cash includes cash and cash equivalents, net of outstanding bank overdrafts. Estimated cash at the end of the reporting period is as follows:

	Note	2022/23 Budget	2021/22 Actual	2021/22 Budget
		\$	\$	\$
Unrestricted Cash and Cash Equivalents		50,626,949	66,446,282	31,054,000
Restricted Cash and Cash Equivalents – Reserves	6	68,924,790	67,075,849	65,086,344
		119,551,739	133,522,131	96,140,344
Reconciliation of Net Cash Provided by Operating Activities to Net Result				
Net result		6,025,665	(26,412,169)	5,573,823
Depreciation	4(c)	51,430,991	50,997,442	50,336,637
Amortisation	5(b)	362,727	362,727	278,172
(Profit)/Loss on Sale of Asset	4(b)	(83,754)	(1,210,846)	785,695
(Increase)/Decrease in Receivables		(9,137,319)	2,942,428	(11,450,301)
(Increase)/Decrease in Inventories		38,270	2,344,745	55,636
Increase/(Decrease) in Payables		(10,105,846)	20,736,711	(12,364,006)
Increase/(Decrease) in Employee Provisions		492,542	(9,211,983)	464,662
Grants/Contributions for the Development of Assets	8	(13,147,284)	(23,804,611)	(22,736,915)
Net Cash from Operating Activities		25,875,992	16,744,444	10,943,403

CASH AND CASH EQUIVALENTS

Cash and cash equivalents include cash on hand and municipal fund bank account that are highly liquid investments readily convertible to cash, and which are subject to an insignificant risk of changes in value.

NOTE 4. FIXED ASSETS

(a) Asset Acquisitions

The following assets are budgeted to be acquired during the year:

	General Purpose Fund	Governance	Law, Order & Public Safety	Health	Education and Welfare	Reporting Program Community Amenities	Recreation & Culture	Transport	Economic Services	Other Property & Services	2022/23 Budget Total	2021/22 Budget Total
Asset Class	\$	\$	\$	\$	\$	\$	\$	\$	\$	\$	\$	\$
<i><u>Property, Plant and Equipment</u></i>												
Buildings	0	0	0	0	0	2,300,000	380,000	0	0	3,610,923	6,290,923	7,409,825
Plant and Equipment	0	0	90,000	0	10,809	0	367,100	79,800	0	5,134,000	5,681,709	4,804,051
Mobile Vehicles and Plant	0	0	193,600	28,000	0	15,000	300,000	36,000	0	5,298,000	5,870,600	9,694,000
Furniture and Office Equipment	0	0	50,000	0	100,500	0	100,000	100,000	0	0	350,500	1,214,053
Recreation Equipment	0	0	0	0	53,564	0	84,000	0	0	0	137,564	483,000
	0	0	333,600	28,000	164,873	2,315,000	1,231,100	215,800	0	14,042,923	18,331,296	23,604,929
<i><u>Infrastructure</u></i>												
Roads	0	0	0	0	0	0	0	15,333,234	0	0	15,333,234	15,268,000
Drainage	0	0	0	0	0	0	0	3,740,000	0	0	3,740,000	3,985,000
Footpaths	0	0	0	0	0	0	116,000	1,536,500	0	0	1,652,500	2,261,500
Other Engineering Infrastructure	0	0	0	0	0	0	0	100,000	0	0	100,000	145,000
Reserves	0	0	0	0	0	0	3,904,000	0	0	22,000	3,926,000	3,685,600
Reticulation and Other Parks	0	0	0	0	0	0	4,605,800	0	0	0	4,605,800	3,489,500
	0	0	0	0	0	0	8,625,800	20,709,734	0	22,000	29,357,534	28,834,600
Total Acquisitions	0	0	333,600	28,000	164,873	2,315,000	9,856,900	20,925,534	0	14,064,923	47,688,830	52,439,529

RECOGNITION OF ASSETS

Assets for which the fair value as at the date of acquisition is under \$5,000 are not recognised as an asset in accordance with *Financial Management Regulation 17A (5)*. These assets are expensed immediately. Where multiple individual low value assets are purchased together as part of a larger asset or collectively forming a larger asset exceeding the threshold, the individual assets are recognised as one asset and capitalised.

(b) Asset Disposals

The following assets are budgeted to be disposed of during the year.

	2022/23 Budget Net Book Value	2022/23 Budget Sales Proceeds	2022/23 Budget Profit	2022/23 Budget Loss	2021/22 Budget Net Book Value	2021/22 Budget Sales Proceeds	2021/22 Budget Profit	2021/22 Budget Loss
	\$	\$	\$	\$	\$	\$	\$	\$
By Program								
General Purpose Funding	0	0	0	0	0	0	0	0
Governance	0	0	0	0	0	0	0	0
Law, Order & Public Safety	0	0	0	0	0	0	0	0
Health	0	0	0	0	0	0	0	0
Education and Welfare	0	0	0	0	0	0	0	0
Community Amenities	0	0	0	0	0	0	0	0
Recreation & Culture	0	0	0	0	0	0	0	0
Transport	0	0	0	0	0	0	0	0
Economic Services	0	0	0	0	0	0	0	0
Other Property & Services	1,635,336	1,719,090	464,237	(380,483)	3,676,895	2,891,200	318,100	(1,103,795)
	1,635,336	1,719,090	464,237	(380,483)	3,676,895	2,891,200	318,100	(1,103,795)
By Class								
<u>Property, Plant and Equipment</u>								
Mobile Vehicles and Plant	1,635,336	1,719,090	464,237	(380,483)	3,676,895	2,891,200	318,100	(1,103,795)

GAINS AND LOSSES ON DISPOSAL

Gains and losses on disposals are determined by comparing proceeds with the carrying amount. These gains and losses are included in profit or loss in the period which they arise.

(c) Fixed Asset Depreciation

	2022/23 Budget	2021/22 Actual	2021/22 Budget
	\$	\$	\$
By Program			
Governance	271,368	374,482	341,708
Law, Order and Public Safety	85,567	92,291	89,406
Health	4,132	4,132	11,224
Education and Welfare	324,412	403,751	401,415
Community Amenities	950,311	959,822	966,602
Recreation and Culture	13,338,778	13,180,161	13,075,994
Transport	30,267,113	29,626,471	29,884,026
Economic Services	3,480	3,480	3,480
Other Property and Services	6,185,830	6,352,853	5,562,782
	51,430,991	50,997,442	50,336,637
By Class			
Buildings	6,283,463	6,281,509	6,244,657
Plant and Equipment	1,226,922	1,459,222	1,394,813
Mobile Vehicles	4,721,352	4,589,181	3,904,402
Furniture and Equipment	819,223	1,387,401	1,158,741
Recreation Equipment	561,656	627,804	592,395
Roads Infrastructure	22,876,710	22,297,464	22,557,133
Drainage Infrastructure	5,899,390	5,809,091	5,853,541
Footpaths Infrastructure	2,597,402	2,559,728	2,557,106
Other Engineering Infrastructure	610,982	601,127	608,982
Lighting	1,445,851	1,232,870	1,223,540
Reticulation Infrastructure	1,880,585	1,814,665	1,837,492
Other Parks Infrastructure	2,507,455	2,337,380	2,403,835
	51,430,991	50,997,442	50,336,637

DEPRECIATION

All non-current assets having limited useful life are systematically depreciated over their useful lives in a manner which reflects the consumption of the future economic benefits in those assets. Property, Plant and Equipment, including buildings but excluding freehold land, are depreciated over their estimated useful lives on a straight-line basis. The carrying cost of infrastructure assets is depreciated on an annual basis to reflect their expected life. Infrastructure Assets are depreciated on a basis that reflects their consumed economic benefit, which is reviewed each reporting period.

The assets residual values and useful lives are reviewed, and adjusted if appropriate, at the end of each reporting period.

Artwork (excluding Public Art)	Not Depreciated
Buildings	10 to 50 years
Furniture and Equipment	3 to 10 years
Plant and Equipment	6 to 20 years
Mobile Vehicles and Plant	1 to 10 years
Recreation Equipment	5 to 10 years
Roads	20 years to infinite*
Drainage	30 to 100 years
Footpaths	15 to 60 years
Other Engineering Infrastructure	15 to 100 years
Lighting	20 years
Reticulation and Other Parks Infrastructure	15 to 50 years
Reserves	Not Depreciated
Public Art	50 years

*The layers of the road structure are depreciated at different rates. The formation layer is deemed to have an infinite life for the purposes of the calculation of depreciation

NOTE 5. INTANGIBLE ASSET

(a) Intangible Asset

	2022/23 Budget	2021/22 Actual	2021/22 Budget
	\$	\$	\$
By Program			
Governance	2,331,000	329,778	625,951
Recreation and Culture	0	0	312,800
	2,331,000	329,778	938,751
By Class			
Intangible Assets	2,331,000	329,778	938,751

(b) Intangible Asset Amortisation

	2022/23 Budget	2021/22 Actual	2021/22 Budget
	\$	\$	\$
By Program			
Governance	338,196	338,196	253,641
Recreation and Culture	24,531	24,531	24,531
	362,727	362,727	278,172
By Class			
Amortisation of Intangibles	362,727	362,727	278,172

AMORTISATION

All intangible assets with a finite useful life, are amortised on a straight-line basis over the individual asset's useful life from the time the asset is held for use. The residual value of intangible assets is considered to be zero and the useful life and amortisation method are reviewed at the end of each financial year. Amortisation is included in the Statement of Comprehensive Income.

The assets residual values and useful lives are reviewed, and adjusted if appropriate, at the end of each reporting period.

Amortisation periods used for each class of intangible assets are:

Intangible Asset	4 to 10 years
------------------	---------------

NOTE 6. RESERVES

(a) Reserves – Movement

	2022/23 Budget Opening Balance	Budget Transfer		2022/23 Budget Closing Balance	2021/22 Actual Opening Balance	Actual Transfer		2021/22 Actual Closing Balance	2021/22 Budget Opening Balance	Budget Transfer		2021/22 Budget Closing Balance
		to	(from)			to	(from)			to	(from)	
	\$	\$	\$	\$	\$	\$	\$	\$	\$	\$	\$	\$
(1) Asset Acquisition Reserve	1,899,392	221	(1,876,154)	23,459	2,369,972	9,160	(479,740)	1,899,392	2,511,312	14,075	(2,500,000)	25,387
(2) Capital Investment Reserve	4,530,932	9,686,014	(1,088,000)	13,128,946	4,860,521	0	(329,589)	4,530,932	5,129,560	28,749	(2,025,000)	3,133,309
(3) Investment Income Reserve	2,233,302	10,571	(1,120,000)	1,123,873	2,529,159	28,562	(324,419)	2,233,302	1,975,815	11,074	(1,400,000)	586,889
(4) Payment in Lieu of Parking Reserve	2,927,524	27,796	0	2,955,320	2,901,680	25,844	0	2,927,524	2,898,912	16,247	0	2,915,159
(5) Corporate Project Fund Reserve	4,895,968	7,293,772	(168,921)	12,020,819	2,314,831	2,756,765	(175,628)	4,895,968	2,827,711	1,106,323	0	3,934,034
(6) Edith Cowan Lighting Reserve	40,692	386	0	41,078	40,540	152	0	40,692	40,500	227	0	40,727
(7) Plant Replacement Reserve	7,308,158	4,746,299	(9,402,073)	2,652,384	3,774,650	3,918,508	(385,000)	7,308,158	4,146,720	3,922,442	(7,754,961)	314,201
(8) Previous Employees Long Service Leave Provision	713,184	100,000	(100,000)	713,184	713,184	100,000	(100,000)	713,184	700,516	100,000	(100,000)	700,516
(9) Public Parking Strategy Reserve	6,429,401	59,215	(192,800)	6,295,816	6,684,643	25,837	(281,079)	6,429,401	5,770,654	32,342	(325,000)	5,477,996
(10) Road Widening Reserve	139,688	1,326	0	141,014	139,169	519	0	139,688	139,036	779	0	139,815
(11) Security Service Charge Reserve	760,000	704,312	(1,005,828)	458,484	765,338	760,000	(765,338)	760,000	520,000	495,000	(710,828)	304,172
(12) Staff Leave Liability Reserve	13,438,121	127,592	0	13,565,713	13,326,337	111,784	0	13,438,121	13,313,634	74,618	0	13,388,252
(13) Strategic Waste Development Reserve	9,688,166	3,755,378	(1,282,781)	12,160,763	34,261,361	3,760,141	(28,333,336)	9,688,166	31,362,019	547,106	(7,144,983)	24,764,142
(14) Tamala Park Reserve	8,186,014	5,000,000	(13,186,014)	0	6,495,077	1,690,937	0	8,186,014	6,491,745	3,336,384	(3,500,000)	6,328,129
(15) Tree Reserve	1,147,664	9,021	(197,566)	959,119	1,018,156	129,508	0	1,147,664	732,324	4,104	(211,395)	525,033
(16) Workers Compensation Reserve	2,508,583	1,137,333	(1,137,333)	2,508,583	2,508,583	1,210,360	(1,210,360)	2,508,583	2,508,583	1,210,360	(1,210,360)	2,508,583
(17) Cash in Lieu of Public Open Space	229,060	2,175	0	231,235	195,689	33,371	0	229,060				
	67,075,849	32,661,411	(30,757,470)	68,979,790	84,898,890	14,561,448	(32,384,489)	67,075,849	81,069,041	10,899,830	(26,882,527)	65,086,344

(b) 2022/23 Budget Transfer (from)

Note 6(a)	Reserves	Project Description	2022/23 Budget \$	2021/22 Carry Forward Budget \$ Transfer (from)	2022/23 Total Budget \$Transfer (from)
(1)	Asset Acquisition Reserve	Terry Tyzack Aquatic Centre Redevelopment Outdoor Pool and Dry areas		(1,876,154)	(1,876,154)
(2)	Capital Investment Reserve	Subdivision Works		(525,000)	(1,088,000)
		Hamersley Public Golf Course Redevelopment		(401,372)	
		Town Plaza, Beaufort Street		(161,628)	
(3)	Investment Income Reserve	Terry Tyzack Aquatic Centre Redevelopment Outdoor Pool and Dry areas		(1,000,000)	(1,120,000)
		Roof Replacement for Commercial Premises	(120,000)		
(5)	Corporate Project Fund Reserve	Princess Wallington Development		(168,921)	(168,921)
(7)	Plant Replacement Reserve	Vehicle Pods for Security Vehicles		(154,000)	(9,402,073)
		Fleet Replacement Program	(3,556,273)	(5,641,800)	
		Implement In Vehicle Management System	(50,000)		
(8)	Previous Employees Long Service Leave Provision	Leave Provision	(100,000)		(100,000)
(9)	Public Parking Strategy Reserve	Parking Projects and Service	(192,800)		(192,800)
(11)	Security Service Charge Reserve	2021/22 Forecast surplus	(760,000)		(1,005,828)
		Safer Community Projects	(215,000)		
		Hardware for Infringement System		(30,828)	
(13)	Strategic Waste Development Reserve	Recycling Centre Balcatta Redevelopment, Boundary realignment		(365,179)	(1,282,781)
		New Waste Collection Truck		(420,000)	
		Equipment and plant to operate waste services (renewal and maintenance)	(315,000)	(182,602)	
(14)	Tamala Park Reserve	Transfer to Capital Investment Reserve	(9,686,014)		(13,186,014)
		Transfer to Corporate Project Fund	(3,500,000)		
(15)	Tree Reserve	Million Trees Initiative and City Trees Service	(197,566)		(197,566)
(16)	Workers Compensation Reserve	Workers Compensation Liability	(1,137,333)		(1,137,333)
		Total Budget Transfer (from) Reserves	(19,829,986)	(10,927,484)	(30,757,470)

- (c) **Reserves – Purposes** In accordance with council resolutions in relation to each reserve account, the purpose for which the funds are set aside are noted alongside the respective reserves below.

Reserve Name	Purpose of Reserve
(1) Asset Acquisition Reserve	Created in 2004/05 to accommodate anticipated revenues from land sales which are an integral part of the City's overall asset rationalisation Program. The reserve is to be utilised for the refurbishment and replacement of City Assets. Reserve will be closed on completion of current funded project.
(2) Capital Investment Reserve	This reserve was established in 2015/16 to support the Council endorsed Property Strategy. The reserve holds funds allocated by Council for investment purposes, including for the acquisition of investment property; proceeds of any sale of investment property or other investment assets; surplus revenue from investment income; and any other funds as determined by Council from time to time. From the 2022/23 Financial Year, the reserve will also receive the proceeds from the sale of land developed at Tamala Park. The reserve is to be utilised for land purchases and property acquisitions as recommended by the Strategic Property Working Group and operational costs relating to implementing the Property Strategy as approved by Council. The balance of the Tamala Park Reserve will be transferred at 1 July 2022.
(3) Investment Income Reserve	This reserve was established in 2015/16 to support the Council endorsed Property Strategy. The reserve holds funds revenues from property activities including rents received from investment properties, interest earned on cash held in the Capital Investment Reserve and any other investment accounts and dividends and distributions received from equities and other such investments. The reserve is to be utilised for land purchases and property acquisitions as recommended by the Strategic Property Working Group and operational costs relating to implementing the Property Strategy as approved by Council.
(4) Payment in Lieu of Parking Reserve	These funds are provided by developers where it is impractical to provide the number of parking spaces generally required for a particular development. These are held until an opportunity arises where suitable parking may be provided. Funds are used for works within the specific areas from which the revenue was sourced.
(5) Corporate Project Fund Reserve	Created in 2004/05 as the Development Reserve and renamed in 2014/15 as the Corporate Project Fund. Any annual surplus generated by the City will be transferred to the reserve and it will be utilised to fund the future development needs of the City.
(6) Edith Cowan Lighting Reserve	These funds were provided by the developer of the estate surrounding the Edith Cowan Reserve. Council resolved to place the funds in a financial reserve to pay for future maintenance and running costs associated with the lighting on this reserve.
(7) Plant Replacement Reserve	The principle behind this reserve is that a proportionate payment will be made from the general fund annually that relates to utilisation (consumption) of existing plant and provides for plant replacement, eliminating the need for substantial allocations from rates in any year.
(8) Previous Employees Long Service Leave Provision	This reserve is to provide for liabilities for long service leave payments that may need to be made to other local governments in respect of the transferred service entitlement of past employees of the City. Regulations provide that long service leave entitlements are transferable from Council to Council for an employee's uninterrupted service in local government.
(9) Public Parking Strategy Reserve	This reserve was created to fund the Paid Parking Strategy. The reserve aligns with the City's Public Parking Strategy and accommodates excess funds from the City's Parking Service.
(10) Road Widening Reserve	This Reserve was created for compensation payments associated with the compulsory acquisition of land for the Inglewood Town Centre Urban Design Project.
(11) Security Service Charge Reserve	This reserve was created to accommodate excess funds from the charge levied for the Property Surveillance and Security services. In accordance with the provisions of Section 6.38 of the <i>Local Government Act 1995</i> any surplus generated from this charge is to be allocated to a Reserve and used for Security Services or be repaid to owners.
(12) Staff Leave Liability Reserve	It is the function of this Reserve to cash-back the liability of the City for long service leave and annual leave for continuing employees. The liability is calculated based on legal and contractual entitlements. The Reserve will be maintained at a minimum of 50% of the liability.
(13) Strategic Waste Development Reserve	This reserve was created in 2015/16 by renaming the 3-Bin Kerbside MGB Collection reserve. It is to be used to fund strategic waste services and projects.
(14) Tamala Park Reserve	This reserve was established to receive funds from the sale of land developed at Tamala Park to be used for income generating projects which in turn will help create a sustainable City. Council resolved that the income received should be utilised for land and property investments and this reserve will therefore be closed in the 2022/23 financial year with the balance transferred to the Capital Investment Reserve which was established to support the City's Property Strategy.
(15) Tree Reserve	With the full implementation of Council's Street and Reserve Trees Policy from October 2016, revenues from tree inspection fees, removals costs and requirement for new street trees as a condition of development are being received. As the revenues impact on subsequent financial years (e.g. the cost of a new street tree includes watering over the two subsequent summers after winter plating) the revenues are retained in a Tree Reserve Fund to allow access for tree related expenses across financial years. In addition, the reserve fund may be used to progress tree canopy cover issues, including promotion and awareness of the benefits of trees in the urban environment.
(16) Workers Compensation Reserve	The scope of operation of this reserve is the payment of premium obligations and common law claims with respect to work related injuries for which the City, as employer, has a statutory or common law liability.
(17) Cash in Lieu of Public Open Space	This reserve was established in accordance with the <i>Local Government Act 1995</i> and section 154 of the <i>Planning and Development Act</i> to account for the contribution and payment in lieu of public open space received after 12 September 2020.

NOTE 7. FEES AND CHARGES

	2022/23 Budget	2021/22 Actual	2021/22 Budget
	\$	\$	\$
General Purpose Funding	2,000	5,018	3,990
Governance	6,500	16,530	6,400
Law, Order and Public Safety	26,000	28,132	26,000
Education and Welfare	3,088,752	4,308,784	4,795,719
Community Amenities	3,776,968	4,349,007	3,567,990
Recreation and Culture	13,021,072	12,656,875	12,143,923
Transport	1,200,000	995,755	1,190,000
	21,121,292	22,360,101	21,734,022

NOTE 8. GRANT REVENUE

Grants, subsidies and contributions are included as operating revenues in the Statement of Comprehensive Income:

	Note	2022/23 Budget	2021/22 Actual	2021/22 Budget
		\$	\$	\$
Operating Grants, Subsidies and Contributions				
General Purpose Funding		4,570,000	6,473,358	4,556,445
Governance		438,522	312,775	458,916
Law, Order and Public Safety		110,625	230,379	111,495
Health		0	2,265	0
Education and Welfare		7,828,494	9,807,048	7,441,085
Community Amenities		282,700	443,887	298,700
Recreation and Culture		2,801,086	3,606,124	1,879,035
Transport		636,000	1,196,328	878,000
Economic Services		0	2,257	0
Other Property and Services		378,417	1,996,306	1,816,696
		17,045,844	24,070,726	17,440,372
Non-Operating Grants, Subsidies and Contributions				
General Purpose Funding		2,260,000	3,039,350	2,202,840
Law, Order and Public Safety		90,000	0	0
Education and Welfare		91,500	0	0
Community Amenities		2,300,000	50,000	50,000
Recreation and Culture		715,000	2,551,382	875,000
Transport		5,190,784	5,961,532	16,934,075
Other Property and Services		2,500,000	12,202,347	2,675,000
		13,147,284	23,804,611	22,736,915

NOTE 9. OTHER INFORMATION

	2022/23 Budget	2021/22 Actual	2021/22 Budget
The net result includes as revenues	\$	\$	\$
(a) Interest earnings			
Investments			
- Municipal Funds	723,360	355,344	581,839
- Reserve Funds	495,000	328,735	423,936
- Restricted Funds	59,400	14,816	44,520
Instalment Interest	250,000	343,760	300,000
Late Payment Penalty Interest	250,000	287,650	300,000
Other Interest Revenue	100	120	100
	1,777,860	1,330,425	1,650,395
The Net Result includes as Expenses			
(b) Auditors Remuneration			
Audit Services	128,000	113,120	90,000
	128,000	113,120	90,000
(c) Elected Members Remuneration			
Mayor's Allowance	91,997	89,753	89,753
Deputy Mayor's Allowance	22,999	22,438	22,438
Council Meeting Attendance Fee	503,283	483,087	491,008
Information & Communication Technology Allowance	52,500	52,500	52,500
Motor Vehicle Expenses & Alternative Travel Expenses	30,000	11,561	30,000
Mayoral Representation Allowance	19,475	3,619	18,800
Gift, Monetary & Networking Allowance	29,778	16,165	28,849
Personal Allowance	23,156	15,566	22,354
Conference Allowance	145,500	69,099	141,000
Training Expenses	60,000	13,857	60,000
	978,688	777,645	956,702
Mayor - Mark Irwin	187,467	161,681	182,730
Deputy Mayor – Stephanie Proud JP	77,872	55,223	76,119
Councillor – David Lagan	54,873	42,846	53,681
Councillor – Bianca Sandri	54,873	51,328	53,681
Councillor – David Boothman *	0	2,799	53,681
Councillor – Andrea Creado	54,873	30,280	0
Councillor – Keith Sargent	54,873	45,613	53,681
Councillor – Karen Caddy *	0	9,406	53,681
Councillor – Felicity Farrelly	54,873	49,385	53,681
Councillor – Tony Krsticevic	54,873	37,559	0
Councillor – Elizabeth Re	54,873	47,262	53,681
Councillor – Chris Hatton	54,873	35,769	53,681
Councillor – Karlo Perkovic	54,873	43,275	53,681
Councillor – Joe Ferrante	54,873	43,350	53,681
Councillor – Suzanne Migdale	54,873	40,660	53,681
Councillor – Lisa Thornton	54,873	42,457	53,681
Councillor – Teresa Olow	54,873	30,437	0
Councillor – Adam Spagnolo *	0	8,315	53,681
	978,688	777,645	688,199
* Retired October 2021			
(d) Bad and Doubtful Debts			
Rates	0	0	0
General Debtors	3,500	0	6,500
	3,500	0	6,500

NOTE 10. MAJOR LAND TRANSACTIONS

The City has budgeted to sell a number of blocks of land in the 2022/23 financial year. Some of these sales meet the criteria of a major land transaction and as required these are individually disclosed below

	2022/23 Revenue \$	2022/23 Expenditure \$
Equity Share of and Sale of Land in Tamala Park	5,000,000	0

NOTE 11. TOWN PLANNING SCHEMES

	2022/23			2022/23	2021/22			2021/22	2021/22			2021/22
	Budget Opening Balance	Interest Earned	Budget Transfer to/(from)	Budget Closing Balance	Actual Opening Balance	Interest Earned	Budget Transfer to/(from)	Actual Closing Balance	Budget Opening Balance	Interest Earned	Budget Transfer to/(from)	Budget Closing Balance
	\$	\$	\$	\$	\$	\$	\$	\$	\$	\$	\$	\$
Town Planning Scheme No. 18	4,281,597	25,690	0	4,307,287	4,271,110	10,487	0	4,281,597	3,908,464	7,817	0	3,916,281
Town Planning Scheme No. 25	581,852	3,491	0	585,343	580,425	1,427	0	581,852	49,776	100	0	49,876
Town Planning Scheme No. 27	416,148	2,497	0	418,645	415,128	1,020	0	416,148	384,181	768	0	384,949
Town Planning Scheme No. 28	644,400	3,866	0	648,266	819,364	2,014	(176,978)	644,400	619,325	1,239	0	620,564
	5,923,997	35,544	0	5,959,541	6,086,027	14,961	(176,978)	5,923,997	4,961,746	9,924	0	4,971,670
			Net Transfer	0			Net Transfer	(176,978)			Net Transfer	0

LONG TERM FINANCIAL PLAN – RATE SETTING STATEMENT

	Base Year 2022/23	Year 1 2023/24	Year 2 2024/25	Year 3 2025/26	Year 4 2026/27	Year 5 2027/28	Year 6 2028/29	Year 7 2029/30	Year 8 2030/31	Year 9 2031/32	Year 10 2032/33
RATE SETTING STATEMENT	\$'000	\$'000	\$'000	\$'000	\$'000	\$'000	\$'000	\$'000	\$'000	\$'000	\$'000
Operating Revenue											
UnderGroundPowerRates	(1,383)	0	0	0	0	0	0	0	0	0	0
Security Charges	(3,572)	(3,703)	(3,733)	(3,867)	(3,898)	(4,036)	(4,068)	(4,208)	(4,242)	(4,385)	(4,531)
Grants & Subsidies	(16,997)	(17,679)	(18,178)	(18,691)	(19,218)	(19,762)	(20,321)	(20,896)	(21,488)	(22,097)	(22,724)
Contrinbutions, Reimburse & Donations	(2,443)	(2,507)	(2,570)	(2,635)	(2,701)	(2,768)	(2,838)	(2,909)	(2,982)	(3,057)	(3,134)
Registration, Licences & Permits	(4,315)	(4,393)	(4,502)	(4,615)	(4,730)	(4,849)	(4,970)	(5,094)	(5,221)	(5,352)	(5,486)
Fees_Charges	(19,394)	(20,151)	(20,767)	(21,402)	(22,087)	(22,796)	(23,529)	(24,251)	(24,996)	(25,764)	(26,557)
Service Charges	(41,162)	(42,199)	(43,347)	(44,527)	(45,739)	(46,985)	(48,266)	(49,582)	(50,935)	(52,325)	(53,754)
Interest Earings	(1,780)	(4,535)	(4,550)	(4,698)	(4,718)	(4,968)	(4,997)	(5,027)	(5,058)	(5,089)	(5,122)
Profit on Asset Disposal	(464)	(238)	(244)	(250)	(256)	(263)	(269)	(276)	(283)	(290)	(297)
Other Revenue	(10,153)	(8,137)	(9,655)	(8,850)	(9,055)	(7,544)	(10,704)	(9,536)	(8,372)	(11,213)	(8,727)
	(101,666)	(103,542)	(107,546)	(109,534)	(112,403)	(113,970)	(119,961)	(121,778)	(123,575)	(129,572)	(130,330)
Operating Expenses											
Employee Cost	96,761	100,240	103,844	107,577	111,443	115,448	119,596	123,893	128,344	132,954	137,729
Materials & Contracts Direct MTC of NCA	25,811	26,681	27,579	28,507	29,465	30,455	31,477	32,532	33,622	34,747	35,909
Materials & Contracts Other Works	67,735	68,325	70,059	73,047	73,660	75,530	78,778	79,412	81,428	84,959	85,615
UnderGround Power	1,388	0	0	0	0	0	0	0	0	0	0
Utilities	7,809	7,965	8,125	8,287	8,453	8,622	8,794	8,970	9,150	9,333	9,519
Depreciation	51,794	53,089	54,416	55,776	57,171	58,600	60,065	61,566	63,106	64,683	66,300
Insurance	2,155	2,198	2,242	2,287	2,333	2,379	2,427	2,475	2,525	2,575	2,627
Loss on Asset Disposal	380	195	200	205	210	215	221	226	232	238	244
Other	3,490	3,577	3,666	3,758	3,852	3,948	4,047	4,148	4,252	4,358	4,467
	257,323	262,270	270,131	279,444	286,587	295,197	305,404	313,224	322,658	333,847	342,410
Operating Activities Excluded											
Profit/Loss on Asset Disposal	84	43	44	45	46	47	49	50	51	52	54
Depreciation	(51,794)	(53,089)	(54,416)	(55,776)	(57,171)	(58,600)	(60,065)	(61,566)	(63,106)	(64,683)	(66,300)
	(51,710)	(53,046)	(54,372)	(55,731)	(57,124)	(58,552)	(60,016)	(61,517)	(63,055)	(64,631)	(66,247)
Investing Activities											
Capital Grants & Contributions	(10,753)	(7,754)	(7,988)	(12,242)	(12,481)	(12,751)	(9,770)	(10,014)	(10,264)	(10,521)	(10,784)
Proceeds from Disposal of Assets	(1,719)	(881)	(903)	(926)	(949)	(972)	(997)	(1,022)	(1,047)	(1,073)	(1,100)
Capital Expenditure	50,020	57,722	62,629	67,853	69,862	63,126	64,504	66,116	67,769	69,463	71,200
Capital Expenditure - Carry Forwards	32,533										
	70,081	49,087	53,738	54,686	56,432	49,402	53,737	55,081	56,458	57,869	59,316
Financing Activities											
Transfer to Reserves	32,661	16,576	18,679	16,933	18,260	17,000	19,028	19,368	18,267	19,706	18,850
Transfer from Reserves	(30,757)	(15,645)	(19,956)	(19,991)	(20,649)	(12,508)	(15,985)	(16,351)	(16,720)	(16,990)	(17,374)
	1,904	932	(1,276)	(3,058)	(2,389)	4,491	3,043	3,016	1,546	2,716	1,476
Opening Balance B/F	(35,930)										
Less Reserve Funding of Carry Forwards	10,927										
Amount to be Raised from Rates	150,931	155,701	160,675	165,807	171,102	176,568	182,207	188,027	194,032	200,229	206,624

Fees and Charges Index

<u>Directorate</u>	<u>Business Unit</u>	<u>Page No.</u>
Corporate Services	Finance Services	35
Planning & Development	Planning and Development Administration	36
	Development Services	37
Infrastructure	Engineering Services	41
	Parks and Sustainability	43
	Waste and Fleet	45
Community Development	Community Services	47
	Recreation & Leisure Services	51
	Community Safety	69
Office of the CEO	Governance	68

FEES & CHARGES SCHEDULE 2022/2023

City of Stirling

Category	Description	Minimum/ Maximum	Basis of Charge	GST	2021/22 Charge \$	2022/23 Charge \$	Variance (\$)	Variance (%)	Comment
<i>Finance Services</i>									
Finance Services Charges	"Letter of Comfort"		Per property	Exempt	30.00	30.00	0.00	0%	To reflect cost of arranging a "Letter of Comfort" following issue of summons
Finance Services Charges	Account Enquiry		Per property	Exempt	25.00	25.00	0.00	0%	Charge for a printed Statement of Rates supplied to Settlement Agents when a property is about to change ownership
Finance Services Charges	Arrangement payment charge		Per property	Exempt	30.00	30.00	0.00	0%	Administration charge levied under the provisions of section 6.49 of the Local Government Act 1995 for ratepayers who elect to pay rates by a payment arrangement. Fee removed in 2020/21 as part of Economic Stimulus and Community Recovery Package
Finance Services Charges	Notice of Discontinuance		Per property	Exempt	30.00	220.00	190.00	633%	Recoup cost for work required by Court to issue Notice of Discontinuance
Finance Services Charges	Property Information searches (Land Purchase Inquiries)		Per property	Exempt	80.00	80.00	0.00	0%	Charge for a printed extract of the City's records
Finance Services Charges	Rate Book Searches		Per property	Exempt	10.00	10.00	0.00	0%	Charge for a printed extract of the City's records
Finance Services Charges	Statement of Rates - from a prior year		Per year, per property	Exempt	20.00	20.00	0.00	0%	To recoup the costs associated with providing the property owner, on request, information from archived rates records
ROW Contribution Payment Plan Fee	\$1 to \$5,000 (3 instalments)		Per Development	Exempt	75.00	75.00	0.00	0%	One-off admin handling fee paid upfront; equivalent to \$25 per instalment (for 3 instalments)
ROW Contribution Payment Plan Fee	\$5,001 to \$10,000 (6 instalments)		Per Development	Exempt	150.00	150.00	0.00	0%	One-off admin handling fee paid upfront; equivalent to \$25 per instalment (for 6 instalments)
ROW Contribution Payment Plan Fee	\$10,001 to \$15,000 (9 instalments)		Per Development	Exempt	225.00	225.00	0.00	0%	One-off admin handling fee paid upfront; equivalent to \$25 per instalment (for 9 instalments)
ROW Contribution Payment Plan Fee	\$15,001 and upwards (12 instalments)		Per Development	Exempt	300.00	300.00	0.00	0%	One-off admin handling fee paid upfront; equivalent to \$25 per instalment (for 12 instalments)
Finance Service Charges	Dishonour Fee for direct debit			Exempt	2.75	2.75	0.00	0%	Fee will reflect the cost to the City

FEES & CHARGES SCHEDULE 2022/2023

City of Stirling

Category	Description	Minimum/ Maximum	Basis of Charge	GST	2021/22 Charge \$	2022/23 Charge \$	Variance (\$)	Variance (%)	Comment
Planning and Development Administration									
Environmental Protection (Noise) Regulations	Regulation 18 Application for non complying event		Per application	Exempt	1,000.00	1,000.00	0.00	0%	Application fee - statutory
Food Business High Risk food business inspection fee	Inspection fee high risk food business		3 inspections per year	Exempt	300.00	300.00	0.00	0%	Inspection fee introduced under the new Food Act
Food Business Low risk food business inspection fee	Inspection fee low risk food business		1 inspections per year	Exempt	100.00	100.00	0.00	0%	Inspection fee introduced under the new Food Act
Food Business Medium risk food business inspection fee	Inspection fee medium risk food business		2 inspections per year	Exempt	200.00	200.00	0.00	0%	Inspection fee introduced under the new Food Act
Food Business settlement enquiry report	Report and inspection fee		Administrative cost	Exempt	100.00	100.00	0.00	0%	Inspection of premises and provision of report at request agent/owner during change of ownership
Food Business Transfer of ownership	Transfer fee		Administrative cost	Exempt	50.00	50.00	0.00	0%	
Notification of food business	Notification fee		Administrative cost	Exempt	50.00	50.00	0.00	0%	Fee a result of the introduction of the Food Act and associated legislation
Offensive Trades	Fish Processing Establishments in which whole fish are cleaned and prepared		Annual	Exempt	298.00	298.00	0.00	0%	Fee determined by Department of Health
Offensive Trades	Laundries, Dry Cleaning Establishments		Annual	Exempt	147.00	147.00	0.00	0%	Fee determined by Department of Health
Offensive Trades	Poultry Processing Establishments		Annual	Exempt	298.00	298.00	0.00	0%	Fee determined by Department of Health
Other	Application to construct or install an apparatus for the treatment of sewage		Once only	Exempt	118.00	118.00	0.00	0%	Fee determined by Department of Health
Other	Caravan Park		Annual	Exempt	200.00	200.00	0.00	0%	Minimum Charge
Other	Cattery licence		Annual	Exempt	45.00	45.00	0.00	0%	
Other	Fee under the Cat Regulations 2012 for application for grant or renewal of approval to breed cats		Per breeding cat (male or female)	Exempt	100.00	100.00	0.00	0%	
Other	Gaming Permit Extended (Section 55)		5 Years	Exempt	100.00	100.00	0.00	0%	
Other	Gaming Permit Occasional (Section 55)		Once only	Exempt	20.00	20.00	0.00	0%	
Other	Grant of a permit to use an apparatus		Once only	Exempt	118.00	118.00	0.00	0%	Fee determined by Department of Health
Other	Kennel Licence		Annual	Exempt	50.00	50.00	0.00	0%	
Other	Liquor Licence Application (Section 39 & 40)		Once only	Exempt	100.00	100.00	0.00	0%	
Other	Lodging House		Annual	Exempt	60.00	60.00	0.00	0%	
Other	Morgue licence		Annual	Exempt	60.00	60.00	0.00	0%	
Other	Public Swimming Pool Sampling Fees		Monthly	Exempt	50.00	50.00	0.00	0%	This is a monthly charge. The Aquatic Facilities regulations require all public swimming pools to be sampled on a monthly basis by an Environmental Health Officer whilst the pool is open
Outdoor Eating Area Licences	Application Fee		Per application	Exempt	100.00	100.00	0.00	0%	
Permit	Traders permit (Food)		Per annum City property	Exempt	600.00	600.00	0.00	0%	
Permit	Traders permit (Food)		Per annum Private property	Exempt	300.00	300.00	0.00	0%	
Permit	Traders permit (Food)		Daily	Exempt	15.00	15.00	0.00	0%	
Permit	Traders permit (Food)		Weekly	Exempt	50.00	50.00	0.00	0%	
Permit	Traders permit (Food)		Monthly	Exempt	100.00	100.00	0.00	0%	
Permit	Trading permit (Food)		Per annum Itinerant	Exempt	200.00	200.00	0.00	0%	For persons trading in multiple locations. To encourage small business in line with the local business survey 2016

FEES & CHARGES SCHEDULE 2022/2023

City of Stirling

Category	Description	Minimum/ Maximum	Basis of Charge	GST	2021/22 Charge \$	2022/23 Charge \$	Variance (\$)	Variance (%)	Comment
<u>Development Services</u>									
Bond	Commercial Verge and Tree Protection Bond	Variable	once only	Exempt	0.00	0.00	0.00	0%	Commercial verge and tree security bond used to undertake repair work/compensation to damaged City assets and tree/s
Bond	Verge and tree bond - developing tree (largest tree up to 100mm DBH)		Minimum per application	Exempt	2,000.00	2,000.00	0.00	0%	Bond for verge and tree protection/damage/rehabilitation - where there is a developing tree in verge
Bond	Verge and tree bond - maturing tree (largest tree above 101mm DBH)		Minimum per application	Exempt	4,000.00	4,000.00	0.00	0%	Bond for verge and tree protection/damage/rehabilitation - where there is a maturing tree in verge
Bond	Verge bond (no street tree present)		Minimum per application	Exempt	1,000.00	1,000.00	0.00	0%	Bond for verges where there is no street tree
Building Fees	Application as defined in regulation 31 (for each building standard in respect of which a declaration is sought)		Minimum per application	Exempt	2,160.15	2,160.15	0.00	0%	
Building Fees	Application for a building approval certificate for a building in respect of which unauthorised work has been done (s. 51(3))		Minimum per application	Exempt	105.00	110.00	5.00	5%	0.38% of the estimated value of the unauthorised work as determined by the relevant permit authority, but not less than \$97.70
Building Fees	Application for a building approval certificate for an existing building where unauthorised work has not been done (s. 52(2))		Minimum per application	Exempt	105.00	110.00	5.00	5%	
Building Fees	Application for a demolition permit in respect of a Class 1 or Class 10 building or incidental structure (s. 16(1))		Minimum per application	Exempt	105.00	110.00	5.00	5%	
Building Fees	Application for a demolition permit in respect of a Class 2 or Class 9 building		Minimum per application	Exempt	105.00	110.00	5.00	5%	The fee is charged at \$110 per storey
Building Fees	Application for a replacement occupancy permit for permanent change of the building's use, classification (s. 49)		Minimum per application	Exempt	105.00	110.00	5.00	5%	
Building Fees	Application for a temporary occupancy permit for an incomplete building (s. 47)		Minimum per application	Exempt	105.00	110.00	5.00	5%	
Building Fees	Application for an occupancy permit for a building in respect of which unauthorised work has been done (s. 51(2))		Minimum per application	Exempt	105.00	110.00	5.00	5%	New Building or alternations: Fee is 0.18% of estimated construction value
Building Fees	Application for an occupancy permit for a completed building (s. 46)		Minimum per application	Exempt	105.00	110.00	5.00	5%	
Building Fees	Application for approval of battery powered smoke alarms (regulation 61)		Minimum per application	Exempt	179.40	179.40	0.00	0%	
Building Fees	Application for modification of an occupancy permit for additional use of a building on a temporary basis (s. 48)		Minimum per application	Exempt	105.00	110.00	5.00	5%	
Building Fees	Application to extend the time during which a building or demolition permit has effect (s. 32(3)(f))		Minimum per application	Exempt	105.00	110.00	5.00	5%	
Building Fees	Application to extend the time during which an occupancy permit or building approval certificate has effect (s. 65(3)(a))		Minimum per application	Exempt	105.00	110.00	5.00	5%	
Building Fees	Application to replace an occupancy permit for an existing building (s. 52(1))		Minimum per application	Exempt	105.00	110.00	5.00	5%	
Building Fees	Certified application for a building permit. For building work for a Class 1 or Class 10 Building or incidental structure (s.16(1))		Minimum per application	Exempt	105.00	110.00	5.00	5%	For building work for a Class 1 or Class 10 Building or incidental structure the fee is 0.19% of the estimated value of the building work
Building Fees	Certified application for a building permit. For building work for a Class 2 or Class 9 Building or incidental structure		Minimum per application	Exempt	105.00	110.00	5.00	5%	For building work for a Class 2 to Class 9 building or incidental structure the fee is 0.09% of the estimated value of the building work
Building Fees	Change of Street Address		Minimum per application	Exempt	125.00	125.00	0.00	0%	Change of Street Address
Building Fees	Uncertified application for a building permit (s.16(1))		Minimum per application	Exempt	105.00	110.00	5.00	5%	Minimum fee is \$110. Over \$20,000 the fee is 0.32% of the estimated value of the building work

FEES & CHARGES SCHEDULE 2022/2023

City of Stirling

Category	Description	Minimum/ Maximum	Basis of Charge	GST	2021/22 Charge \$	2022/23 Charge \$	Variance (\$)	Variance (%)	Comment
Crossovers	Post-construction inspection fee for crossovers		Once Only	Exempt	100.00	100.00	0.00	0%	Post-inspection fees for Crossover construction
Crossovers	Pre-construction inspection fee for crossovers		Once Only	Exempt	100.00	100.00	0.00	0%	Pre-inspection fees for Crossover construction. Includes \$1,500 bond against damage in the road reserve
Development	Amended Plans		Per application	Exempt	297.00	297.00	0.00	0%	\$297 or the original application fee, whichever is the lesser to a minimum of \$147
Development	Determination of development application for an extractive industry		Per application	Exempt	739.00	739.00	0.00	0%	If the development has commenced or been carried out, an additional amount, by way of penalty, twice that fee
Development Applications	(a) New application - value up to \$50,000			Exempt	147.00	147.00	0.00	0%	
Development Applications	(b) New application - value \$50,001 - \$500,000		0.32 % of the estimated cost of development	Exempt	1,600.00	1,600.00	0.00	0%	The minimum fee would be \$1,600 however the fee would be 0.32 % of the estimated cost of development
Development Applications	(c) New application - value \$500,001 - \$2.5M		Base Fee + 0.257% for every \$1 in excess of \$500,000	Exempt	1,700.00	1,700.00	0.00	0%	Base Fee + 0.257% for every \$1 in excess of \$500,000
Development Applications	(d) New application - value over \$2.5M - \$5M		Base Fee + 0.206 % for every \$1 in excess of \$2.5M	Exempt	7,161.00	7,161.00	0.00	0%	Base Fee + 0.206% for every \$1 in excess of \$2.5M
Development Applications	(e) New application - value over \$5M - \$21.5M		Base Fee + 0.123% for every \$1 in excess of \$5M	Exempt	12,633.00	12,633.00	0.00	0%	Base Fee + 0.123% for every \$1 in excess of \$5M
Development Applications	(f) New application - value over \$21.5M			Exempt	34,196.00	34,196.00	0.00	0%	
Development Applications	Change of Use or for alternation or extension or change of a non conforming use to which determination of development application does not apply, where the change of the alteration, extension or change has commenced or been carried out		Per application	Exempt	891.00	891.00	0.00	0%	Three times the standard fee
Development Applications	Change of Use or for alternation or extension or change of a non conforming use to which determination of development application does not apply		Per application	Exempt	297.00	297.00	0.00	0%	If the change of use or the alteration or extension or change of the non-conforming use has commenced, an additional amount by way of penalty, twice that fee
Development Applications	Penalty : Determining a development application (other than for an extractive industry) where the development has commenced or been carried out		Penalty	Exempt	2,217.00	2,217.00	0.00	0%	If the development has commenced or been carried out, an additional amount, by way of penalty, that is twice the amount of the maximum fee payable for determination of the application under Planning & Development Regulation 2009 paragraph (a),(b),(c),(d),(e) or (f)
Development Applications	Retrospective planning fee		Per application	Exempt	441.00	441.00	0.00	0%	Minimum Fee \$441 however the fee would be three times the standard fee, proportional to cost of retrospective development works
Development Applications	Valuation Fees		Charged on full cost recovery basis	Exempt	0.00	0.00	0.00	0%	Cash in lieu of public parking spaces
Form 24 - (Built/Vacant Strata)	Certificate for Approval for a strata plan, plan or re-subdivision or consolidation		First 5 lots: base fee \$656 plus \$65 per lot	Exempt	656.00	656.00	0.00	0%	Base fee shown in the charge column and additional fees per lot shown in 'basis of charge' column
Form 24 - (Built/Vacant Strata)	Certificate for Approval for a strata plan, plan or re-subdivision or consolidation		6 to 100 lots: base fee \$981 plus \$43.50 per lot in excess of 5 lots	Exempt	981.00	981.00	0.00	0%	Base fee shown in the charge column and additional fees per lot shown in 'basis of charge' column
Form 24 - (Built/Vacant Strata)	Certificate for Approval for a strata plan, plan or re-subdivision or consolidation		More than 100 lots: capped at 100 lots maximum fee payable \$5,113.50	Exempt	5,113.50	5,113.50	0.00	0%	
Form 24 - (Built/Vacant Strata)	Certificate for Approval for a strata plan, plan or re-subdivision or consolidation		Per inspection	Exempt	50.00	50.00	0.00	0%	Inspection fee for Built Strata Clearance
Local Development Plan	Local Development Plan		Per application	Exempt	0.00	0.00	0.00	0%	
Local Development Plan	Local Development Plan		Per application	Exempt	3,500.00	3,500.00	0.00	0%	Based on an estimated hourly rate of \$88 p/hour and an approximate number of hours being 39
Local Development Plan	Local Development Plan		Per application	Exempt	0.00	0.00	0.00	0%	

FEES & CHARGES SCHEDULE 2022/2023

City of Stirling

Category	Description	Minimum/Maximum	Basis of Charge	GST	2021/22 Charge \$	2022/23 Charge \$	Variance (\$)	Variance (%)	Comment
Other	Building Reg.51(2) and (3) requires local government to approve an alternative swimming pool safety barrier to those in AS1926.1. This fee relates to the inspection and evidential review of the alternative barrier	Min 3 hours	\$150 per hour - Min 3hours	Exempt	450.00	450.00	0.00	0%	Building Reg.51(2) and (3) requires local government to approve an alternative swimming pool safety barrier to those in AS1926.1. This fee relates to the inspection and evidential review of the alternative barrier
Other	Change of Street Address		Per application	Including	125.00	125.00	0.00	0%	
Other	Copy of Commercial Development Plans		Per application	Including	120.00	120.00	0.00	0%	
Other	Copy of Commercial Plans		Minimum per application	Exempt	120.00	120.00	0.00	0%	Includes Copy of Plans search fee
Other	Copy of Development Approval		Per application	Including	80.00	80.00	0.00	0%	
Other	Copy of House Plans		Per application	Including	80.00	80.00	0.00	0%	House Plan for 3 or more strata title per lot is \$120
Other	Copy of House Plans		Minimum per application	Exempt	80.00	80.00	0.00	0%	House Plan for 3 or more strata title per lot is \$120. Includes Copy of Plans search fee.
Other	Copy of Plans Administration fee		Minimum per application	Exempt	0.00	0.00	0.00	0%	Administration search fee
Other	Deemed-to-Comply Check - Grouped Dwellings		Per application	Exempt	0.00	295.00	295.00	100%	NEW CHARGE - Required due to LPP 6.15 now exempts up to 2 Grouped Dwellings.
Other	Deemed-to-Comply Check (Schedule 2 C61A P&D Regs 2015)		Per application	Exempt	295.00	295.00	0.00	0%	As per amendment to the Planning and Development (Local Planning Schemes) Regulations 2015.
Other	Home Occupation - application		Per application	Exempt	222.00	222.00	0.00	0%	Per application
Other	Home Occupation - penalty		Penalty	Exempt	666.00	666.00	0.00	0%	If the home occupation has commenced, a penalty will be charged which is the fee from the Home Occupation - application, plus twice that fee.
Other	Home Occupation - renewal		Per application per year	Exempt	73.00	73.00	0.00	0%	Renewal
Other	Inspection fee development below \$20,000		Once only	Exempt	200.00	200.00	0.00	0%	Charge relates to one pre approval verge inspection and one post completion verge inspection for development below \$20,000 (bond \$1,000)
Other	Inspection fee development over \$20,000		Once only	Exempt	200.00	200.00	0.00	0%	Charge relates to one pre approval verge inspection and one post completion verge inspection for development over \$20,000 (bond \$1,500)
Other	Inspection for development above and below \$20,000 inclusive of a crossover		Once only	Exempt	100.00	100.00	0.00	0%	Charge relates to additional inspection for crossover prior to construction
Other	Inspection of Private Swimming Pool Enclosure		Per request	Exempt	72.00	72.00	0.00	0%	Inspection at request of owner in Land Transfer
Other	Issue of Zoning Certificate		Per lot	Exempt	73.00	73.00	0.00	0%	
Other	Issue of written planning advice		Per application	Including	73.00	73.00	0.00	0%	
Other	Local Government Report Fee		Once only	Exempt	95.00	95.00	0.00	0%	Fee determined by Department of Health
Other	Private Swimming Pool Inspection Fees		Per property	Exempt	30.00	35.00	5.00	17%	For each property where there is located a private swimming pool
Other	Reply to a property settlement questionnaire		Per application	Exempt	73.00	73.00	0.00	0%	
Plans & Maps	A0 size Scheme Map (colour)		Per copy	Exempt	54.55	54.55	0.00	0%	
Plans & Maps	Black & white up to A0		Per copy	Exempt	11.36	11.36	0.00	0%	
Plans & Maps	Other colour maps (up to A1 size)		Per copy	Exempt	22.73	22.73	0.00	0%	
Plans & Maps	Provision / Collation Non Standard Information	Minimum	\$110 per hour (minimum \$55)	Exempt	55.00	55.00	0.00	0%	
Plans/Maps	Photocopies A0		Per copy	Exempt	4.95	4.95	0.00	0%	
Plans/Maps	Photocopies A1		Per copy	Exempt	3.85	3.85	0.00	0%	
Plans/Maps	Photocopies A2		Per copy	Exempt	3.30	3.30	0.00	0%	
Plans/Maps	Photocopies A3		Per copy	Exempt	1.10	1.10	0.00	0%	
Plans/Maps	Photocopies A4		Per copy	Exempt	0.55	0.55	0.00	0%	
Publications	Colour pages (excluding cover)		Per page	Exempt	1.36	1.36	0.00	0%	
Publications	Misc. Photocopies		Per page	Exempt	1.36	1.36	0.00	0%	
Publications	Reports < 10 pages		Per copy	Exempt	5.91	5.91	0.00	0%	
Publications	Reports >100 pages		Per copy	Exempt	36.36	36.36	0.00	0%	
Publications	Reports 10-50 pages		Per copy	Exempt	11.82	11.82	0.00	0%	
Publications	Reports 51-100 pages		Per copy	Exempt	23.64	23.64	0.00	0%	
Publications	Scheme Text		Per copy	Exempt	27.27	27.27	0.00	0%	
Scheme Amendments	Local Planning Scheme No 3 – Scheme Amendments		See comment	Exempt	0.00	0.00	0.00	0%	Quote in accordance with Planning and Development Regulations 2015

FEES & CHARGES SCHEDULE 2022/2023

City of Stirling

Category	Description	Minimum/ Maximum	Basis of Charge	GST	2021/22 Charge \$	2022/23 Charge \$	Variance (\$)	Variance (%)	Comment
Scheme Other	Change of Street Number application		Per application	Exempt	113.64	113.64	0.00	0%	
Structure Plan	Assessment of Structure Plan Applications		Per application	Exempt	3,500.00	3,500.00	0.00	0%	
Structure Plan	Structure Plan		Per application	Exempt	0.00	0.00	0.00	0%	Quote in accordance with Planning and Development Regulations 2015
Subdivision	Valuation Fees		Charged on full cost recovery basis	Exempt	0.00	0.00	0.00	0%	Cash in lieu of public open space
Subdivision Clearance	Subdivision (Inc. Strata) Clearance		Price per lot	Exempt	35.00	35.00	0.00	0%	Between 6 lots to 195 lots + the required \$73 per lot for the first 5 lots
Subdivision Clearance	Subdivision (Inc. Strata) Clearance		Price per lot	Exempt	73.00	73.00	0.00	0%	First 5 Lots, then \$35 per lot
Subdivision Clearance	Subdivision (Inc. Strata) Clearance		Flat fee	Exempt	7,393.00	7,393.00	0.00	0%	More than 195 lots

FEES & CHARGES SCHEDULE 2022/2023

City of Stirling

Category	Description	Minimum/ Maximum	Basis of Charge	GST	2021/22 Charge \$	2022/23 Charge \$	Variance (\$)	Variance (%)	Comment
<u>Engineering Services</u>									
Crossovers	Charge per square metre for construction of grey concrete crossover - non residential		Per square metre	Exempt	71.00	71.00	0.00	0%	Charge per sqm for laying non-residential Crossovers (>15 sqm) - 150mm thick grey concrete, reinforced with steel mesh, as per City's contract rates incl Traffic Management allowance. Used to determine eligible crossover subsidy and/or any repair/reinstatement work required through a Verge Bond which relates to enforcement action for non-compliance and only the City or its contractors are permitted to do the works.
Crossovers	Charge per square metre for construction of grey concrete crossover - non residential		Per square metre	Including	78.10	78.10	0.00	0%	Charge per sqm for laying non-residential Crossovers (>15 sqm) - 150mm thick grey concrete, reinforced with steel mesh, as per City's contract rates incl Traffic Management allowance. Used to determine eligible crossover subsidy and/or any repair/reinstatement works required through a Verge Bond or agreed works where the City is engaged to do the works.
Crossovers	Charge per square metre for construction of grey concrete crossover - residential		Per square metre	Exempt	61.00	59.00	-2.00	-3%	Charge per sqm for laying residential Crossovers (>15 sqm) - 100mm thick grey concrete, reinforced with steel mesh, as per City's contract rates incl Traffic Management allowance. Used to determine eligible crossover subsidy and/or any repair/reinstatement work required through a Verge Bond which relates to enforcement action for non-compliance and only the City or its contractors are permitted to do the works.
Crossovers	Charge per square metre for construction of grey concrete crossover - residential		Per square metre	Including	67.10	64.90	-2.20	-3%	Charge per sqm for laying residential Crossovers (>15 sqm) - 100mm thick grey concrete, reinforced with steel mesh, as per City's contract rates incl Traffic Management allowance. Used to determine eligible crossover subsidy and/or any repair/reinstatement work required through a Verge Bond or agreed works where the City is engaged to do the works.
Crossovers	Minimum charge for Reconstruction/Repair/Reinstatement of grey concrete crossover - non residential		Minimum Charge	Including	1,650.00	1,430.00	-220.00	-13%	Minimum Charge for laying concrete less than or equal to 15m2 laying grey concrete non residential crossover as per the City's contract rates. Including Traffic management. Used to determine eligible crossover subsidy and/or any repair/reinstatement works required through a Bond or agreed works where the City is engaged to do the works.
Crossovers	Minimum charge for Reconstruction/Repair/Reinstatement of grey concrete crossover - non residential		Minimum Charge	Exempt	1,500.00	1,300.00	-200.00	-13%	Minimum Charge for concrete laying less than or equal to 15sqm laying of grey concrete for a non residential crossover as per the City's contract rates, including Traffic management. Used to determine eligible crossover subsidy and/or any repair/reinstatement work required through a Verge Bond which relates to enforcement action for non-compliance and only the City or its contractors are permitted to do the works.
Crossovers	Minimum charge for Reconstruction/Repair/Reinstatement of grey concrete crossover - residential		Minimum Charge	Including	1,650.00	1,430.00	-220.00	-13%	Minimum Charge for concrete less than or equal to 15m2 laying grey concrete residential crossover as per the City's contract rates. Including Traffic management. Used to determine eligible crossover subsidy and/or any repair/reinstatement works required through a Bond or agreed works where the City is engaged to do the works.
Crossovers	Minimum charge for Reconstruction/Repair/Reinstatement of grey concrete crossover - residential		Minimum Charge	Exempt	1,500.00	1,300.00	-200.00	-13%	Minimum Charge for laying concrete less than or equal to 15m2 laying of grey concrete for residential crossover as per the City's contract rates, including Traffic management. Used to determine eligible crossover subsidy and/or any repair/reinstatement work required through a Verge Bond which relates to enforcement action for non-compliance and only the City or its contractors are permitted to do the works.
Crossovers	Relocate street sign		One off	Exempt	230.00	230.00	0.00	0%	To relocate an existing street sign that conflicts with the location of a proposed new crossover.

FEES & CHARGES SCHEDULE 2022/2023

City of Stirling

Category	Description	Minimum/ Maximum	Basis of Charge	GST	2021/22 Charge \$	2022/23 Charge \$	Variance (\$)	Variance (%)	Comment
Drainage	Convert grated gully to be trafficable safety wave grate		One off	Exempt	2,313.00	2,313.00	0.00	0%	To permit vehicular movement over existing gully in the alignment of proposed new crossover. GST exemption only applies where the City has allowed the bond holder to carry out rectification works that is then deemed to be non-compliant. Where the City carries out the work it is GST Exempt.
Drainage	Convert manhole and grated gully to be trafficable		One off	Exempt	3,187.00	3,187.00	0.00	0%	To permit vehicular movement over existing non trafficable manhole and gully in the alignment of proposed new crossover. GST exemption only applies where the City has allowed the bond holder to carry out rectification works that is then deemed to be non-compliant. Where the City carries out the work it is GST Exempt.
Drainage	Convert manhole to be trafficable		One off	Exempt	1,871.00	1,871.00	0.00	0%	To permit vehicular movement over existing non trafficable manhole in the alignment of proposed new crossover. GST exemption only applies where the City has allowed the bond holder to carry out rectification works that is then deemed to be non-compliant. Where the City carries out the work it is GST Exempt.
Footpath	Reconstruction/Repair/Reinstatement of grey concrete footpath - Minimum charge (residential & non-residential)		Minimum Charge	Exempt	1,500.00	1,300.00	-200.00	-13%	Minimum Charge for concrete laying less than or equal to 15sqm laying of grey concrete for a non residential crossover as per the City's contract rates, including Traffic management. Used to determine eligible crossover subsidy and/or any repair/reinstatement work required through a Verge Bond which relates to enforcement action for non-compliance and only the City or its contractors are permitted to do the works.
Footpath	Reconstruction/Repair/Reinstatement of grey concrete footpath - residential		Per square metre	Including	66.00	64.90	-1.10	-2%	Charge per sqm for laying grey concrete footpath residential (>15 sqm) - as per the City's contract rates incl Traffic Management allowance. Any repair/reinstatement work required through a Bond or agreed works where the City is engaged to do the works.
Footpath	Reconstruction/Repair/Reinstatement of grey concrete footpath - residential		Per square metre	Exempt	60.00	59.00	-1.00	-2%	Charge per square metre for laying grey concrete footpath residential (greater than 15 sq. m's) as per the City's contract rates. Including Traffic management. GST exemption only applies where the City has allowed the bond holder to carry out rectification works that is then deemed to be non-compliant. Where the City carries out the work it is GST Exempt.
Footpath	Reconstruction/Repair/Reinstatement of grey concrete footpath -non residential		Per square metre	Exempt	69.00	68.00	-1.00	-1%	Charge per square metre for laying grey concrete footpath non residential (greater than 15 sq. m's) as per the City's contract rates. Including Traffic management. GST exemption only applies where the City has allowed the bond holder to carry out rectification works that is then deemed to be non-compliant. Where the City carries out the work it is GST Exempt.
Footpath	Reconstruction/Repair/Reinstatement of grey concrete footpath non-residential		Per square metre	Including	75.90	74.80	-1.10	-1%	Charge per sqm for laying grey concrete footpath non-residential (>15 sqm) - as per the City's contract rates incl Traffic Management allowance. Any repair/reinstatement work required through a Bond or agreed works where the City is engaged to do the works.
Inspection	Inspection fee related to permit for excavations		Once only	Exempt	220.00	220.00	0.00	0%	Inspecting City's Infrastructure within the road reserve in relation to work undertaken during excavation in the road reserve road reserve in relation to work undertaken during excavation in the road reserve
Kerbing	Reconstruction /Repair/reinstatement of Kerbing (residential & non residential)		Per Linear Metre	Exempt	182.12	182.12	0.00	0%	Charge per linear metre for laying kerbing as per the City's contract rates. This rate is up to 10m Including Traffic management. GST exemption only applies where the City has allowed the bond holder to carry out rectification works that is then deemed to be non-compliant. Where the City carries out the work it is GST Exempt.
Road reserve	Bond associated with permit for excavation in the road reserve		Refundable Minimum Charge	Exempt	5,000.00	5,000.00	0.00	0%	Bond to protect the City's assets within the road reserve from adjoining major civil works / service works
Subdivision	Subdivision Supervision Fee		Statutory Charge - 1.5% of the cost of development	Exempt	0.00	0.00	0.00	0%	Planning and Development Act 2005 enables the City to charge a fee to supervise the construction of roads, drainage or artificial waterways which are established as a result of a subdivision. The cost is to be 1.5% of the cost of construction and drainage where a consulting engineer and clerk of works is engaged

FEES & CHARGES SCHEDULE 2022/2023

City of Stirling

Category	Description	Minimum/ Maximum	Basis of Charge	GST	2021/22 Charge \$	2022/23 Charge \$	Variance (\$)	Variance (%)	Comment
<i>Parks and Sustainability</i>									
Bond - extended period	Extended period		Variable	Exempt	0.00	0.00	0.00	0%	
City Tree Bond	Refundable Performance Bond		Variable	Exempt	0.00	0.00	0.00	0%	Bond used to remove/replace and or repair/ rehabilitate (including technical assessments) of tree assets and elements damaged.
Commercial Vehicle access of POS	Extended period - non refundable		Variable	Exempt	0.00	0.00	0.00	0%	Major - Ongoing Works works/ access conditions and charges to be separately negotiated
Commercial Vehicle access of POS - Bond - 3 to 5 tonne truck	Per day - refundable			Exempt	1,500.00	1,500.00	0.00	0%	
Commercial Vehicle access of POS - Bond - car, van or utility with or without trailer	Per day - refundable			Exempt	500.00	500.00	0.00	0%	
Commercial Vehicle access of POS - Bond - truck over 5 tonne	Per day - refundable			Exempt	2,000.00	2,000.00	0.00	0%	
Commercial Vehicle access of POS - Fee - 3 to 5 tonne truck	Per day - non refundable			Exempt	250.00	250.00	0.00	0%	
Commercial Vehicle access of POS - Fee - car, van or utility with or without trailer	Per day - non refundable			Including	120.00	120.00	0.00	0%	
Commercial Vehicle access of POS - Fee - truck over 5 tonne	Per day - non refundable			Including	500.00	500.00	0.00	0%	
Henderson Environment Centre	Environmental Use Commercial-Private		Per Hour	Exempt	31.50	31.50	0.00	0%	
Henderson Environment Centre	Environmental Use Community		Per Hour	Exempt	12.50	12.50	0.00	0%	
Henderson Environment Centre	General Use Commercial-Private		Per Hour	Exempt	38.50	38.50	0.00	0%	
Henderson Environment Centre	General Use Community		Per Hour	Exempt	18.50	18.50	0.00	0%	
Henderson Environment Centre	General Use Government		Per Hour	Exempt	18.50	18.50	0.00	0%	
Parks/Reserve Restoration Bond -Min \$250	Refundable Performance Bond	Minimum		Exempt	250.00	250.00	0.00	0%	
Private Vehicle access - Bond - 3 to 5 tonne truck	Per day - refundable			Exempt	1,500.00	1,500.00	0.00	0%	
Private Vehicle access - Bond - car, van or utility with or without trailer	Per day - refundable			Exempt	250.00	250.00	0.00	0%	
Private Vehicle access of POS - Fee - 3 to 5 tonne truck	Extended period		Variable	Exempt	0.00	0.00	0.00	0%	
Private Vehicle access of POS - Fee - 3 to 5 tonne truck	Per day cost - non refundable			Including	200.00	200.00	0.00	0%	
Private Vehicle access of POS - Fee - car, van or utility with or without trailer	Per day cost- non refundable			Including	120.00	120.00	0.00	0%	
Street and Reserve Trees	Tree Removal		Per Tree	Exempt	0.00	0.00	0.00	0%	There will be requirement to pay the sum of the tree removal cost (as per City tender contracted rates) and the Helliwell amenity valuation (as per Tree Asset Audit/ Valuation) of the tree removed as well as the reinstatement tree costs (if applicable).
Street and Reserve Trees - 35 Litre	Tree planting. Fee is for a 35L tree stock, planted, staked and mulched. Included is maintenance and watering for two (2) subsequent summers.		Per Tree	Exempt	655.00	670.00	15.00	2%	Accounting for the real cost of street tree delivery including tree watering over 2 years. This is as per the City's Street and Reserve Trees Policy.
Street and Reserve Trees - 90 Litre	Tree (semi-advanced - 90 litre container). Fee chargeable to a developer for tree if one does not exist. Fee is for a 90L tree stock, planted, mulched and watered for two (2) subsequent summers.		Per Tree	Exempt	860.00	880.00	20.00	2%	Accounting for the real cost of street tree delivery including tree watering and maintenance over two (2) years. This is as per the City's Street and Reserve Trees Policy. Applicable where conditions of development require payment for a 90 litre advanced tree in line with Scheme Amendment 9 and Local Planning Policy 6.11.

FEES & CHARGES SCHEDULE 2022/2023

City of Stirling

Category	Description	Minimum/ Maximum	Basis of Charge	GST	2021/22 Charge \$	2022/23 Charge \$	Variance (\$)	Variance (%)	Comment
Street and Reserve Trees - Damage/Removal	Damaged tree or tree removed without authorisation.		Per Tree	Exempt	0.00	0.00	0.00	0%	Charge will be in line with contracted rates & tree valuation. There will be requirement to pay for associated tree pruning costs (as per City tender contracted rates) or the sum of the tree removal cost (per City tender contracted rates) & the Helliwell amenity valuation (per Tree Asset Audit/Valuation) if the tree requires to be removed or if the tree has already been removed without authorisation. For an existing street/reserve tree, a Verge Bond will be applied to protect the asset.
Street and Reserve Trees - Pruning	Tree Pruning (GST Exempt where requested by resident/ratepayer/developer, & City approved)		Per Tree	Exempt	0.00	0.00	0.00	0%	There will be requirement to pay for associated tree pruning costs (as per City tender contracted rates) for tree pruning as deemed required by the City. For an existing street/reserve tree, a Verge Bond will be applied to protect City street tree and reserve tree assets.
Tree Inspections - Multiple Trees (same site)	This charge is to cover costs associated with site inspections relating to Street Tree issues from development / works. For an existing street tree, a Verge Bond (enhanced) will be applied to protect City street tree assets. This charge may also be applied to cover costs associated with requests for tree inspections outside of the development process.		Per inspection, multiple trees (fee is per tree), per site	Exempt	140.00	140.00	0.00	0%	This charge is to cover costs associated with site inspections relating to Street Tree issues from development / works. For an existing street tree, a Verge Bond (enhanced) will be applied to protect City street tree assets.
Tree Inspections - Single Tree	This charge is to cover costs associated with site inspections relating to Street Tree issues from development / works. For an existing street tree, a Verge Bond (enhanced) will be applied to protect City street tree assets. This charge may also be applied to cover costs associated with requests for tree inspections outside of the development process.		Per inspection, single tree, per site	Exempt	250.00	250.00	0.00	0%	This charge is to cover costs associated with site inspections relating to Street Tree issues from development / works. For an existing street tree, a Verge Bond (enhanced) will be applied to protect City street tree assets.

FEES & CHARGES SCHEDULE 2022/2023

City of Stirling

Category	Description	Minimum/ Maximum	Basis of Charge	GST	2021/22 Charge \$	2022/23 Charge \$	Variance (\$)	Variance (%)	Comment
Waste and Fleet									
Commercial Services	1.5m3 Paper and Cardboard		Fee per lift	Exempt	0.00	29.50	29.50	100%	Emptied weekly, fortnightly or monthly - Invoiced monthly
Commercial Services	1100L Comingle Recycling		Fee per lift	Exempt	0.00	28.50	28.50	100%	Emptied weekly, fortnightly or monthly - Invoiced monthly
Commercial Services	1100L General Waste		Fee per lift	Exempt	0.00	38.50	38.50	100%	Emptied weekly, fortnightly or monthly - Invoiced monthly
Commercial Services	1100L Paper and Cardboard		Fee per lift	Exempt	0.00	12.50	12.50	100%	Emptied weekly, fortnightly or monthly - Invoiced monthly
Commercial Services	240L Comingle Recycling		Fee per lift	Exempt	0.00	12.50	12.50	100%	Emptied weekly, fortnightly or monthly - Invoiced monthly
Commercial Services	240L General Waste		Fee per lift	Exempt	0.00	13.50	13.50	100%	Emptied weekly, fortnightly or monthly - Invoiced monthly
Commercial Services	3.0m3 Paper and Cardboard		Fee per lift	Exempt	0.00	36.50	36.50	100%	Emptied weekly, fortnightly or monthly - Invoiced monthly
Commercial Services	4.5m3 Paper and Cardboard		Fee per lift	Exempt	0.00	45.00	45.00	100%	Emptied weekly, fortnightly or monthly - Invoiced monthly
Commercial Services	660L Comingle Recycling		Fee per lift	Exempt	0.00	22.50	22.50	100%	Emptied weekly, fortnightly or monthly - Invoiced monthly
Commercial Services	660L General Waste		Fee per lift	Exempt	0.00	26.50	26.50	100%	Emptied weekly, fortnightly or monthly - Invoiced monthly
Commercial Services	660L Paper and Cardboard		Fee per lift	Exempt	0.00	9.50	9.50	100%	Emptied weekly, fortnightly or monthly - Invoiced monthly
Commercial Services	Bulk Bin provision		Charge per bin	Exempt	150.00	150.00	0.00	0%	Charge for the removal of equipment for services ceased, downgraded, lost or stolen. - invoiced
Commercial Services	City 1.5 m3 standard		Per lift-invoiced	Exempt	65.00	50.00	-15.00	-23%	Emptied weekly, fortnightly or monthly - Invoiced monthly
Commercial Services	City 1100 Ltr General Waste Annual Charge		Per lift-invoiced	Exempt	2,050.00	2,050.00	0.00	0%	1100 Rear bin Lift Mixed Waste Annual
Commercial Services	City 1100 Ltr General Waste Quarterly Charge		Per lift-invoiced	Exempt	525.00	525.00	0.00	0%	1100 Rear bin Lift Mixed Waste Quarterly
Commercial Services	City 1100 Ltr General Waste, Extra service		Fee per lift	Exempt	50.00	50.00	0.00	0%	1100 Rear bin Lift Mixed Waste
Commercial Services	City 1100 Ltr General Waste, On Demand service		Fee per lift	Exempt	60.00	60.00	0.00	0%	1100 Rear bin Lift Mixed Waste
Commercial Services	City 1100 Ltr Recycle Annual Charge		Fee per lift	Exempt	800.00	800.00	0.00	0%	1100 Rear bin Lift Mixed Waste Annual
Commercial Services	City 1100 Ltr Recycle Quarterly Charge		Fee per lift	Exempt	212.50	212.50	0.00	0%	1100 Rear bin Lift Mixed Waste Quarterly
Commercial Services	City 1100 Ltr Recycle, Extra service		Fee per lift	Exempt	50.00	50.00	0.00	0%	1100 Rear bin Lift Mixed Waste
Commercial Services	City 1100 Ltr Recycle, On Demand service		Fee per lift	Exempt	60.00	60.00	0.00	0%	1100 Rear bin Lift Mixed Waste
Commercial Services	City 3.0 m3 standard		Per lift-invoiced	Exempt	85.00	85.00	0.00	0%	Emptied weekly, fortnightly or monthly - Invoiced monthly
Commercial Services	City 4.5 m3 bin standard		Per lift-invoiced	Exempt	105.00	115.00	10.00	10%	Emptied weekly, fortnightly or monthly - Invoiced monthly
Commercial Services	City 660 Ltr General Waste Annual Charge		Per lift-invoiced	Exempt	1,330.00	1,330.00	0.00	0%	660 Rear bin Lift Mixed Waste Annual
Commercial Services	City 660 Ltr General Waste Quarterly Charge		Per lift-invoiced	Exempt	345.00	345.00	0.00	0%	660 Rear bin Lift Mixed Waste Quarterly
Commercial Services	City 660 Ltr General Waste, Extra service		Fee per lift	Exempt	35.00	35.00	0.00	0%	660 Rear bin Lift Mixed Waste
Commercial Services	City 660 Ltr General Waste, On Demand service		Fee per lift	Exempt	45.00	45.00	0.00	0%	660 Rear bin Lift Mixed Waste
Commercial Services	City 660 Ltr Recycle Annual Charge		Per lift-invoiced	Exempt	550.00	550.00	0.00	0%	660 Rear bin Lift Mixed Waste Annual
Commercial Services	City 660 Ltr Recycle Quarterly Charge		Per lift-invoiced	Exempt	150.00	150.00	0.00	0%	660 Rear bin Lift Mixed Waste Quarterly
Commercial Services	City 660 Ltr Recycle, Extra service		Fee per lift	Exempt	35.00	35.00	0.00	0%	660 Rear bin Lift Mixed Waste
Commercial Services	City 660 Ltr Recycle, On Demand service		Fee per lift	Exempt	45.00	45.00	0.00	0%	660 Rear bin Lift Mixed Waste
Commercial Services	Futile Service	50% of the usual lift charge	Fee per lift	Exempt	0.00	42.50	42.50	100%	Please notify COS if access to your bin or service area may be obstructed and ensure you adhere to the terms and conditions in using your equipment. Where we cannot perform the service, unless the service failure was out of your control, this charge will apply.
Commercial Services	New Service levy - Shared		Fee per tenement	Exempt	100.00	100.00	0.00	0%	Provision of General waste (Red) and Co-mingled Recycling (Yellow) bins for Shared service. Garden (Green) Waste Bin if ordered
Commercial Services	On demand 240L MGB		Per lift on demand-invoiced	Exempt	20.00	20.00	0.00	0%	Per lift on demand-invoiced
Commercial Services	Postal Charge		Fee Per Invoice	Exempt	0.00	3.50	3.50	100%	You can elect to receive your invoice by post or email. If you elect to receive invoices by post, this fee will apply to each invoice.
Commercial Services	Quarterly a/c 240L MGB			Exempt	855.00	855.00	0.00	0%	For a once per week collection per MGB (paid quarterly)
Commercial Services	Supply and fit padlock			Exempt	110.00	110.00	0.00	0%	Fee per padlock.
Commercial Services	Suspension Charge		Fee Per 60 Day Overdue Invoice	Exempt	0.00	65.00	65.00	100%	This fee may be applied where you do not pay an invoice within the prescribed payment terms.
Commercial Services	Trade Food Waste 140L		Once per week	Including	10.00	15.00	5.00	50%	
Commercial Services	Trade Waste 240L MGB			Exempt	665.00	665.00	0.00	0%	For a once per week collection per MGB (prepaid rate, annual invoice)
Commercial Services	Trade Waste Greens 240L MGB			Exempt	225.00	225.00	0.00	0%	For a once per fortnight collection per MGB (prepaid rate, annual invoice)
Commercial Services	Trade Waste Yellow Co-mingled 240L MGB			Exempt	275.00	275.00	0.00	0%	For a once per fortnight collection per MGB (prepaid rate, annual invoice)

FEES & CHARGES SCHEDULE 2022/2023

City of Stirling

Category	Description	Minimum/ Maximum	Basis of Charge	GST	2021/22 Charge \$	2022/23 Charge \$	Variance (\$)	Variance (%)	Comment
Commercial Services	Trade Waste Yellow Co-mingled 360L MGB			Exempt	325.00	325.00	0.00	0%	For a once per fortnight collection per MGB (prepaid rate, annual invoice)
Domestic Collections	Additional Green 240L Garden Waste Bin.		Fee per tenement	Exempt	40.00	45.00	5.00	13%	Additional - Green. Provision of an additional Garden waste (green) bin. Additional fee on Standard service
Domestic Collections	Additional Mobile Garbage Bin for Upgrades.		Fee per Bin	Exempt	100.00	100.00	0.00	0%	Provision of General waste (Red) or Co-mingled Recycling (Yellow) or Garden (Green) bin
Domestic Collections	Additional Yellow 240L Co-mingled Recycling Bin.		Fee per tenement	Exempt	40.00	45.00	5.00	13%	Additional - Yellow. Provision of additional Comingled Recycling (yellow) waste bin. Additional fee on (Standard service + Upgrade - Yellow)
Domestic Collections	Additional Yellow 360L Co-mingled Recycling Bin.		Fee per tenement	Exempt	40.00	45.00	5.00	13%	Additional - Yellow. Provision of additional Comingled Recycling (yellow) waste bin. Additional fee on (Standard service + Upgrade - Yellow)
Domestic Collections	Mobile Garbage Bin extra collection.		Fee per Bin	Exempt	75.00	75.00	0.00	0%	Emptying of any domestic bin on demand or due to non compliance
Domestic Collections	New Service levy - Shared		Fee per tenement	Exempt	100.00	100.00	0.00	0%	Provision of General waste (Red) and Co-mingled Recycling (Yellow) bins for Shared service. Garden (Green) Waste Bin if ordered
Domestic Collections	New Service levy - Standard		Fee per tenement	Exempt	200.00	200.00	0.00	0%	Provision of General waste (Red) and Co-mingled Recycling (Yellow) bins for Standard service. Garden (Green) Waste Bin if >400 m2 or ordered
Domestic Collections	Shared service, (>=6 multi unit dwellings only).		Fee per tenement	Exempt	300.00	310.00	10.00	3%	Provision of waste services for multi unit dwellings only. Fee reduced as part of Economic Stimulus and Community Recovery Package
Domestic Collections	Skip Bin - additional bin.		Fee per unit	Exempt	85.00	85.00	0.00	0%	Provision of an additional Skip Bin for Household Bulk Junk
Domestic Collections	Standard service		Fee per tenement	Exempt	345.00	355.00	10.00	3%	Provision of waste services for households or multi unit dwellings. Fee reduced as part of the Economic Stimulus and Community Recovery Package
Domestic Collections	Upgrade Red. Bin volume increase, 140L to 240L General Waste bin.		Fee per tenement	Exempt	150.00	150.00	0.00	0%	Upgrade - Red. Provision of increase in general waste (red bin) capacity. Swap 140L for 240L. Upgrade fee on Standard service
Domestic Collections	Upgrade Yellow. Bin volume increase, 240L to 360L Co-mingled Waste bin.		Fee per tenement	Exempt	20.00	20.00	0.00	0%	Upgrade - Yellow. Provision of increase in Co-mingled (yellow bin) recycling capacity. Swap 240L for 360L. Upgrade fee on Standard service
Function Bin Fees	240L Function Bin		Fee per unit	Including	40.00	40.00	0.00	0%	Fee to deliver, empty and remove 240L Function Bin
Function Bin Fees	240L Function Bin, additional lift.		Fee per lift	Including	10.00	10.00	0.00	0%	Function Bin additional lift
Recycling Centre Balcatta	Car tyres (Per tyre)		Cost per tyre for disposal at RCB	Including	20.00	20.00	0.00	0%	Fee per tyre
Recycling Centre Balcatta	Dog waste bin - Large		Fee per unit	Including	15.00	15.00	0.00	0%	Fee to provide a large (240L) dog waste bin
Recycling Centre Balcatta	Dog waste bin - Small		Fee per unit	Including	10.00	10.00	0.00	0%	Fee to provide a small (120L) dog waste bin
Recycling Centre Balcatta	Fire extinguishers (commercial loads more than 4).		Per kilo	Including	0.00	2.50	2.50	100%	Disposal of commercial loads of fire extinguishers per kilo of extin
Recycling Centre Balcatta	Fluorescent tubes (commercial loads more than 10).		Per item	Including	0.00	1.00	1.00	100%	Item for commercial loads of fluorescents (usually more than 10 globes) \$1 per globe
Recycling Centre Balcatta	Light globes (commercial loads more than 10).		Per item	Including	0.00	0.60	0.60	100%	Item for commercial loads of light bulbs (usually more than 10 globes) 60c per globe
Recycling Centre Balcatta	Mattress disposal		Inner spring mattress (Per mattress)	Including	35.00	40.00	5.00	14%	Fee per mattress or base
Recycling Centre Balcatta	Minimum Fee, Green Waste		Green	Including	20.00	25.00	5.00	25%	Minimum Fee per car, Green Waste recycling
Recycling Centre Balcatta	Minimum Fee, Inert Waste		Inert (construction)	Including	35.00	35.00	0.00	0%	Minimum Fee per car, Inert Waste recycling
Recycling Centre Balcatta	Minimum Fee, Mixed Waste		Mixed	Including	45.00	45.00	0.00	0%	Minimum Fee per car, General Mixed Waste disposal
Recycling Centre Balcatta	Refrigerator disposal		Fee per unit	Including	30.00	30.00	0.00	0%	Fee for degassing and recycling of refrigerator
Recycling Centre Balcatta	Used motor oil (commercial load is classed as more than 20L)		Per item	Including	0.00	0.20	0.20	100%	Cost to dispose of used motor oil per litre - 20c
Recycling Centre Balcatta	Weighbridge Charge (vehicles only)		Per Vehicle	Including	27.50	27.50	0.00	0%	This is a charge for people and organisations who wish to weigh their vehicle only
Recycling Centre Balcatta	Weighbridge rate, mixed Commercial use	Min \$170/Max \$220	Mixed - Commercial use (IE 5,000T>15,000T)	Including	185.00	170.00	-15.00	-8%	Mixed Commercial use (5,000T>15,000T)
Recycling Centre Balcatta	Weighbridge rate/tonne		Mixed	Including	265.00	210.00	-55.00	-21%	Fee per tonne for General Mixed Waste disposal
Recycling Centre Balcatta	Weighbridge rate/tonne		Green	Including	85.00	85.00	0.00	0%	Fee per tonne for Green Waste recycling

FEES & CHARGES SCHEDULE 2022/2023

City of Stirling

Category	Description	Minimum/ Maximum	Basis of Charge	GST	2021/22 Charge \$	2022/23 Charge \$	Variance (\$)	Variance (%)	Comment
Recycling Centre Balcatta	Weighbridge rate/tonne		Inert (construction)	Including	125.00	125.00	0.00	0%	Fee per tonne for Inert Waste recycling
<i>Community Services</i>									
Bob Daniel Community Centre - Hire	Function Hire - Community Rate		Per Function	Including	305.00	305.00	0.00	0%	
Bob Daniel Community Centre - Hire	Function Hire - Standard Rate		Per Function	Including	425.00	425.00	0.00	0%	
Bob Daniel Community Centre - Hire	Main Hall Hire - Community Rate	Minimum	Per Hour	Including	5.75	5.75	0.00	0%	
Bob Daniel Community Centre - Hire	Main Hall Hire - Community Rate	Maximum	Per Hour	Including	30.50	30.50	0.00	0%	
Bob Daniel Community Centre - Hire	Main Hall Hire - Inglewood Autumn Club Rate		Per Hour	Including	5.75	6.00	0.25	4%	
Bob Daniel Community Centre - Hire	Main Hall Hire - Standard Rate		Per Hour	Including	50.00	50.00	0.00	0%	
Bob Daniel Community Centre - Hire	Meeting/Craft Room Hire - Community Rate		Per Hour	Including	15.50	15.50	0.00	0%	Applicable to Activity, Meeting, Lounge and Podiatry Rooms.
Bob Daniel Community Centre - Hire	Meeting/Craft Room Hire - Inglewood Autumn Club Rate		Per Hour	Including	5.75	6.00	0.25	4%	
Bob Daniel Community Centre - Hire	Meeting/Craft Room Hire - Standard Rate		Per Hour	Including	21.50	21.50	0.00	0%	Applicable to Activity, Meeting, Lounge and Podiatry Rooms.
Bob Daniel Community Centre - Hire	Podiatry Room - Hire Agreement Rate		Per Day	Including	25.50	25.50	0.00	0%	
Bonds	Community Centre Casual High Risk Group		Per Occasion	Including	5,000.00	5,000.00	0.00	0%	High risk includes high numbers, security required and/or alcohol provided
Bonds	Community Centre Casual Hirer - Community Rate		Per Occasion	Including	500.00	500.00	0.00	0%	Formalising the bond rates applied by the City for programs and functions
Bonds	Community Centre Casual Hirer - Standard Rate		Per Occasion	Including	1,000.00	1,000.00	0.00	0%	Formalising the bond rates applied by the City for programs and functions
Bonds	Community Centre Casual Hirer - Standard Rate with Alcohol		Per Occasion	Exempt	2,000.00	2,000.00	0.00	0%	
Bonds	Community Centre Regular Hirer - Community Rate		Per Occasion	Including	100.00	100.00	0.00	0%	Formalising the bond rates applied by the City for programs and functions
Bonds	Community Centre Regular Hirer - Standard Rate		Per Occasion	Including	500.00	500.00	0.00	0%	Formalising the bond rates applied by the City for programs and functions
Bus Hire	Hire Rate - Non Profit Groups		Per Hire	Including	120.00	120.00	0.00	0%	
Bus Hire	Hire Rate - Other Groups		Per Hire	Including	180.00	180.00	0.00	0%	
Bus Hire	Kilometre Rate - Non Profit Groups		Per Kilometre	Including	0.75	0.75	0.00	0%	
Bus Hire	Kilometre Rate - Other Groups		Per Kilometre	Including	0.95	0.95	0.00	0%	
Inglewood Children's Centre - Hire	Meeting/Craft Room Hire - Community Rate		Per Hour	Including	16.50	16.50	0.00	0%	
Inglewood Children's Centre - Hire	Meeting/Craft Room Hire - Standard Rate		Per Hour	Including	28.50	28.50	0.00	0%	
Kevin Smith Community Centre - Hire	Meeting/Craft Room Hire - Community Rate		Per Hour	Including	15.00	15.00	0.00	0%	Applicable to Meeting Room for City of Stirling bookings only.
Libraries Activity Room Hire	Inglewood, Mirrabooka, Scarborough		Community rate per hour or part thereof	Including	25.50	26.00	0.50	2%	
Libraries Activity Room Hire	Inglewood, Mirrabooka, Scarborough		Commercial rate per hour or part thereof	Including	42.50	43.00	0.50	1%	
Libraries Book Sales	"Along the plank road"			Including	11.00	11.00	0.00	0%	
Libraries Book Sales	"As it used to be"			Including	11.00	11.00	0.00	0%	
Libraries Book Sales	"Diversity's Challenge" hardback			Including	22.00	22.00	0.00	0%	
Libraries Book Sales	"Diversity's Challenge" paperback			Including	15.00	15.00	0.00	0%	
Libraries Facility Hire - Mirrabooka	Commercial rate		Per hour or part thereof	Including	165.50	166.00	0.50	0%	
Innovations Lab									
Libraries Facility Hire - Mirrabooka	Community rate including non-profit organisations		Per hour or part thereof	Including	50.50	51.00	0.50	1%	
Innovations Lab									
Libraries Fines	Overdue library loans		\$0.25 per item per day, with a maximum of \$5 per item	Exempt	0.25	0.25	0.00	0%	
Libraries Inter Library Loans I	Replacement of lost or damaged ILLS, WA Libraries (minimum charge)	Minimum	Adult Fiction (AF and Junior)	Exempt	49.50	30.00	-19.50	-39%	

FEES & CHARGES SCHEDULE 2022/2023

City of Stirling

Category	Description	Minimum/ Maximum	Basis of Charge	GST	2021/22 Charge \$	2022/23 Charge \$	Variance (\$)	Variance (%)	Comment
Libraries Inter Library Loans II	Inter Library Loans II		Adult Non Fiction (ANF)	Exempt	85.50	29.00	-56.50	-66%	
Libraries Inter Library Loans III	Inter Library Loans III		Junior (J)	Exempt	49.50	30.00	-19.50	-39%	
Libraries Inter Library Loans IV	ILLS - external to SLWA		All Stock	Exempt	300.00	100.00	-200.00	-67%	
Libraries Inter Library Loans V	ILLS - external to SLWA overdue fee			Including	180.00	180.00	0.00	0%	
Libraries Interlibrary Loans - External ILLS fee	Any interlibrary loan sourced within Australia (excluding WA).		Service fee per item.	Including	16.50	16.50	0.00	0%	
Libraries Laminating Service	A3 pouch (Mirrabooka only)			Including	5.30	5.30	0.00	0%	
Libraries Laminating Service	A4 pouch			Including	3.00	3.00	0.00	0%	
Libraries Laminating Service	Per metre (Dianella only)			Including	15.50	15.50	0.00	0%	
Libraries Laminating Service	Small pouch			Including	1.70	1.70	0.00	0%	
Libraries Lost Barcode Replacement	Lost Barcode Replacement			Exempt	8.50	8.60	0.10	1%	
Libraries Lost Library Card Replacement	Lost Library Card Replacement			Exempt	6.50	6.60	0.10	2%	
Libraries Office Equipment	USB flash drive 8 GB		Per USB	Including	10.00	10.00	0.00	0%	
Libraries Photocopying	Colour (coin box)		Per sheet	Including	1.00	1.00	0.00	0%	
Libraries Photocopying	Monochrome (coin box)		Per sheet	Including	0.20	0.20	0.00	0%	
Libraries Printing - 3D printing	Printing 3D models.		Base fee for four hours. Additional fee per hour or part thereof.	Including	11.00	11.00	0.00	0%	
Libraries Printing - Internet/Personal Computer	Internet/Personal Computer		Per sheet	Including	0.20	0.20	0.00	0%	
Libraries Printing - Internet/Personal Computer	Internet/Personal Computer (colour)		Per sheet	Including	2.00	2.00	0.00	0%	
Libraries Printing - Laser Cutter	Printing via laser cutter		Printing fee per minute.	Including	2.50	2.50	0.00	0%	
Libraries Printing - Laser Cutter	Printing via laser cutter		Printing fee per minute.	Including	1.10	1.00	-0.10	-9%	
Libraries Programs - Admission Fees	Guest author talks, workshops, seminars, and miscellaneous events		Per person	Including	6.60	6.60	0.00	0%	
Libraries Promotional Items	Ear buds		Per item	Including	1.60	1.60	0.00	0%	
Libraries Promotional Items	Library Bags		Per bag	Including	1.50	1.50	0.00	0%	
Libraries Reservations	Uncollected reservations		Per item	Exempt	1.95	1.95	0.00	0%	
Libraries Reservations - Postage (as per current Australia Post postage rate)			Per reservation, fee as per current Australia Post postage rate.	Including	1.50	1.50	0.00	0%	
Libraries Service Charge - Administration Fee - Debt Collection	Admin fee debt collection services		Per person	Exempt	15.00	15.00	0.00	0%	
Libraries Service Charge - Administration Fee - Lost/Damaged Item Payment	Admin fee for payment of lost/damaged items			Exempt	8.10	8.10	0.00	0%	
Libraries Temporary Membership	Temporary membership fee per individual		Per person	Exempt	45.00	45.00	0.00	0%	
Museum Facility Hire - Mount Flora Museum Meeting Room	Commercial groups and private functions		Per hour or part thereof	Including	58.50	59.00	0.50	1%	
Museum Facility Hire - Mount Flora Museum Meeting Room	Community rate including non-profit organisations		Per hour or part thereof	Including	35.50	36.00	0.50	1%	
Museum Facility Hire - Service Fee - Marriage Ceremony	Service fee - marriage ceremonies Mt Flora Water Tower.			Including	110.50	111.00	0.50	0%	
Museum Local History Photographs	Local History Photographs (commercial via email)		Admin fee per photograph	Including	35.00	37.00	2.00	6%	
Museum Local History Photographs	Local History Photographs (commercial via USB)		Admin Fee per photograph	Including	40.00	42.00	2.00	5%	
Museum Local History Photographs	Local History Photographs (personal use on USB)		Admin fee per photograph	Including	30.00	32.00	2.00	7%	
Museum Local History Photographs	Local History Photographs (personal use via email)		Admin fee per photograph	Including	25.00	27.00	2.00	8%	

FEES & CHARGES SCHEDULE 2022/2023

City of Stirling

Category	Description	Minimum/ Maximum	Basis of Charge	GST	2021/22 Charge \$	2022/23 Charge \$	Variance (\$)	Variance (%)	Comment
Museum Research Fee - Local History	Research Fee (local history)		Per hour or part thereof	Including	30.00	33.00	3.00	10%	
Stirling Community Care	Administration Fee		Variable	Exempt	0.00	0.00	0.00	0%	Fee varies based on funding type and level, and in response to ongoing aged care and disability services reforms
Stirling Community Care	Administration Fee		Variable	Including	0.00	0.00	0.00	0%	Fee varies based on funding type and level, and in response to ongoing aged care and disability services reforms
Stirling Community Care	Basic Daily Fee		Variable	Exempt	0.00	0.00	0.00	0%	Fee varies based on funding level and in response to ongoing aged care reforms
Stirling Community Care	Care Management Fee		Variable	Exempt	0.00	0.00	0.00	0%	Fee varies based on funding type and level, and in response to ongoing aged care and disability services reforms
Stirling Community Care	Care Management Fee		Variable	Including	0.00	0.00	0.00	0%	Fee varies based on funding type and level, and in response to ongoing aged care and disability services reforms
Stirling Community Care	Community Care Services - Exit Fee		Variable	Including	0.00	0.00	0.00	0%	Fee varies based on funding type and level, and in response to ongoing aged care and disability services reforms
Stirling Community Care	Community Care Services - Help at Home In-Service Transport fee		Variable	Exempt	0.00	0.00	0.00	0%	Fee varies based on funding type and level, and in response to ongoing aged care and disability services reforms
Stirling Community Care	Community Care Services - Help at Home In-Service Transport fee		Variable	Including	0.00	0.00	0.00	0%	Fee varies based on funding type and level, and in response to ongoing aged care and disability services reforms
Stirling Community Care	Community Care Services - Help at Home service fee		Variable	Exempt	0.00	0.00	0.00	0%	Fee varies based on funding type and level, and in response to ongoing aged care and disability services reforms
Stirling Community Care	Community Care Services - Help at Home service fee		Variable	Including	0.00	0.00	0.00	0%	Fee varies based on funding type and level, and in response to ongoing aged care and disability services reforms
Stirling Community Care	Community Care Services - Medication Support/Assistance service fee		Variable	Exempt	0.00	0.00	0.00	0%	Fee varies based on funding type and level, and in response to ongoing aged care and disability services reforms
Stirling Community Care	Community Care Services - Medication Support/Assistance service fee		Variable	Including	0.00	0.00	0.00	0%	Fee varies based on funding type and level, and in response to ongoing aged care and disability services reforms
Stirling Community Care	Community Care Services - Other Food Services service fee		Variable	Exempt	0.00	0.00	0.00	0%	Fee varies based on funding type and level, and in response to ongoing aged care and disability services reforms
Stirling Community Care	Community Care Services - Other Food Services service fee		Variable	Including	0.00	0.00	0.00	0%	Fee varies based on funding type and level, and in response to ongoing aged care and disability services reforms
Stirling Community Care	Community Care Services - Personal Care service fee		Variable	Exempt	0.00	0.00	0.00	0%	Fee varies based on funding type and level, and in response to ongoing aged care and disability services reforms
Stirling Community Care	Community Care Services - Personal Care service fee		Variable	Including	0.00	0.00	0.00	0%	Fee varies based on funding type and level, and in response to ongoing aged care and disability services reforms
Stirling Community Care	Community Care Services - Social Support service fee		Variable	Exempt	0.00	0.00	0.00	0%	Fee varies based on funding type and level, and in response to ongoing aged care and disability services reforms
Stirling Community Care	Community Care Services - Social Support service fee		Variable	Including	0.00	0.00	0.00	0%	Fee varies based on funding type and level, and in response to ongoing aged care and disability services reforms
Stirling Community Care	Community Care Services - Unaccompanied Shopping service fee		Variable	Exempt	0.00	0.00	0.00	0%	Fee varies based on funding type and level, and in response to ongoing aged care and disability services reforms
Stirling Community Care	Community Care Services - Unaccompanied Shopping service fee		Variable	Including	0.00	0.00	0.00	0%	Fee varies based on funding type and level, and in response to ongoing aged care and disability services reforms
Stirling Community Care	Community Day Clubs - Meal Fee at Centre		Variable	Including	0.00	0.00	0.00	0%	Fee varies based on funding type and level, and in response to ongoing aged care and disability services reforms
Stirling Community Care	Community Day Clubs - Transport		Variable	Exempt	0.00	0.00	0.00	0%	Fee varies based on funding type and level, club/program being attended, and in response to ongoing aged care and disability services reforms
Stirling Community Care	Community Day Clubs - Transport		Variable	Including	0.00	0.00	0.00	0%	Fee varies based on funding type and level, club/program being attended, and in response to ongoing aged care and disability services reforms
Stirling Community Care	Community Day Clubs Attendance Fee		Variable	Exempt	0.00	0.00	0.00	0%	Fee varies based on funding type and level, club/program being attended, duration of visit and in response to ongoing aged care and disability services reforms
Stirling Community Care	Community Day Clubs Attendance Fee		Variable	Including	0.00	0.00	0.00	0%	Fee varies based on funding type and level, club/program being attended, duration of visit and in response to ongoing aged care and disability services reforms

FEES & CHARGES SCHEDULE 2022/2023

City of Stirling

Category	Description	Minimum/ Maximum	Basis of Charge	GST	2021/22 Charge \$	2022/23 Charge \$	Variance (\$)	Variance (%)	Comment
Stirling Community Care	Community Food Services - 1 Course Meal, charge per meal		Variable	Including	0.00	0.00	0.00	0%	Fee varies based on funding type and level, residence location, and in response to ongoing aged care and disability services reforms
Stirling Community Care	Community Food Services - 2 Course Meal, charge per meal		Variable	Including	0.00	0.00	0.00	0%	Fee varies based on funding type and level, residence location, and in response to ongoing aged care and disability services reforms
Stirling Community Care	Community Food Services - Additional Food Items with Meal		Variable	Including	0.00	0.00	0.00	0%	Fee varies based on funding type and level, residence location, and in response to ongoing aged care and disability services reforms
Stirling Community Care	Community Food Services - Home Delivered Meals - Ingredients		Variable	Including	0.00	0.00	0.00	0%	Home Care Package customers, Fee varies based on meal size and in response to ongoing aged care and disability services reforms
Stirling Community Care	Community Food Services - Meal Production and Delivery fee		Variable	Exempt	0.00	0.00	0.00	0%	Fee varies based on funding type and level, and in response to ongoing aged care and disability services reforms
Stirling Community Care	Community Food Services - Meal Production and Delivery fee		Variable	Including	0.00	0.00	0.00	0%	Fee varies based on funding type and level, and in response to ongoing aged care and disability services reforms
Stirling Community Care	Community Transport Services - Group Shopping Bus		Variable	Exempt	0.00	0.00	0.00	0%	Fee varies based on funding type and level, and in response to ongoing aged care and disability services reforms
Stirling Community Care	Community Transport Services - Group Shopping Bus		Variable	Including	0.00	0.00	0.00	0%	Fee varies based on funding type and level, and in response to ongoing aged care and disability services reforms
Stirling Community Care	Community Transport Services - Medical Transport		Variable	Exempt	0.00	0.00	0.00	0%	Fee varies based on funding type and level, distance travelled, and in response to ongoing aged care and disability services reforms
Stirling Community Care	Community Transport Services - Medical Transport		Variable	Including	0.00	0.00	0.00	0%	Fee varies based on funding type and level, distance travelled, and in response to ongoing aged care and disability services reforms
Stirling Community Care	Community Transport Services - Social Transport		Variable	Exempt	0.00	0.00	0.00	0%	Fee varies based on funding type and level, distance travelled, and in response to ongoing aged care and disability services reforms
Stirling Community Care	Community Transport Services - Social Transport		Variable	Including	0.00	0.00	0.00	0%	Fee varies based on funding type and level, distance travelled, and in response to ongoing aged care and disability services reforms
Stirling Community Care	Connect2 Attendance Fee		Variable	Exempt	0.00	0.00	0.00	0%	Fee varies based on funding type and level, and in response to ongoing aged care reforms
Stirling Community Care	Connect2 Attendance Fee		Variable	Including	0.00	0.00	0.00	0%	Fee varies based on funding type and level, and in response to ongoing aged care reforms
Stirling Community Care	Establishment Fee		Variable	Exempt	0.00	0.00	0.00	0%	Fee varies based on funding type and level, and in response to ongoing aged care reforms
Stirling Community Care	Establishment Fee		Variable	Including	0.00	0.00	0.00	0%	Fee varies based on funding type and level, and in response to ongoing aged care reforms
Stirling Community Care	Income Tested Care Fees		Variable	Exempt	0.00	0.00	0.00	0%	Varies by individual, Fee is determined by the Commonwealth Government depending on individual's financial circumstances
Stirling Community Care	Outings - Individually charged based on outing		Variable	Exempt	0.00	0.00	0.00	0%	
Stirling Community Care	Outside Supply with Ext. Council Subsidy - Delivery		Per Meal	Including	2.75	2.75	0.00	0%	
Stirling Community Care	Package Management Fee		Variable	Exempt	0.00	0.00	0.00	0%	Applicable to Home Care Packages. Fee varies based on funding level and in response to ongoing aged care reforms
Stirling Community Care	Respite - Flexible, Community or Home Based		Variable	Exempt	0.00	0.00	0.00	0%	Fee varies based on funding type and level, and in response to ongoing aged care and disability services reforms
Stirling Community Care	Respite - Flexible, Community or Home Based		Variable	Including	0.00	0.00	0.00	0%	Fee varies based on funding type and level, and in response to ongoing aged care and disability services reforms
Stirling Community Care	Service cancellation fee - Less than 24 hours notice of cancellation		Full service fee	Exempt	0.00	0.00	0.00	0%	Fee varies based on funding type and level, and in response to ongoing aged care and disability services reforms
Stirling Community Care	Service cancellation fee - Less than 24 hours notice of cancellation		Full service fee	Including	0.00	0.00	0.00	0%	Fee varies based on funding type and level, and in response to ongoing aged care and disability services reforms
Stirling Community Care	Service cancellation fee - More than 24 hours notice of cancellation		No service fee	Exempt	0.00	0.00	0.00	0%	Fee varies based on funding type and level, and in response to ongoing aged care and disability services reforms
Stirling Community Care	Service cancellation fee - More than 24 hours notice of cancellation		No service fee	Including	0.00	0.00	0.00	0%	Fee varies based on funding type and level, and in response to ongoing aged care and disability services reforms
Stirling Community Care	Surcharges - Evenings		25% of standard service fee	Exempt	0.00	0.00	0.00	0%	After 6pm on week nights, Fee varies based on funding type and level, and in response to ongoing aged care and disability services reforms
Stirling Community Care	Surcharges - Evenings		25% of standard service fee	Including	0.00	0.00	0.00	0%	After 6pm on week nights, Fee varies based on funding type and level, and in response to ongoing aged care and disability services reforms

FEES & CHARGES SCHEDULE 2022/2023

City of Stirling

Category	Description	Minimum/ Maximum	Basis of Charge	GST	2021/22 Charge \$	2022/23 Charge \$	Variance (\$)	Variance (%)	Comment
Stirling Community Care	Surcharges - Public Holidays		100% of standard service fee	Exempt	0.00	0.00	0.00	0%	9am-6pm, by request only, subject to availability, Fee varies based on funding type and level, and in response to ongoing aged care and disability services reforms
Stirling Community Care	Surcharges - Public Holidays		100% of standard service fee	Including	0.00	0.00	0.00	0%	9am-6pm, by request only, subject to availability, Fee varies based on funding type and level, and in response to ongoing aged care and disability services reforms
Stirling Community Care	Surcharges - Saturdays		25% of standard service fee	Exempt	0.00	0.00	0.00	0%	9am-6pm, Fee varies based on funding type and level, and in response to ongoing aged care and disability services reforms
Stirling Community Care	Surcharges - Saturdays		25% of standard service fee	Including	0.00	0.00	0.00	0%	9am-6pm, Fee varies based on funding type and level, and in response to ongoing aged care and disability services reforms
Stirling Community Care	Surcharges - Sundays		50% of standard service fee	Exempt	0.00	0.00	0.00	0%	9am-6pm, by request only, subject to availability, Fee varies based on funding type and level, and in response to ongoing aged care and disability services reforms
Stirling Community Care	Surcharges - Sundays		50% of standard service fee	Including	0.00	0.00	0.00	0%	9am-6pm, by request only, subject to availability, Fee varies based on funding type and level, and in response to ongoing aged care and disability services reforms
Stirling Community Care	Wellbeing Check Call Out Fee		Variable	Exempt	0.00	0.00	0.00	0%	Minimum charge 1/4 hour, Fee varies based on funding type and level, distance travelled, and in response to ongoing aged care and disability services reforms
Stirling Community Care	Wellbeing Check Call Out Fee		Variable	Including	0.00	0.00	0.00	0%	Minimum charge 1/4 hour, Fee varies based on funding type and level, distance travelled, and in response to ongoing aged care and disability services reforms
Stirling Community Men's Shed	Membership fee per annum		Per Person Per Annum	Exempt	60.00	65.00	5.00	8%	Annual fee per member
Stirling Community Men's Shed	Computer Room Hire - Community Full Day		Per Session	Including	110.00	110.00	0.00	0%	
Stirling Community Men's Shed	Computer Room Hire - Community Half Day		Per Session	Including	65.00	65.00	0.00	0%	
Stirling Community Men's Shed	Computer Room Hire - Standard Full Day		Per Session	Including	310.00	310.00	0.00	0%	
Stirling Community Men's Shed	Computer Room Hire - Standard Half Day		Per Session	Including	210.00	210.00	0.00	0%	
<u>Recreation & Leisure Services</u>									
Aqua Card Entry Fees	Adult - 10 visit	Minimum		Including	53.10	53.90	0.80	2%	
Aqua Card Entry Fees	Adult - 10 visit	Maximum		Including	72.00	73.00	1.00	1%	
Aqua Card Entry Fees	Adult - 20 visit	Minimum		Including	100.00	102.50	2.50	3%	
Aqua Card Entry Fees	Adult - 20 visit	Maximum		Including	136.00	138.00	2.00	1%	
Aqua Card Entry Fees	Adult - Swim Plus - 10 visit	Minimum	Includes TTAC - Swim/Spa/Sauna LPB - Swim/Hydro	Including	97.20	99.60	2.40	2%	
Aqua Card Entry Fees	Adult - Swim Plus - 10 visit	Maximum	Includes TTAC - Swim/Spa/Sauna LPB - Swim/Hydro	Including	121.50	123.30	1.80	1%	
Aqua Card Entry Fees	Child - 10 visit	Minimum		Including	36.00	36.90	0.90	3%	
Aqua Card Entry Fees	Child - 10 visit	Maximum		Including	43.20	44.20	1.00	2%	
Aqua Card Entry Fees	Child - 20 visit	Minimum		Including	68.00	70.00	2.00	3%	
Aqua Card Entry Fees	Child - 20 visit	Maximum		Including	81.60	83.60	2.00	2%	
Aqua Card Entry Fees	Concession - Swim Plus - 10 visit	Minimum	Includes TTAC - Swim/Spa/Sauna LPB - Swim/Hydro	Including	73.00	87.30	14.30	20%	
Aqua Card Entry Fees	Concession - Swim Plus - 10 visit	Maximum	Includes TTAC - Swim/Spa/Sauna LPB - Swim/Hydro	Including	90.00	93.60	3.60	4%	
Aqua Card Entry Fees	Concession Swim - 20 visit	Minimum		Including	68.00	70.00	2.00	3%	
Aqua Card Entry Fees	Concession Swim - 20 visit	Maximum		Including	90.00	95.20	5.20	6%	
Aqua Card Entry Fees	Concession Swim - 10 Visit	Minimum		Including	36.00	37.00	1.00	3%	
Aqua Card Entry Fees	Concession Swim - 10 Visit	Maximum		Including	47.70	50.40	2.70	6%	

FEES & CHARGES SCHEDULE 2022/2023

City of Stirling

Category	Description	Minimum/ Maximum	Basis of Charge	GST	2021/22 Charge \$	2022/23 Charge \$	Variance (\$)	Variance (%)	Comment
Aquatic Centre Casual Entry Fees	Adults (16 yrs. above)	Minimum		Including	4.00	5.00	1.00	25%	
Aquatic Centre Casual Entry Fees	Adults (16 yrs. above)	Maximum		Including	8.00	8.20	0.20	3%	
Aquatic Centre Casual Entry Fees	Child 2 - 15 years	Minimum		Including	3.00	3.50	0.50	17%	
Aquatic Centre Casual Entry Fees	Child 2 - 15 years	Maximum		Including	4.80	5.00	0.20	4%	
Aquatic Centre Casual Entry Fees	Concession Swim	Minimum		Including	3.00	3.50	0.50	17%	
Aquatic Centre Casual Entry Fees	Concession Swim	Maximum		Including	5.30	5.60	0.30	6%	
Aquatic Centre Casual Entry Fees	Family Pass	Minimum		Including	10.00	12.00	2.00	20%	
Aquatic Centre Casual Entry Fees	Family Pass	Maximum		Including	21.00	21.20	0.20	1%	
Aquatic Centre Casual Entry Fees	Group Entry Rate - Adults	Minimum		Including	4.00	4.50	0.50	13%	
Aquatic Centre Casual Entry Fees	Group Entry Rate - Adults	Maximum		Including	6.70	7.00	0.30	4%	
Aquatic Centre Casual Entry Fees	Group Entry Rate - Children	Minimum		Including	3.00	3.20	0.20	7%	
Aquatic Centre Casual Entry Fees	Group Entry Rate - Children	Maximum		Including	4.20	4.40	0.20	5%	
Aquatic Centre Casual Entry Fees	Spectator	Minimum		Including	0.00	0.00	0.00	0%	
Aquatic Centre Casual Entry Fees	Spectator	Maximum		Including	2.40	2.40	0.00	0%	
Aquatic Centre Casual Entry Fees	Swim Plus	Minimum	Includes TTAC - Swim/Spa/Sauna LPB - Swim/Hydro	Including	10.80	11.00	0.20	2%	
Aquatic Centre Casual Entry Fees	Swim Plus	Maximum	Includes TTAC - Swim/Spa/Sauna LPB - Swim/Hydro	Including	13.50	13.80	0.30	2%	
Aquatic Centre Casual Entry Fees	Swim Plus Concession	Minimum		Including	8.10	8.40	0.30	4%	
Aquatic Centre Casual Entry Fees	Swim Plus Concession	Maximum		Including	10.00	10.40	0.40	4%	
Balga Community Centre - Hire	Function Hire - Community Rate		Per Function	Including	305.00	305.00	0.00	0%	
Balga Community Centre - Hire	Function Hire - Standard Rate		Per Function	Including	425.00	425.00	0.00	0%	
Balga Community Centre - Hire	Main Hall Hire - Balga Autumn Club Rate		Per Hour	Including	5.75	6.00	0.25	4%	
Balga Community Centre - Hire	Main Hall Hire - Community Rate	Minimum	Per Hour	Including	5.75	5.75	0.00	0%	
Balga Community Centre - Hire	Main Hall Hire - Community Rate	Maximum	Per Hour	Including	30.50	30.50	0.00	0%	
Balga Community Centre - Hire	Main Hall Hire - Standard Rate		Per Hour	Including	50.00	50.00	0.00	0%	
Balga Community Centre - Hire	Meeting/Craft Room Hire - Balga Autumn Club Rate		Per Hour	Including	5.75	6.00	0.25	4%	
Balga Community Centre - Hire	Meeting/Craft Room Hire - Community Rate		Per Hour	Including	15.50	15.50	0.00	0%	Applicable to Activity and Podiatry Rooms.
Balga Community Centre - Hire	Meeting/Craft Room Hire - Standard Rate		Per Hour	Including	21.50	21.50	0.00	0%	Applicable to Activity and Podiatry Rooms.
Balga Community Centre - Hire	Podiatry Room - Hire Agreement Rate		Per Day	Including	25.00	25.00	0.00	0%	
Beach Services	Learn To Surf School Permit		Annual Fee	Including	3,500.00	3,500.00	0.00	0%	
Casual Entry	Casual Sports Hall Entry		Up To Three Hours	Including	5.00	5.00	0.00	0%	
Cleaning fee - Herb Graham Mirrabooka	Main Arena High Risk Function		Per Item	Including	2,000.00	2,000.00	0.00	0%	Per event hire
Cleaning fee - Herb Graham Mirrabooka	Main Arena Low Risk Function		Per Item	Including	1,100.00	1,100.00	0.00	0%	Per event hire
Cleaning fee - Herb Graham Mirrabooka	Main Arena Medium Risk Function		Per Item	Including	1,500.00	1,500.00	0.00	0%	Per event hire
Club Development - Administration	Additional Key - outside of Club allocated 2 keys (club fee only)		Per Key	Including	20.00	20.00	0.00	0%	To assist with the management of key distribution to Clubs
Club Development - Administration	Administration - Booking Cancellation Fee		Once Off	Including	20.00	20.00	0.00	0%	
Club Development - Administration	Floodlight Key - for additional keys outside Clubs allocated 1 per reserve		Per Key	Including	75.00	75.00	0.00	0%	To assist with the management of key distribution to Clubs
Club Development - Administration	Key bond - Short term use		Per Key	Including	100.00	100.00	0.00	0%	To assist with the management of key distribution to Clubs
Club Development - Administration	Key bond - Short term use		Per Key	Exempt	100.00	100.00	0.00	0%	To assist with the management of key distribution to Clubs
Club Development - Administration	Late payment		Per overdue tax invoice	Including	50.00	50.00	0.00	0%	
Club Development - Administration	Late Reserve Booking Fee		Per Booking	Including	50.00	50.00	0.00	0%	
Club Development - Administration	Unauthorised use		Per Use	Including	250.00	250.00	0.00	0%	
Club Development - Casual Reserve Hire	General Booking - Commercial		Per Hour	Including	59.00	59.00	0.00	0%	Consolidated weddings, social gathering, Christmas Function and wedding photographs
Club Development - Casual Reserve Hire	General Booking - Commercial		Per Day	Including	230.00	230.00	0.00	0%	Consolidated weddings, social gathering, Christmas Function and wedding photographs
Club Development - Casual Reserve Hire	General Booking - Community		Per Hour	Including	30.00	30.00	0.00	0%	Consolidated weddings, social gathering, Christmas Function and wedding photographs
Club Development - Casual Reserve Hire	General Booking - Community		Per Day (5 hours)	Including	210.00	210.00	0.00	0%	Consolidated weddings, social gathering, Christmas Function and wedding photographs

FEES & CHARGES SCHEDULE 2022/2023

City of Stirling

Category	Description	Minimum/ Maximum	Basis of Charge	GST	2021/22 Charge \$	2022/23 Charge \$	Variance (\$)	Variance (%)	Comment
Club Development - Casual Reserve Hire	General Booking - Community/Commercial - High Risk		Bond	Exempt	550.00	550.00	0.00	0%	Bond for all events less than 100 people. Consolidated Weddings, Social Gathering, Christmas Function, Commercial. Bond is for the repair and restoration of parks/facilities assets and landscapes.
Club Development - Casual Reserve Hire	General Booking - Community/Commercial - High Risk		Bond	Including	550.00	550.00	0.00	0%	
Club Development - Casual Reserve Hire	Schools - Full Day (over 3 hours)		Per Day	Including	67.00	67.00	0.00	0%	Bond for all events less than 100 people. Consolidated Weddings, Social Gathering, Christmas Function, Commercial. Bond is for the repair and restoration of parks/facilities assets and landscapes.
Club Development - Casual Reserve Hire	Schools - Half day (up to 3 hours)		Half Day - up to 3 hours	Including	33.50	33.50	0.00	0%	
Club Development - Commercial Hire	Commercial hire - Personal Training - 11-25 clients		Per Session	Including	20.00	20.00	0.00	0%	
Club Development - Commercial Hire	Commercial hire - Personal Training - 11-25 clients		Winter (Apr-Sept)	Including	1,100.00	1,100.00	0.00	0%	
Club Development - Commercial Hire	Commercial hire - Personal Training - 11-25 clients		Summer (Oct-Mar)	Including	1,300.00	1,300.00	0.00	0%	
Club Development - Commercial Hire	Commercial hire - Personal Training - 11-25 clients		12 Months	Including	2,200.00	2,200.00	0.00	0%	
Club Development - Commercial Hire	Commercial hire - Personal Training - Up to 10 clients		Winter (Apr-Sept)	Including	550.00	550.00	0.00	0%	
Club Development - Commercial Hire	Commercial hire - Personal Training - Up to 10 clients		Summer (Oct-Mar)	Including	750.00	750.00	0.00	0%	
Club Development - Commercial Hire	Commercial hire - Personal Training - Up to 10 clients		12 Months	Including	1,100.00	1,100.00	0.00	0%	
Club Development - Commercial Hire	Commercial hire - Personal Training - Up to 4 clients		Winter (Apr-Sept)	Including	225.00	225.00	0.00	0%	
Club Development - Commercial Hire	Commercial hire - Personal Training - Up to 4 clients		Summer (Oct-Mar)	Including	425.00	425.00	0.00	0%	
Club Development - Commercial Hire	Commercial hire - Personal Training - Up to 4 clients		12 Months	Including	550.00	550.00	0.00	0%	
Club Development - Commercial Hire	commercial hire - Personal Training -Up to 10 clients		Per Session	Including	10.00	10.00	0.00	0%	
Club Development - Commercial Hire	commercial hire - Personal Training- Up to 4 clients		Per Session	Including	5.00	5.00	0.00	0%	
Club Development - Commercial Hire	Personal Training - signage replacement		Per Sign	Including	100.00	100.00	0.00	0%	
Club Development - events - over 100	Events on reserves - High Risk		Bond	Exempt	5,000.00	5,000.00	0.00	0%	Bond is for the repair and restoration of parks/facilities assets and landscapes.
Club Development - events - over 100	Events on reserves - Low Risk		Bond	Exempt	1,000.00	1,000.00	0.00	0%	
Club Development - events - over 100	Events on reserves - Medium Risk		Bond	Exempt	2,500.00	2,500.00	0.00	0%	Bond is for the repair and restoration of parks/facilities assets and landscapes.
Club Development - events - over 100	Reserve Overflow Parking - Commercial		Per Day	Including	800.00	800.00	0.00	0%	
Club Development - events - over 100	Reserve Overflow Parking - Community		Per Day	Including	200.00	200.00	0.00	0%	
Club Development - Oncharging	Lease or Licence Holder - Alcohol		Per Function	Exempt	1,000.00	1,000.00	0.00	0%	
Club Development - Oncharging	Lease or Licence Holder - Level 5 facility - Commercial/profit use		Per Function	Including	735.00	735.00	0.00	0%	
Club Development - Oncharging	Lease or Licence Holder - Level 1 facility - Commercial/profit use		Per Function	Including	380.00	380.00	0.00	0%	
Club Development - Oncharging	Lease or Licence Holder - Level 4 facility - Commercial/profit use		Per Function	Including	645.00	645.00	0.00	0%	
Club Development - Oncharging	Athletics Line marking		Per Carnival (up to 2 consecutive days)	Including	100.00	100.00	0.00	0%	Athletics line marking not previously captured
Club Development - Oncharging	Lease or Licence Holder - Function Bond		Per Function	Exempt	500.00	500.00	0.00	0%	
Club Development - Oncharging	Lease or Licence Holder - High Risk Function bond (18 and 21st)		Per Function	Exempt	5,000.00	5,000.00	0.00	0%	
Club Development - Oncharging	Lease or Licence Holder - Key Bond		Per User	Exempt	100.00	100.00	0.00	0%	
Club Development - Oncharging	Lease or Licence Holder - Level 1 facility - Commercial		Per Hour	Including	19.00	19.00	0.00	0%	
Club Development - Oncharging	Lease or Licence Holder - Level 1 facility - Community		Per Function	Including	222.00	222.00	0.00	0%	
Club Development - Oncharging	Lease or Licence Holder - Level 1 facility - Community		Per Hour	Including	11.90	11.90	0.00	0%	
Club Development - Oncharging	Lease or Licence Holder - Level 2 facility - Commercial		Per Hour	Including	29.75	29.75	0.00	0%	
Club Development - Oncharging	Lease or Licence Holder - Level 2 facility - Commercial/profit use		Per Function	Including	470.00	470.00	0.00	0%	
Club Development - Oncharging	Lease or Licence Holder - Level 2 facility - Community		Per Function	Including	265.00	265.00	0.00	0%	
Club Development - Oncharging	Lease or Licence Holder - Level 2 facility - Community		Per Hour	Including	16.75	16.75	0.00	0%	
Club Development - Oncharging	Lease or Licence Holder - Level 3 facility - Commercial		Per Hour	Including	40.25	40.25	0.00	0%	
Club Development - Oncharging	Lease or Licence Holder - Level 3 facility - Commercial/profit use		Per Function	Including	560.00	560.00	0.00	0%	
Club Development - Oncharging	Lease or Licence Holder - Level 3 facility - Community		Per Function	Including	310.00	310.00	0.00	0%	
Club Development - Oncharging	Lease or Licence Holder - Level 3 facility - Community		Per Hour	Including	21.50	21.50	0.00	0%	

FEES & CHARGES SCHEDULE 2022/2023

City of Stirling

Category	Description	Minimum/ Maximum	Basis of Charge	GST	2021/22 Charge \$	2022/23 Charge \$	Variance (\$)	Variance (%)	Comment
Club Development - Oncharging	Lease or Licence Holder - Level 4 facility - Commercial		Per Hour	Including	51.00	51.00	0.00	0%	
Club Development - Oncharging	Lease or Licence Holder - Level 4 facility - Community		Per Function	Including	355.00	355.00	0.00	0%	
Club Development - Oncharging	Lease or Licence Holder - Level 4 facility - Community		Per Hour	Including	26.25	26.25	0.00	0%	
Club Development - Oncharging	Lease or Licence Holder - Level 5 facility - Commercial		Per Hour	Including	61.50	61.50	0.00	0%	
Club Development - Oncharging	Lease or Licence Holder - Level 5 facility - Community		Per Function	Including	397.00	397.00	0.00	0%	
Club Development - Oncharging	Lease or Licence Holder - Level 5 facility - Community		Per Hour	Including	31.25	31.25	0.00	0%	
Club Development - Oncharging	Lease or Licence Holder - Level 6 facility - Commercial		Per Hour	Including	72.00	72.00	0.00	0%	
Club Development - Oncharging	Lease or Licence Holder - Level 6 facility - Commercial		Per Function	Including	820.00	820.00	0.00	0%	
Club Development - Oncharging	Lease or Licence Holder - Level 6 facility - Community		Per Function	Including	445.00	445.00	0.00	0%	
Club Development - Oncharging	Lease or Licence Holder - Level 6 facility - Community		Per Hour	Including	36.00	36.00	0.00	0%	
Club Development - Oncharging	Turf Cricket Wickets - only for limited clubs/associations		Per wicket	Including	165.00	165.00	0.00	0%	
Club Development - Sporting Clubs	Athletics - Senior Reserve Usage Charges - Training AND Matchplay		Association Fixtured Season	Including	44.50	44.50	0.00	0%	This charge is inclusive of the regular season and finals in line with the Club Information Kit guidelines
Club Development - Sporting Clubs	Baseball - Senior Reserve Usage Charges - Training AND Matchplay		Association Fixtured Season	Including	460.00	460.00	0.00	0%	This charge is inclusive of the regular season and finals in line with the Club Information Kit guidelines
Club Development - Sporting Clubs	City of Stirling Sporting Clubs - non fixtured carnivals, events and tournaments		Per Day	Including	165.00	165.00	0.00	0%	
Club Development - Sporting Clubs	Cricket - Senior Reserve Usage Charges - Training AND Matchplay		Association Fixtured Season	Including	545.00	545.00	0.00	0%	This charge is inclusive of the regular season and finals in line with the Club Information Kit guidelines
Club Development - Sporting Clubs	Dog Obedience Training - Over 100 clients - per season - per club		Per season - per club	Including	340.00	340.00	0.00	0%	
Club Development - Sporting Clubs	Dog Obedience Training - Up to 100 clients - per season - per club		Per season - per club	Including	272.50	272.50	0.00	0%	
Club Development - Sporting Clubs	Dog Obedience Training - Up to 25 clients - per season - per club		Per season - per club	Including	230.00	230.00	0.00	0%	
Club Development - Sporting Clubs	Floodlight Usage - Casual Usage	Maximum	Per pole/per hour for floodlights	Including	5.50	5.50	0.00	0%	Floodlight charge to accommodate for casual usage, commercial usage and non CoS and SSA Usage
Club Development - Sporting Clubs	Floodlight use - Applicable to all users of floodlights (both junior and senior)	Minimum	Per pole/per hour for floodlights	Including	1.00	1.00	0.00	0%	Floodlight charge to a minimum rate based on a set approved criteria for floodlight usage
Club Development - Sporting Clubs	Football - Senior Reserve Usage Charges - Training AND Matchplay		Association Fixtured Season	Including	1,000.00	1,000.00	0.00	0%	This charge is inclusive of the regular season and finals in line with the Club Information Kit guidelines
Club Development - Sporting Clubs	Gaelic Football - Senior Reserve Usage Charges - Training AND Matchplay		Association Fixtured Season	Including	695.00	695.00	0.00	0%	This charge is inclusive of the regular season and finals in line with the Club Information Kit guidelines
Club Development - Sporting Clubs	Grid Iron - Senior Reserve Usage Charges - Training AND Matchplay		Association Fixtured Season	Including	505.00	505.00	0.00	0%	This charge is inclusive of the regular season and finals in line with the Club Information Kit guidelines
Club Development - Sporting Clubs	Hockey - Senior Reserve Usage Charges - Training AND Matchplay		Association Fixtured Season	Including	545.00	545.00	0.00	0%	This charge is inclusive of the regular season and finals in line with the Club Information Kit guidelines
Club Development - Sporting Clubs	Hurling - Senior Reserve Usage Charges - Training AND Matchplay		Association Fixtured Season	Including	695.00	695.00	0.00	0%	This charge is inclusive of the regular season and finals in line with the Club Information Kit guidelines
Club Development - Sporting Clubs	Lacrosse - Senior Reserve Usage Charges - Training AND Matchplay		Association Fixtured Season	Including	640.00	640.00	0.00	0%	This charge is inclusive of the regular season and finals in line with the Club Information Kit guidelines
Club Development - Sporting Clubs	Out of Season Training		10% of senior reserve usage charge for training or matchplay per season.	Including	0.00	0.00	0.00	0%	
Club Development - Sporting Clubs	Recreation Model aircraft		Sporting Season	Including	460.00	460.00	0.00	0%	
Club Development - Sporting Clubs	Recreation Model boats		Sporting Season	Including	264.00	264.00	0.00	0%	
Club Development - Sporting Clubs	Rugby League - Senior Reserve Usage Charges - Training AND Matchplay		Association Fixtured Season	Including	775.00	775.00	0.00	0%	This charge is inclusive of the regular season and finals in line with the Club Information Kit guidelines
Club Development - Sporting Clubs	Rugby Union - Senior Reserve Usage Charges - Training AND Matchplay		Association Fixtured Season	Including	1,000.00	1,000.00	0.00	0%	This charge is inclusive of the regular season and finals in line with the Club Information Kit guidelines
Club Development - Sporting Clubs	Scratch matches outside of season, casual booking		Per Match	Including	165.00	165.00	0.00	0%	BASIS CHANGE - Previously 2 Matches
Club Development - Sporting Clubs	Soccer - Senior Reserve Usage Charges - Training AND Matchplay		Association Fixtured Season	Including	545.00	545.00	0.00	0%	This charge is inclusive of the regular season and finals in line with the Club Information Kit guidelines

FEES & CHARGES SCHEDULE 2022/2023

City of Stirling

Category	Description	Minimum/ Maximum	Basis of Charge	GST	2021/22 Charge \$	2022/23 Charge \$	Variance (\$)	Variance (%)	Comment
Club Development - Sporting Clubs	Softball - Senior Reserve Usage Charges - Training AND Matchplay		Association Fixtured Season	Including	460.00	460.00	0.00	0%	This charge is inclusive of the regular season and finals in line with the Club Information Kit guidelines
Club Development - Sporting Clubs	Sports Association and non City of Stirling Clubs booking		Per Day	Including	165.00	165.00	0.00	0%	Reduced based on feedback from the Associations as well Industry Analysis
Club Development - Sporting Clubs	Touch Football - Senior Reserve Usage Charges - Training AND Matchplay		Association Fixtured Season	Including	460.00	460.00	0.00	0%	This charge is inclusive of the regular season and finals in line with the Club Information Kit guidelines
Club Development - Sporting Clubs	Ultimate Frisbee - Senior Reserve Usage Charges - Training AND Matchplay		Association Fixtured Season	Including	460.00	460.00	0.00	0%	This charge is inclusive of the regular season and finals in line with the Club Information Kit guidelines
Club Development – Sporting Clubs	All Sports Senior Reserve Usage Charge - Training OR Matchplay		Percentage	Including	0.00	0.00	0.00	0%	Equates to 50% of sport specific Senior Sporting Club Reserve Usage Charges for one off Training or Matchplay
Club Development – Sporting Clubs	Netball - Senior Reserve/Courts Usage Charge - Training AND Matchplay		per team/per week	Including	550.00	550.00	0.00	0%	
Club Development – Sporting Clubs	Touch Football - Senior Reserve Use - Training OR Matchplay		per team/per week	Including	9.00	9.00	0.00	0%	Per week charge based on short season. Touch and Austag
Club Development - Tennis Court Hire	Commercial Usage - After 6pm		Per Hour	Including	29.50	29.50	0.00	0%	
Club Development - Tennis Court Hire	Commercial Use - Before 6pm		Per Hour	Including	25.00	25.00	0.00	0%	
Club Development - Tennis Court Hire	Community Usage - After 6pm		Per Hour	Including	15.00	15.00	0.00	0%	
Club Development - Tennis Court Hire	Community Usage - Before 6pm		Per Hour	Including	10.50	10.50	0.00	0%	
Crèche	Non Members - I child	Minimum		Including	5.00	5.00	0.00	0%	
Crèche	Non Members - I child	Maximum		Including	6.30	6.30	0.00	0%	
Dianella Community Centre - Hire	Function Hire - Community Rate		Per Function	Including	190.00	190.00	0.00	0%	
Dianella Community Centre - Hire	Function Hire - Standard Rate		Per Function	Including	255.00	255.00	0.00	0%	
Dianella Community Centre - Hire	Main Hall Hire - Community Rate	Minimum	Per Hour	Including	5.75	5.75	0.00	0%	
Dianella Community Centre - Hire	Main Hall Hire - Community Rate	Maximum	Per Hour	Including	30.50	30.50	0.00	0%	
Dianella Community Centre - Hire	Main Hall Hire - Dianella Autumn Club Rate		Per Hour	Including	5.75	6.00	0.25	4%	Applicable to Dianella Autumn Club and Retirees WA Inc. only for their agreed hours of use; clubs are to be charged the minimum Community Rate of hire for bookings outside agreed hours.
Dianella Community Centre - Hire	Main Hall Hire - Standard Rate		Per Hour	Including	50.00	50.00	0.00	0%	
Dianella Community Centre - Hire	Meeting/Craft Room Hire - Community Rate		Per Hour	Including	15.50	15.50	0.00	0%	Applicable to Lounge and Podiatry Rooms.
Dianella Community Centre - Hire	Meeting/Craft Room Hire - Dianella Autumn Club Rate		Per Hour	Including	50.00	50.00	0.00	0%	Applicable to Dianella Autumn Club and Retirees WA Inc. only for their agreed hours of use; clubs are to be charged the minimum Community Rate of hire for bookings outside agreed hours. Applicable to Lounge Room only.
Dianella Community Centre - Hire	Meeting/Craft Room Hire - Standard Rate		Per Hour	Including	21.50	21.50	0.00	0%	Applicable to Lounge and Podiatry Rooms.
Dianella Community Centre - Hire	Podiatry Room - Hire Agreement Rate		Per Day	Including	25.50	25.50	0.00	0%	
Equipment Hire - Stirling Leisure Centres - Herb Graham - Mirrabooka	SLC - Herb Graham - Bain Marie		Per Item	Including	55.00	55.00	0.00	0%	
Equipment Hire - Stirling Leisure Centres - Herb Graham - Mirrabooka	SLC - Herb Graham - Barbeque		Per Item	Including	75.00	75.00	0.00	0%	
Equipment Hire - Stirling Leisure Centres - Herb Graham - Mirrabooka	SLC - Herb Graham - Projector Hire		Per Item	Including	20.00	20.00	0.00	0%	
Equipment Hire - Stirling Leisure Centres - Herb Graham - Mirrabooka	SLC - Herb Graham - Stage		Per Item	Including	350.00	350.00	0.00	0%	
Equipment Hire - Stirling Leisure Centres - Herb Graham - Mirrabooka	SLC - Herb Graham - Tablecloths		Per Item	Including	15.00	15.00	0.00	0%	
Facility Hire	Bond - High Risk		Per Booking	Exempt	2,000.00	2,000.00	0.00	0%	
Facility Hire	Bond - Low Risk		Per Booking	Exempt	100.00	100.00	0.00	0%	
Facility Hire	Bond - Major Risk		Per Booking	Exempt	5,000.00	5,000.00	0.00	0%	
Facility Hire	Bond - Moderate Risk		Per Booking	Exempt	1,000.00	1,000.00	0.00	0%	
Facility Hire	Bond - No Risk		Per Booking	Exempt	50.00	50.00	0.00	0%	
Facility Hire	Bond - Normal Risk		Per Booking	Exempt	500.00	500.00	0.00	0%	
Facility Hire	Cancellation Fee - Community Event		Per Booking	Including	100.00	100.00	0.00	0%	
Facility Hire	Cancellation Fee - Major Event		Per Booking	Including	1,000.00	1,000.00	0.00	0%	
Facility Hire	Cancellation Fee - Medium Event		Per Booking	Including	500.00	500.00	0.00	0%	
Facility Hire	Cancellation Fee - Minor Event		Per Booking	Including	200.00	200.00	0.00	0%	

FEES & CHARGES SCHEDULE 2022/2023

City of Stirling

Category	Description	Minimum/ Maximum	Basis of Charge	GST	2021/22 Charge \$	2022/23 Charge \$	Variance (\$)	Variance (%)	Comment
Facility Hire	Cancellation Fee (Standard Rate)		Per Rental	Including	50.00	50.00	0.00	0%	To be used when a booking is cancelled with five (5) or more business days' notice until the booking date. Applicable to all Stirling Leisure and Community Centres.
Facility hire	Community Rate discount		Percentage	Including	0.00	0.00	0.00	0%	Equates to 50% of any Facility Hire Standard Rate. As per Terms and Conditions of Hire, Community Rate applicable to Not-For-Profit Organisations verified by City of Stirling.
Facility hire	Fundraising Waiver Discount		Percentage	Including	0.00	0.00	0.00	0%	Up to 100% off a Facility Hire fee based on a set approved criteria for fundraising events
Facility Hire	Late Payment Fee		Per Tax Invoice Per Month	Including	50.00	50.00	0.00	0%	Late payment fee applicable to any tax invoice that has not been paid within one month after the due date on the invoice. Late payment fee is applied monthly for each month the invoice remains unpaid. Applicable to all Stirling Leisure and Community Centres.
Facility Hire	Rental Amendment Fee		Per Amendment	Including	25.00	25.00	0.00	0%	Rental amendment fee applicable to any rental amendments with less than two (2) business days' notice before requested booking date. Applicable to all Stirling Leisure and Community Centres.
Facility hire	Seniors rate discount		Percentage	Including	0.00	0.00	0.00	0%	50% off a Facility Hire Community Rate based on a set approved criteria to validate senior status
Facility Hire	Storage	Minimum	Per Week	Including	2.00	2.00	0.00	0%	Smaller storage options now available
Facility Hire	Storage	Maximum	Per Week	Including	30.00	50.00	20.00	67%	Larger storage options now available
Facility Hire - Beach Services	Amphitheatre Booking Fee (per day)	Minimum	Per Day	Including	300.00	300.00	0.00	0%	
Facility Hire - Beach Services	Beach Booking Fee (per hour)		Per Hour	Including	20.00	20.00	0.00	0%	
Facility Hire - Beach Services	Beach Booking Fee (per day)		Per Day	Including	100.00	100.00	0.00	0%	
Facility Hire - Beach Services	Commercial Event (3 - 5 days of hire)		Per Event	Including	15,000.00	15,000.00	0.00	0%	Applicable to all Commercial ticketed/licensed events that are selling food and/or beverages. Fee is charged for min. of hire three (3) days, max. of hire five (5) days per area/facility and applies to set up/pack down time. - Consolidation of various beach locations charges
Facility Hire - Beach Services	Commercial Event (per day)		Per Day	Including	5,000.00	5,000.00	0.00	0%	Applicable to all Commercial ticketed/licensed events that are selling food and/or beverages. Fee is charged per area/facility per day and applies to set up/pack down time. - Consolidation of various beach locations charges
Facility Hire - Beach Services	Commercial Seasonal Event (per season)		Per Season	Including	10,000.00	10,000.00	0.00	0%	Applicable to all commercial events. Fee is inclusive of set up/pack down time, valid for bookings with five or more events that occur in a regular pattern within the summer season from October to June, approx. eight (8) months. - Consolidation of various beach locations charges
Facility Hire - Beach Services	Community Event (3 - 5 days of hire) - High Impact		Per Event	Including	3,000.00	3,000.00	0.00	0%	Applicable to all events that are not-for-profit where one or more of the following apply; ticketed, liquor licence or selling food and/or beverage. This fee is only applicable whereby a certificate of incorporation and/or statutory declaration stating that the event is not-for-profit has been verified by the City of Stirling. Fee is charged for min. of hire three (3) days, max. of hire five (5) days per area/facility and applies to set up/pack down time.
Facility Hire - Beach Services	Community Event (3 - 5 days of hire) - Low Impact		Per Event	Including	1,500.00	1,500.00	0.00	0%	Applicable to all that are events not-for-profit, un-ticketed, do not require a liquor licence and are not selling food and/or beverage. This fee is only applicable whereby a certificate of incorporation and/or statutory declaration stating that the event is not-for-profit has been verified by the City of Stirling. Fee is charged for min. of hire three (3) days, max. of hire five (5) days per area/facility and applies to set up/pack down time. Consolidation of various beach local

FEES & CHARGES SCHEDULE 2022/2023

City of Stirling

Category	Description	Minimum/Maximum	Basis of Charge	GST	2021/22 Charge \$	2022/23 Charge \$	Variance (\$)	Variance (%)	Comment
Facility Hire - Beach Services	Community Event (per day) - Christmas Carols		Per Day	Including	400.00	400.00	0.00	0%	Applicable to specific event of December Christmas Carols. This is a not-for-profit where one or more of the following apply; ticketed, liquor licence or selling food and/or beverage. This fee is only applicable whereby a certificate of incorporation and/or statutory declaration stating that the event is not-for-profit has been verified by the City of Stirling. Fee is charged per area/facility per day and applies to set up/pack down time. - Consolidation various locations
Facility Hire - Beach Services	Community Event (per day) - High Impact		Per Day	Including	1,000.00	1,000.00	0.00	0%	Applicable to all events that are not-for-profit where one or more of the following apply; ticketed, liquor licence or selling food and/or beverage. This fee is only applicable whereby a certificate of incorporation and/or statutory declaration stating that the event is not-for-profit has been verified by the City of Stirling. Fee is charged per area/facility per day and applies to set up/pack down time. - Consolidation of various beach locations charges
Facility Hire - Beach Services	Community Event (per day) - Low Impact		Per Day	Including	500.00	500.00	0.00	0%	Applicable to all events that are not for profit, un-ticketed, do not require a liquor licence and are not selling food and/or beverage. This fee is only applicable whereby a certificate of incorporation and/or statutory declaration stating that the event is not for profit has been verified by the City of Stirling. Fee is charged per area/facility per day and applies to set up/pack down time. - Consolidation of various beach locations charges
Facility Hire - Beach Services	Community Seasonal Event (per season) - High Impact		Per Season	Including	5,000.00	5,000.00	0.00	0%	Applicable to all events that are not-for-profit where one or more of the following apply; ticketed, liquor licence or selling food and/or beverage. This fee is only applicable whereby a certificate of incorporation and/or statutory declaration stating that the event is not-for-profit has been verified by the City of Stirling. Fee is inclusive of set up/pack down time, valid for bookings with five or more events that occur in a regular pattern within the summer season Oct to June
Facility Hire - Beach Services	Community Seasonal Event (per season) - Low Impact		Per Season	Including	2,500.00	2,500.00	0.00	0%	Applicable to all that are events not-for-profit, un-ticketed, do not require a liquor licence and are not selling food and/or beverage. This fee is only applicable whereby a certificate of incorporation and/or statutory declaration stating that the event is not-for-profit has been verified by the City of Stirling. Fee is inclusive of set up/pack down time, valid for bookings with five or more events that occur in a regular pattern within the summer season from October to June.
Facility Hire - Beach Services	Media Activation and Promotion Event (per event)		Per Event	Including	180.00	180.00	0.00	0%	Applicable to all media and promotional activation, photography and filming bookings. Fee is inclusive of set up/pack down time and is valid for a max. three (3) hours; access of more than three (3) hours will be charged the Community Event (per day) - Low Impact charge. - Consolidation of various beach locations charges
Facility Hire - Recreation Facilities	Activity Room (50 – 100sqm)	Minimum	per hour	Including	32.00	32.00	0.00	0%	
Facility Hire - Recreation Facilities	Activity Room (50 – 100sqm)	Maximum	per hour	Including	62.50	62.50	0.00	0%	
Facility Hire - Recreation Facilities	Additional Staffing charge	Minimum	Per Hour	Including	30.00	30.00	0.00	0%	Minimum charge for additional staff
Facility Hire - Recreation Facilities	Additional Staffing charge	Maximum	Per Hour	Including	70.00	70.00	0.00	0%	Minimum charge for additional staff
Facility Hire - Recreation Facilities	Badminton Court	Minimum	Per hour	Including	10.00	10.00	0.00	0%	Minimum/Maximum fee structure to align all facility hire of Recreation Facilities.
Facility Hire - Recreation Facilities	Badminton Court	Maximum	Per hour	Including	16.00	16.00	0.00	0%	Minimum/Maximum fee structure to align all facility hire of Recreation Facilities.
Facility Hire - Recreation Facilities	Full Sports Court	Minimum	per hour	Including	30.00	30.00	0.00	0%	
Facility Hire - Recreation Facilities	Full Sports Court	Maximum	per hour	Including	84.00	84.00	0.00	0%	
Facility Hire - Recreation Facilities	Function Rates (3pm to 1am)	Minimum	per day	Including	250.00	250.00	0.00	0%	
Facility Hire - Recreation Facilities	Function Rates (3pm to 1am)	Maximum	per day	Including	5,500.00	5,500.00	0.00	0%	
Facility Hire - Recreation Facilities	Half Sports Court	Minimum	per hour	Including	17.00	17.00	0.00	0%	
Facility Hire - Recreation Facilities	Half Sports Court	Maximum	per hour	Including	42.00	42.00	0.00	0%	
Facility Hire - Recreation Facilities	Meeting Room (1 – 49sqm)	Minimum	per hour	Including	15.00	15.00	0.00	0%	
Facility Hire - Recreation Facilities	Meeting Room (1 – 49sqm)	Maximum	per hour	Including	42.00	42.00	0.00	0%	

FEES & CHARGES SCHEDULE 2022/2023

City of Stirling

Category	Description	Minimum/ Maximum	Basis of Charge	GST	2021/22 Charge \$	2022/23 Charge \$	Variance (\$)	Variance (%)	Comment
Facility Hire - Recreation Facilities	Sports Hall (1000+sqm)	Minimum	per hour	Including	65.00	65.00	0.00	0%	
Facility Hire - Recreation Facilities	Sports Hall (1000+sqm)	Maximum	per hour	Including	85.00	85.00	0.00	0%	
Facility Hire - Scarborough Multifunction Space	Scarborough Multifunction Space - Function Rate		Per Day	Including	855.00	855.00	0.00	0%	Applicable to bookings from 3pm to 1am on Fridays and Saturdays.
Facility Hire - Stirling Community Centres - Jim Satchell - Dianella	SCC - Jim Satchell - Main Hall - Function Rate (Standard Rate)		Per Day	Including	855.00	855.00	0.00	0%	Applicable to bookings from 3pm to 1am on Fridays and Saturdays.
Facility Hire - Stirling Community Centres - Karrinyup	SCC - Karrinyup - Main Hall - Function Rate (Standard Rate)		Per Day	Including	655.00	655.00	0.00	0%	Applicable to bookings from 3pm to 1am on Fridays and Saturdays.
Facility Hire - Stirling Community Centres - Mirrabooka	SCC - Mirrabooka - Dryandra Craft Club Rate		Per Hour	Including	0.00	0.00	0.00	0%	Fee applicable to Dryandra Craft Club only for their agreed hours of use; club is to be charged the Community Rate of hire for booking outside agreed hours. - New fee applicable to Dryandra Craft Club
Facility Hire - Stirling Community Centres - North Beach	SCC - North Beach - Combined Social Area 2 and 3 (Hire Agreement Rate)		Per Season	Including	500.00	500.00	0.00	0%	Based on Level 4 Licence fee and is applicable to North Beach Amateur Football Club, North Beach Junior Football Club and North Beach Cricket Club for hire of 'clubrooms' until clubs move onto an official licence. Fee is per club, per season (where a season is usually 26 weeks).
Facility Hire - Stirling Community Centres - North Beach	SCC - North Beach - Function Space - Function Rate		Per Day	Including	1,120.00	1,120.00	0.00	0%	Function Rate applicable to bookings from 3pm to 1am on Fridays, Saturdays, Sundays and Public Holidays utilising Social Areas 1, 2 and 3.
Facility Hire - Stirling Community Centres - North Beach	SCC - North Beach - Social Area 1 - Function Rate (Community Rate)		Per Day	Including	430.00	430.00	0.00	0%	Applicable to bookings from 3pm to 1am on Fridays and Saturdays. As per Terms and Conditions of Hire, Community Rate applicable to Not-For-Profit Organisations verified by City of Stirling.
Facility Hire - Stirling Community Centres - North Beach	SCC - North Beach - Social Area 1 - Function Rate (Standard Rate)		Per Day	Including	855.00	855.00	0.00	0%	Applicable to bookings from 3pm to 1am on Fridays and Saturdays.
Facility Hire - Stirling Community Centres - North Beach	SCC - North Beach - Toy Library (Hire Agreement Rate)		Per Year	Including	500.00	500.00	0.00	0%	Based on Level 4 Licence fee and is applicable to Sandgropers Toy Library for hire of Toy Library room until they move to an official licence.
Facility Hire - Stirling Community Centres - Tuart Hill	SCC - Tuart Hill - Function Space - Function Rate (Community Rate)		Per Day	Including	430.00	430.00	0.00	0%	Applicable to bookings from 3pm to 1am on Fridays and Saturdays. As per Terms and Conditions of Hire, Community Rate applicable to Not-For-Profit Organisations verified by City of Stirling. Decrease in fee to align with other Premier Facilities.
Facility Hire - Stirling Community Centres - Tuart Hill	SCC - Tuart Hill - Function Space - Function Rate (Standard Rate)		Per Day	Including	855.00	855.00	0.00	0%	Applicable to bookings from 3pm to 1am on Fridays and Saturdays. Decrease in fee to align with other Premier Facilities.
Facility Hire - Stirling Community Centres - Tuart Hill	SCC - Tuart Hill - Social Room - Day Function Rate		Per Day	Including	320.00	320.00	0.00	0%	For function bookings that occur outside the set function times of 3pm - 1am Fridays and Saturdays. Valid for up to five hours of hire; per hour fee to be charged for any additional time.
Facility Hire - Stirling Leisure Centres - Hamersley	SLC - Hamersley - Activity Centre (Community Rate)		Per Hour	Including	19.00	19.00	0.00	0%	
Facility Hire - Stirling Leisure Centres - Hamersley	SLC - Hamersley - Activity Centre (Standard Rate)		Per Hour	Including	38.00	38.00	0.00	0%	
Facility Hire - Stirling Leisure Centres - Hamersley	SLC - Hamersley - Community Hall - Function Rate Low Risk		Per Day	Including	315.00	315.00	0.00	0%	Applicable to bookings from 3pm to 1am on Fridays and Saturdays. As per Terms and Conditions of Hire, Community Rate applicable to Not-For-Profit Organisations verified by City of Stirling.
Facility Hire - Stirling Leisure Centres - Hamersley	SLC - Hamersley - Community Hall - Function Rate Medium Risk		Per Day	Including	630.00	630.00	0.00	0%	Applicable to bookings from 3pm to 1am on Fridays and Saturdays.
Facility Hire - Stirling Leisure Centres - Hamersley	SLC - Hamersley - Community Hall - Hamersley Springtime Club Rate		Per Hour	Including	0.00	0.00	0.00	0%	Council agreed fee applicable to Hamersley Autumn Club's bookings in the Community Hall only. Club is to be charged the Community Rate of hire for any other bookings.
Facility Hire - Stirling Leisure Centres - Hamersley	SLC - Hamersley - Community Hall (Community Rate)		Per Hour	Including	27.00	27.00	0.00	0%	
Facility Hire - Stirling Leisure Centres - Hamersley	SLC - Hamersley - Community Hall (Standard Rate)		Per Hour	Including	54.00	54.00	0.00	0%	
Facility Hire - Stirling Leisure Centres - Hamersley	SLC - Hamersley - Office 1 (Hire Agreement Rate)		Per Week	Including	145.00	145.00	0.00	0%	Applicable to rental contracts with a minimum hire term of three months and multiple bookings during the week.
Facility Hire - Stirling Leisure Centres - Hamersley	SLC - Hamersley - Office 2 (Hire Agreement Rate)		Per Week	Including	145.00	145.00	0.00	0%	Applicable to rental contracts with a minimum hire term of three months and multiple bookings during the week.

FEES & CHARGES SCHEDULE 2022/2023

City of Stirling

Category	Description	Minimum/ Maximum	Basis of Charge	GST	2021/22 Charge \$	2022/23 Charge \$	Variance (\$)	Variance (%)	Comment
Facility Hire - Stirling Leisure Centres - Hamersley	SLC - Hamersley - Play Room 1 - Day Function Rate		Per Day	Including	185.00	185.00	0.00	0%	For function bookings. Valid for up to five hours of hire; per hour fee to be charged for any additional time.
Facility Hire - Stirling Leisure Centres - Hamersley	SLC - Hamersley - Play Room 2 - Hamersley Scrabble Club		Per Hour	Including	5.00	5.00	0.00	0%	Agreed fee applicable to Hamersley Scrabble Club's bookings in Play Room 2 only. Club is to be charged the Community Rate of hire for any other bookings.
Facility Hire - Stirling Leisure Centres - Hamersley	SLC - Hamersley - Play Room 2 (Standard Rate)		Per Hour	Including	24.00	25.00	1.00	4%	
Facility Hire - Stirling Leisure Centres - Hamersley	SLC - Hamersley - Sports Hall - Day Function Rate		Per Day	Including	275.00	275.00	0.00	0%	For function bookings. Valid for up to five hours of hire; per hour fee to be charged for any additional time.
Facility Hire - Stirling Leisure Centres - Hamersley	SLC - Hamersley - Sports Hall (Standard Rate)		Per Hour	Including	56.00	56.00	0.00	0%	
Facility Hire - Stirling Leisure Centres - Hamersley	SLC - Hamersley - Sports Hall Change Rooms		Per Hour	Including	12.00	12.00	0.00	0%	
Facility Hire - Stirling Leisure Centres - Herb Graham - Mirrabooka	SLC - Herb Graham - Billabong Room - Function Rate - High Risk		Per Day	Including	1,700.00	1,700.00	0.00	0%	SLC - Herb Graham - Billabong Room - Function Rate - High Risk fee based on maximum accommodation (200 people) . Function Rate - High Risk applicable to bookings from 3pm to 1am on Fridays, Saturdays, Sundays and Public Holidays where security presence is deemed 'required' by City of Stirling.
Facility Hire - Stirling Leisure Centres - Herb Graham - Mirrabooka	SLC - Herb Graham - Billabong Room - Function Rate (Low Risk)		Per Day	Including	510.00	510.00	0.00	0%	SLC - Herb Graham - Billabong Room - Function Rate (Community Rate) fee applicable to bookings from 3pm to 1am on Fridays and Saturdays. As per Terms and Conditions of Hire, Community Rate applicable to Not-For-Profit Organisations verified by City of Stirling.
Facility Hire - Stirling Leisure Centres - Herb Graham - Mirrabooka	SLC - Herb Graham - Billabong Room - Function Rate (Medium Risk)		Per Day	Including	950.00	950.00	0.00	0%	SLC - Herb Graham - Billabong Room - Function Rate (Standard Rate) fee applicable to bookings from 3pm to 1am on Fridays and Saturdays.
Facility Hire - Stirling Leisure Centres - Herb Graham - Mirrabooka	SLC - Herb Graham - Billabong Room (Standard Rate)		Per Hour	Including	43.00	43.00	0.00	0%	
Facility Hire - Stirling Leisure Centres - Herb Graham - Mirrabooka	SLC - Herb Graham - Board Room (Standard Rate)		Per Hour	Including	34.00	34.00	0.00	0%	
Facility Hire - Stirling Leisure Centres - Herb Graham - Mirrabooka	SLC - Herb Graham - Kookaburra Room (Community Rate)		Per Hour	Including	27.00	27.00	0.00	0%	
Facility Hire - Stirling Leisure Centres - Herb Graham - Mirrabooka	SLC - Herb Graham - Kookaburra Room (Standard Rate)		Per Hour	Including	54.00	54.00	0.00	0%	
Facility Hire - Stirling Leisure Centres - Herb Graham - Mirrabooka	SLC - Herb Graham - Main Sports Hall - Function Rate - High Risk		Per Day	Including	5,500.00	5,500.00	0.00	0%	SLC - Herb Graham - Main Sports Hall - Function Rate - High Risk fee based on maximum accommodation (1000+ people) and is comparable to other Direct Managed Facilities. Function Rate - High Risk applicable to bookings from 3pm to 1am on Fridays, Saturdays, Sundays and Public Holidays where security presence is deemed 'required' by City of Stirling.
Facility Hire - Stirling Leisure Centres - Herb Graham - Mirrabooka	SLC - Herb Graham - Main Sports Hall - Function Rate (Low Risk)		Per Day	Including	1,500.00	1,500.00	0.00	0%	SLC - Herb Graham - Main Sports Hall - Function Rate (Community Rate) fee applicable to bookings from 3pm to 1am on Fridays and Saturdays. As per Terms and Conditions of Hire, Community Rate applicable to Not-For-Profit Organisations verified by City of Stirling.
Facility Hire - Stirling Leisure Centres - Herb Graham - Mirrabooka	SLC - Herb Graham - Main Sports Hall - Function Rate (Medium Risk)		Per Day	Including	2,700.00	2,700.00	0.00	0%	SLC - Herb Graham - Main Sports Hall - Function Rate (Standard Rate) fee applicable to bookings from 3pm to 1am on Fridays and Saturdays.
Facility Hire - Stirling Leisure Centres - Herb Graham - Mirrabooka	SLC - Herb Graham - Main Sports Hall - Individual Court (Community Rate)		Per Hour	Including	42.50	42.50	0.00	0%	
Facility Hire - Stirling Leisure Centres - Herb Graham - Mirrabooka	SLC - Herb Graham - Main Sports Hall - Individual Court (School Rate)		Per Hour	Including	29.00	29.00	0.00	0%	
Facility Hire - Stirling Leisure Centres - Herb Graham - Mirrabooka	SLC - Herb Graham - Main Sports Hall - Individual Court (Standard Rate)		Per Hour	Including	84.00	84.00	0.00	0%	
Facility Hire - Stirling Leisure Centres - Herb Graham - Mirrabooka	SLC - Herb Graham - Main Sports Hall (School Rate)		Per Hour	Including	95.00	95.00	0.00	0%	SLC - Herb Graham - Main Sports Hall (School Rate) fee applicable to primary and secondary schools.
Facility Hire - Stirling Leisure Centres - Herb Graham - Mirrabooka	SLC - Herb Graham - Main Sports Hall (Standard Rate)		Per Hour	Including	250.00	250.00	0.00	0%	SLC - Herb Graham - Main Sports Hall (Standard Rate) . Main Sports Hall comprises of 3 individual courts.

FEES & CHARGES SCHEDULE 2022/2023

City of Stirling

Category	Description	Minimum/ Maximum	Basis of Charge	GST	2021/22 Charge \$	2022/23 Charge \$	Variance (\$)	Variance (%)	Comment
Facility Hire - Stirling Leisure Centres - Herb Graham - Mirrabooka	SLC - Herb Graham - Minor Sports Hall - Function Rate - High Risk		Per Day	Including	2,250.00	2,250.00	0.00	0%	SLC - Herb Graham - Minor Sports Hall - Function Rate - High Risk fee based on maximum accommodation (400 people). Function Rate - High Risk applicable to bookings from 3pm to 1am on Fridays, Saturdays, Sundays and Public Holidays where security presence is deemed 'required' by City of Stirling.
Facility Hire - Stirling Leisure Centres - Herb Graham - Mirrabooka	SLC - Herb Graham - Minor Sports Hall - Function Rate (Low Risk)		Per Day	Including	485.00	485.00	0.00	0%	SLC - Herb Graham - Minor Sports Hall - Function Rate (Community Rate) fee applicable to bookings from 3pm to 1am on Fridays and Saturdays. As per Terms and Conditions of Hire, Community Rate applicable to Not-For-Profit Organisations verified by City of Stirling.
Facility Hire - Stirling Leisure Centres - Herb Graham - Mirrabooka	SLC - Herb Graham - Minor Sports Hall - Function Rate (Medium Risk)		Per Day	Including	950.00	950.00	0.00	0%	SLC - Herb Graham - Minor Sports Hall - Function Rate (Standard Rate) fee applicable to bookings from 3pm to 1am on Fridays and Saturdays.
Facility Hire - Stirling Leisure Centres - Herb Graham - Mirrabooka	SLC - Herb Graham - Minor Sports Hall (Community Rate)		Per Hour	Including	42.50	42.50	0.00	0%	
Facility Hire - Stirling Leisure Centres - Herb Graham - Mirrabooka	SLC - Herb Graham - Minor Sports Hall (Standard Rate)		Per Hour	Including	84.00	84.00	0.00	0%	
Facility Hire - Stirling Leisure Centres - Herb Graham - Mirrabooka	SLC - HG - Main Stadium/Mezzanine floor combined event fee high risk		per event	Including	4,000.00	4,000.00	0.00	0%	
Facility Hire - Stirling Leisure Centres - Herb Graham - Mirrabooka	SLC - HG - Main Stadium/Mezzanine floor combined event fee low risk		per event	Including	1,700.00	1,700.00	0.00	0%	
Facility Hire - Stirling Leisure Centres - Herb Graham - Mirrabooka	SLC - HG - Main Stadium/Mezzanine floor combined event fee medium risk		per event	Including	2,900.00	2,900.00	0.00	0%	
Facility Hire - Stirling Leisure Centres - Herb Graham - Mirrabooka	SLC - HG - Main Stadium/Mezzanine floor combined rate (Community rate)		Per Hour	Including	114.00	114.00	0.00	0%	
Facility Hire - Stirling Leisure Centres - Herb Graham - Mirrabooka	SLC - HG - Main Stadium/Mezzanine floor combined rate (Standard rate)		Per Hour	Including	185.00	185.00	0.00	0%	
Facility Hire - Stirling Leisure Centres - Herb Graham - Mirrabooka	SLC - HG - Mezzanine Floor (Community Rate)		Per Hour	Including	30.00	30.00	0.00	0%	
Facility Hire - Stirling Leisure Centres - Herb Graham - Mirrabooka	SLC - HG - Mezzanine Floor (extended Child Care rate)		Per Hour	Including	10.00	10.00	0.00	0%	
Facility Hire - Stirling Leisure Centres - Herb Graham - Mirrabooka	SLC - HG - Mezzanine Floor (Standard Rate)		Per Hour	Including	60.00	60.00	0.00	0%	
Facility Hire - Stirling Leisure Centres - Herb Graham - Mirrabooka	SLC - HG - Mezzanine Floor Function Rate High Risk		Per Day	Including	1,050.00	1,050.00	0.00	0%	
Facility Hire - Stirling Leisure Centres - Herb Graham - Mirrabooka	SLC - HG - Mezzanine Floor Function Rate Low Risk		Per Day	Including	440.00	470.00	30.00	7%	
Facility Hire - Stirling Leisure Centres - Herb Graham - Mirrabooka	SLC - HG - Mezzanine Floor Function Rate Medium Risk		Per Day	Including	880.00	880.00	0.00	0%	
Facility Hire - Stirling Leisure Centres - Herb Graham - Mirrabooka	SLC - HG - Mezzanine Floor/Creche combined (extended Child Care rate)		Per Hour	Including	32.00	33.00	1.00	3%	
Facility Hire - Stirling Leisure Centres - Herb Graham - Mirrabooka	SLC - HG - Mirrabooka Multicultural Centre - Children's Activity Room			Including	27.50	27.50	0.00	0%	
Facility Hire - Stirling Leisure Centres - Herb Graham - Mirrabooka	SLC - HG - Mirrabooka Multicultural Centre - Children's Activity Room (Community Rate)		Per Hour	Including	27.00	27.00	0.00	0%	
Facility Hire - Stirling Leisure Centres - Herb Graham - Mirrabooka	SLC - HG - Mirrabooka Multicultural Centre - Children's Activity Room (Standard Rate)		Per Hour	Including	55.00	55.00	0.00	0%	
Facility Hire - Stirling Leisure Centres - Herb Graham - Mirrabooka	SLC - HG - Mirrabooka Multicultural Centre - Commercial Kitchen (Community Rate)		Per Hour	Including	27.50	27.50	0.00	0%	
Facility Hire - Stirling Leisure Centres - Herb Graham - Mirrabooka	SLC - HG - Mirrabooka Multicultural Centre - Commercial Kitchen (Standard Rate)		Per Hour	Including	53.75	54.00	0.25	0%	
Facility Hire - Stirling Leisure Centres - Herb Graham - Mirrabooka	SLC - HG - Mirrabooka Multicultural Centre - Function Area - Function Rate (Low Risk)		Per Day	Including	485.00	485.00	0.00	0%	
Facility Hire - Stirling Leisure Centres - Herb Graham - Mirrabooka	SLC - HG - Mirrabooka Multicultural Centre - Function Area - Function Rate (Medium Risk)		Per Day	Including	900.00	900.00	0.00	0%	
Facility Hire - Stirling Leisure Centres - Herb Graham - Mirrabooka	SLC - HG - Mirrabooka Multicultural Centre - Function Area (Standard Rate)		Per Hour	Including	86.00	86.00	0.00	0%	

FEES & CHARGES SCHEDULE 2022/2023

City of Stirling

Category	Description	Minimum/ Maximum	Basis of Charge	GST	2021/22 Charge \$	2022/23 Charge \$	Variance (\$)	Variance (%)	Comment
Facility Hire - Stirling Leisure Centres - Herb Graham - Mirrabooka	SLC - HG - Mirrabooka Multicultural Centre - Function Room 1 (Standard Rate)		Per Hour	Including	54.00	54.00	0.00	0%	
Facility Hire - Stirling Leisure Centres - Herb Graham - Mirrabooka	SLC - HG - Mirrabooka Multicultural Centre - Function Room 2 (Community Rate)		Per Hour	Including	21.00	21.00	0.00	0%	
Facility Hire - Stirling Leisure Centres - Herb Graham - Mirrabooka	SLC - HG - Mirrabooka Multicultural Centre - Function Room 2 (Standard Rate)		Per Hour	Including	0.00	42.00	42.00	100%	
Facility Hire - Stirling Leisure Centres - Herb Graham - Mirrabooka	SLC - HG - Mirrabooka Multicultural Centre - Function Room 3 (Community Rate)		Per Hour	Including	0.00	21.00	21.00	100%	
Facility Hire - Stirling Leisure Centres - Herb Graham - Mirrabooka	SLC - HG - Mirrabooka Multicultural Centre - Function Room 3 (Standard Rate)		Per Hour	Including	0.00	42.00	42.00	100%	
Facility Hire - Stirling Leisure Centres - Karrinyup	SLC - Karrinyup - Meeting Room - Full - Day Function Rate		Per Day	Including	215.00	215.00	0.00	0%	For function bookings. Valid for up to five hours of hire; per hour fee to be charged for any additional time.
Facility Hire - Stirling Leisure Centres - Karrinyup	SLC - Karrinyup - Meeting Room - Full (Standard Rate)		Per Hour	Including	43.00	43.00	0.00	0%	Based on maximum accommodation (80 people).
Facility Hire - Stirling Leisure Centres - Karrinyup	SLC - Karrinyup - Meeting Room - Half (Standard Rate)		Per Hour	Including	27.00	27.00	0.00	0%	Based on maximum accommodation (40 people).
Facility Hire - Stirling Leisure Centres - Karrinyup	SLC - Karrinyup - Multi Purpose Room (Standard Rate)		Per Hour	Including	32.00	32.00	0.00	0%	Based on maximum accommodation (30 people).
Facility Hire - Stirling Leisure Centres - Karrinyup	SLC - Karrinyup - Sports Hall - Day Function Rate		Per Day	Including	325.00	325.00	0.00	0%	For function bookings. Valid for up to five hours of hire; per hour fee to be charged for any additional time.
Facility Hire - Stirling Leisure Centres - Karrinyup	SLC - Karrinyup - Sports Hall - Juniors aged 16 years or under		Per Hour	Including	22.50	22.50	0.00	0%	Applicable to Scarborough Junior Basketball Club.
Facility Hire - Stirling Leisure Centres - Karrinyup	SLC - Karrinyup - Sports Hall - Primary Schools		Per Hour	Including	22.50	22.50	0.00	0%	Applicable to Newborough Primary School.
Facility Hire - Stirling Leisure Centres - Karrinyup	SLC - Karrinyup - Sports Hall (Standard Rate)		Per Hour	Including	65.00	65.00	0.00	0%	Based on maximum accommodation (400 people).
Facility Hire - Stirling Leisure Centres - Scarborough	SLC - Scarborough - Community Hall - Day Function Rate		Per Day	Including	320.00	320.00	0.00	0%	For function bookings that occur outside the set function times of 3pm - 1am Fridays and Saturdays. Valid for up to five hours of hire; per hour fee to be charged for any additional time.
Facility Hire - Stirling Leisure Centres - Scarborough	SLC - Scarborough - Community Hall - Function Rate		Per Day	Including	650.00	650.00	0.00	0%	Applicable to bookings from 3pm to 1am on Fridays and Saturdays.
Facility Hire - Stirling Leisure Centres - Scarborough	SLC - Scarborough - Community Hall - Function Rate - High Risk		Per Day	Including	1,100.00	1,100.00	0.00	0%	Based on maximum accommodation (200 people). Applicable to bookings from 3pm to 1am on Fridays, Saturdays, Sundays and Public Holidays where security presence is deemed 'required' by City of Stirling.
Facility Hire - Stirling Leisure Centres - Scarborough	SLC - Scarborough - Community Hall (Community Rate)		Per Hour	Including	0.00	0.00	0.00	0%	
Facility Hire - Stirling Leisure Centres - Scarborough	SLC - Scarborough - Community Hall (Standard Rate)		Per Hour	Including	0.00	0.00	0.00	0%	
Facility Hire - Stirling Leisure Centres - Scarborough	SLC - Scarborough - Minor Hall (Community Rate)		Per Hour	Including	22.00	22.00	0.00	0%	
Facility Hire - Stirling Leisure Centres - Scarborough	SLC - Scarborough - Minor Hall (Standard Rate)		Per Hour	Including	44.00	44.00	0.00	0%	
Facility Hire - Stirling Leisure Centres - Scarborough	SLC - Scarborough - Office (Standard Rate)		Per Week	Including	0.00	150.00	150.00	100%	
Facility Hire - Stirling Leisure Centres - Scarborough	SLC - Scarborough - Play Room - Scarborough Playgroup		Per Hour	Including	13.50	13.50	0.00	0%	
Facility Hire - Stirling Leisure Centres - Scarborough	SLC - Scarborough - Play Room (Standard Rate)		Per Hour	Including	38.00	38.00	0.00	0%	
Facility Hire - Stirling Leisure Centres - Scarborough	SLC - Scarborough - Sports Hall - Full - Day Function Rate		Per Day	Including	400.00	400.00	0.00	0%	For function bookings that occur outside the set function times of 3pm - 1am Fridays and Saturdays. Valid for up to five hours of hire; per hour fee to be charged for any additional time.
Facility Hire - Stirling Leisure Centres - Scarborough	SLC - Scarborough - Sports Hall - Full - Function Rate		Per Day	Including	850.00	850.00	0.00	0%	Applicable to bookings from 3pm to 1am on Fridays and Saturdays.

FEES & CHARGES SCHEDULE 2022/2023

City of Stirling

Category	Description	Minimum/ Maximum	Basis of Charge	GST	2021/22 Charge \$	2022/23 Charge \$	Variance (\$)	Variance (%)	Comment
Facility Hire - Stirling Leisure Centres - Scarborough	SLC - Scarborough - Sports Hall - Full - Function Rate - High Risk		Per Day	Including	1,550.00	1,550.00	0.00	0%	Based on maximum accommodation (350 people). Applicable to bookings from 3pm to 1am on Fridays, Saturdays, Sundays and Public Holidays where security presence is deemed 'required' by City of Stirling.
Facility Hire - Stirling Leisure Centres - Scarborough	SLC - Scarborough - Sports Hall - Full (Standard Rate)		Per Hour	Including	74.00	74.00	0.00	0%	
Facility Hire - Stirling Leisure Centres - Scarborough	SLC - Scarborough - Sports Hall - Half (Standard Rate)		Per Hour	Including	44.00	44.00	0.00	0%	
Facility Hire - Stirling Leisure Centres - Scarborough	SLC - Scarborough - Suite 1		Per Week	Including	150.00	150.00	0.00	0%	
Facility Hire - Stirling Leisure Centres - Scarborough	SLC - Scarborough - Suite 2		Per Week	Including	150.00	150.00	0.00	0%	
Facility Hire - Stirling Leisure Centres - Scarborough	SLC - Scarborough - Suite 3		Per Week	Including	150.00	150.00	0.00	0%	
Hamersley Public Golf Course	Driving Range - Large Bucket of Balls	Minimum		Including	15.00	17.00	2.00	13%	Applicable to one bucket containing approximately 100 balls
Hamersley Public Golf Course	Driving Range - Large Bucket of Balls	Maximum		Including	20.00	22.00	2.00	10%	Applicable to one bucket containing approximately 100 balls.
Hamersley Public Golf Course	Driving Range - Medium Bucket of Balls	Minimum		Including	13.00	14.50	1.50	12%	Applicable to one bucket containing approximately 70 balls
Hamersley Public Golf Course	Driving Range - Medium Bucket of Balls	Maximum		Including	17.00	18.50	1.50	9%	Applicable to one bucket containing approximately 70 balls
Hamersley Public Golf Course	Driving Range - Small Bucket of Balls	Minimum		Including	8.50	10.00	1.50	18%	Applicable to one bucket containing approximately 40 balls
Hamersley Public Golf Course	Driving Range - Small Bucket of Balls	Maximum		Including	12.00	14.00	2.00	17%	Applicable to one bucket containing approximately 40 balls
Hamersley Public Golf Course	Driving Range - Warm Up Bucket		Per Item	Including	5.00	6.00	1.00	20%	Applicable to one bucket containing approximately 20 balls
Hamersley Public Golf Course	External contract split 70/30	Minimum	Per Hour	Including	0.00	50.00	50.00	100%	
Hamersley Public Golf Course	External contract split 70/30	Maximum	Per Hour	Including	0.00	150.00	150.00	100%	
Hamersley Public Golf Course	Golf Course Programming - Coaching Fee	Minimum	Per hour	Including	40.00	65.00	25.00	63%	Applicable for Hamersley Public Golf Course Golf Coaching and Tuition
Hamersley Public Golf Course	Golf Course Programming - Coaching Fee	Maximum	Per Hour	Including	65.00	125.00	60.00	92%	Applicable for Hamersley Public Golf Course Golf Coaching and Tuition
Hamersley Public Golf Course	Golf Course Programming - Group Coaching Fee	Minimum	Per Hour	Including	100.00	150.00	50.00	50%	Applicable for Hamersley Public Golf Course Golf Group Coaching and Tuition - Up to 6 People
Hamersley Public Golf Course	Golf Course Programming - Group Coaching Fee	Maximum	Per Hour	Including	200.00	250.00	50.00	25%	Applicable for Hamersley Public Golf Course Golf Group Coaching and Tuition - Up to 6 People
Hamersley Public Golf Course	Green Fees - ANZAC Day		Per Person	Including	5.50	7.50	2.00	36%	
Hamersley Public Golf Course	Green Fees - Twilight	Minimum	Per Person	Including	11.00	13.50	2.50	23%	
Hamersley Public Golf Course	Green Fees - Twilight	Maximum	Per Person	Including	15.00	16.50	1.50	10%	
Hamersley Public Golf Course	Green Fees - Twilight		Per Person	Including	12.50	14.50	2.00	16%	
Hamersley Public Golf Course	Green Fees - Weekdays - 12 Holes	Minimum	Per Person	Including	20.00	22.00	2.00	10%	To facilitate 6 and 12 hole playing options at Hamersley Public Golf Course
Hamersley Public Golf Course	Green Fees - Weekdays - 12 Holes	Maximum	Per Person	Including	25.00	27.00	2.00	8%	To facilitate 6 and 12 hole playing options at Hamersley Public Golf Course
Hamersley Public Golf Course	Green Fees - Weekdays - 12 Holes (Concession)	Minimum	Per Person	Including	15.00	17.00	2.00	13%	To facilitate 6 and 12 hole playing options at Hamersley Public Golf Course
Hamersley Public Golf Course	Green Fees - Weekdays - 12 Holes (Concession)	Maximum	Per Person	Including	20.00	22.00	2.00	10%	To facilitate 6 and 12 hole playing options at Hamersley Public Golf Course
Hamersley Public Golf Course	Green Fees - Weekdays - 18 Holes	Minimum	Per Person	Including	25.00	27.50	2.50	10%	Minimum/Maximum fee
Hamersley Public Golf Course	Green Fees - Weekdays - 18 Holes	Maximum	Per Person	Including	35.00	37.50	2.50	7%	Minimum/Maximum fee
Hamersley Public Golf Course	Green Fees - Weekdays - 18 Holes		Per Person	Including	27.50	29.50	2.00	7%	
Hamersley Public Golf Course	Green Fees - Weekdays - 18 Holes (Concession)	Minimum	Per Person	Including	20.00	22.00	2.00	10%	Minimum/Maximum fee
Hamersley Public Golf Course	Green Fees - Weekdays - 18 Holes (Concession)	Maximum	Per Person	Including	30.00	32.00	2.00	7%	Minimum/Maximum fee
Hamersley Public Golf Course	Green Fees - Weekdays - 18 Holes (Concession)		Per Person	Including	21.00	23.00	2.00	10%	
Hamersley Public Golf Course	Green Fees - Weekdays - 6 Holes	Minimum	Per Person	Including	15.00	17.00	2.00	13%	Minimum/Maximum fee
Hamersley Public Golf Course	Green Fees - Weekdays - 6 Holes	Maximum	Per Person	Including	20.00	22.00	2.00	10%	Minimum/Maximum fee
Hamersley Public Golf Course	Green Fees - Weekdays - 6 Holes (Concession)	Minimum	Per Person	Including	10.00	12.00	2.00	20%	Minimum/Maximum fee
Hamersley Public Golf Course	Green Fees - Weekdays - 6 Holes (Concession)	Maximum	Per Person	Including	15.00	17.00	2.00	13%	Minimum/Maximum fee
Hamersley Public Golf Course	Green Fees - Weekdays - 9 Holes	Minimum	Per Person	Including	20.00	22.00	2.00	10%	Minimum/Maximum fee
Hamersley Public Golf Course	Green Fees - Weekdays - 9 Holes	Maximum	Per Person	Including	28.00	30.00	2.00	7%	Minimum/Maximum fee
Hamersley Public Golf Course	Green Fees - Weekdays - 9 Holes		Per Person	Including	20.00	22.00	2.00	10%	
Hamersley Public Golf Course	Green Fees - Weekdays - 9 Holes (Concession)	Minimum	Per Person	Including	16.00	18.00	2.00	13%	Minimum/Maximum fee

FEES & CHARGES SCHEDULE 2022/2023

City of Stirling

Category	Description	Minimum/ Maximum	Basis of Charge	GST	2021/22 Charge \$	2022/23 Charge \$	Variance (\$)	Variance (%)	Comment
Hamersley Public Golf Course	Green Fees - Weekdays - 9 Holes (Concession)	Maximum	Per Person	Including	25.00	25.00	0.00	0%	Minimum/Maximum fee
Hamersley Public Golf Course	Green Fees - Weekdays - 9 Holes (Concession)		Per Person	Including	16.00	18.00	2.00	13%	
Hamersley Public Golf Course	Green Fees - Weekends / Public Holidays - 18 Holes	Minimum	Per Person	Including	31.50	33.50	2.00	6%	Minimum/Maximum fee
Hamersley Public Golf Course	Green Fees - Weekends / Public Holidays - 18 Holes	Maximum	Per Person	Including	40.00	42.00	2.00	5%	Minimum/Maximum fee
Hamersley Public Golf Course	Green Fees - Weekends / Public Holidays - 18 Holes		Per Person	Including	31.50	33.50	2.00	6%	
Hamersley Public Golf Course	Green Fees - Weekends / Public Holidays - 9 Holes	Minimum	Per Person	Including	24.00	26.00	2.00	8%	Minimum/Maximum fee
Hamersley Public Golf Course	Green Fees - Weekends / Public Holidays - 9 Holes	Maximum	Per Person	Including	30.00	32.00	2.00	7%	Minimum/Maximum fee
Hamersley Public Golf Course	Green Fees - Weekends / Public Holidays - 9 Holes		Per Person	Including	24.00	26.00	2.00	8%	
Hamersley Public Golf Course	Handicapping system external contract		Per item	Including	0.00	129.00	129.00	100%	
Health & Fitness	Aqua Fitness - Casual Class			Including	19.00	19.50	0.50	3%	
Health & Fitness	Body Scan		per scan	Including	33.00	33.00	0.00	0%	Charge to conduct body scans (external provider)
Health & Fitness	Casual Gym Visit or Group Fitness Class			Including	19.00	19.50	0.50	3%	
Health & Fitness	Ezidebit Chargeback fee			Including	44.00	44.00	0.00	0%	Fee charged by Ezidebit when a customer disputes a transaction - cost needs to be passed onto Clients who make the error
Health & Fitness	Facility Day Pass		Per day	Including	26.00	27.00	1.00	4%	Permits facility access for single day including aquatic facility, gym and group fitness for Leisurpark - Balga & Terry Tyzack Aquatic Centre
Health & Fitness	Half Hour Group Fitness class			Including	12.00	12.50	0.50	4%	
Health & Fitness	Health & Fitness Program per class	Minimum		Including	8.00	8.00	0.00	0%	Fee for Health & Fitness program development
Health & Fitness	Health & Fitness Program per class	Maximum		Including	45.00	45.00	0.00	0%	Fee for Health & Fitness program development
Health & Fitness	Junior Sporting Membership - ongoing	Minimum	Per Month	Including	30.00	30.00	0.00	0%	Pool only for U18
Health & Fitness	Junior Sporting Membership - ongoing	Maximum	Per Month	Including	40.00	45.00	5.00	13%	Pool only for U19
Health & Fitness	LPB - Diamond 1 Month			Including	117.00	119.00	2.00	2%	No Appraisal or Ex Programs
Health & Fitness	LPB - Diamond 3 months			Including	340.00	345.00	5.00	1%	
Health & Fitness	LPB - Diamond Off Peak 1 Month			Including	74.00	76.00	2.00	3%	No Appraisal or Ex Programs
Health & Fitness	LPB - Diamond Off Peak 3 months			Including	225.00	228.00	3.00	1%	Seniors discount does not apply
Health & Fitness	LPB - FIFO Ongoing (Off Peak)		Per Membership per month	Including	0.00	32.00	32.00	100%	Flexible FIFO membership
Health & Fitness	LPB - FIFO Ongoing (Peak)		Per Membership per month	Including	0.00	24.00	24.00	100%	Flexible FIFO membership
Health & Fitness	LPB - Group Fitness Casual Class			Including	16.50	17.00	0.50	3%	
Health & Fitness	LPB - Gym Casual Visit			Including	16.50	17.00	0.50	3%	
Health & Fitness	LPB - Silver 1 Month			Including	92.00	94.00	2.00	2%	No Appraisal or Ex Programs
Health & Fitness	LPB - Silver 12 months			Including	605.00	610.00	5.00	1%	Choice of Cardio & Free Weights (combined), Aquatics or Group Fitness
Health & Fitness	LPB - Silver 3 months			Including	240.00	244.00	4.00	2%	
Health & Fitness	LPB - Silver Off Peak 1 Month			Including	58.00	60.00	2.00	3%	No Appraisal or Ex Programs
Health & Fitness	LPB - Silver Off Peak 12 months			Including	425.00	428.00	3.00	1%	Seniors discount does not apply
Health & Fitness	LPB - Silver Off Peak 3 months			Including	167.00	170.00	3.00	2%	Seniors discount does not apply
Health & Fitness	LPB Ongoing Monthly Membership Rate	Minimum	Per membership per month	Including	45.00	45.00	0.00	0%	
Health & Fitness	LPB Ongoing Monthly Membership Rate	Maximum	Per membership per month	Including	73.00	75.00	2.00	3%	
Health & Fitness	LPB Ongoing Off-Peak Monthly Membership Rate	Minimum	Per membership per month, No further concession discounts on off-peak membership	Including	38.25	38.25	0.00	0%	
Health & Fitness	LPB Ongoing Off-Peak Monthly Membership Rate	Maximum	Per membership per month, No further concession discounts on off-peak membership	Including	58.00	60.00	2.00	3%	
Health & Fitness	Membership Suspension Fee		Per Week	Including	3.00	3.00	0.00	0%	
Health & Fitness	Monthly Membership Joining Fee		One off fee	Including	50.00	50.00	0.00	0%	One off fee at commencement of monthly membership
Health & Fitness	Personal Training - 10x 45min sessions		10 sessions	Including	612.00	612.00	0.00	0%	
Health & Fitness	Personal Training - 45 min session		Per sessions	Including	68.00	68.00	0.00	0%	

FEES & CHARGES SCHEDULE 2022/2023

City of Stirling

Category	Description	Minimum/ Maximum	Basis of Charge	GST	2021/22 Charge \$	2022/23 Charge \$	Variance (\$)	Variance (%)	Comment
Health & Fitness	Personal Training 1 hr			Including	78.00	78.00	0.00	0%	
Health & Fitness	Personal Training 1 hr - 10 sessions			Including	685.00	685.00	0.00	0%	
Health & Fitness	Personal Training Small Group 1 hr			Including	33.00	33.00	0.00	0%	Charge to develop small Group Personal Training
Health & Fitness	Personal Training Small Group 1 hr - 10 Sessions			Including	297.00	300.00	3.00	1%	Charge to develop small Group Personal Training
Health & Fitness	Personal Training Start up Pack - 3x 45min		3 sessions	Including	160.00	160.00	0.00	0%	
Health & Fitness	Rehab Membership Invoice Fee		Per membership	Including	88.00	88.00	0.00	0%	
Health & Fitness	Replacement Card			Including	5.50	5.50	0.00	0%	
Health & Fitness	SBP- 3 Month Insurance membership		Per person	Including	150.00	150.00	0.00	0%	
Health & Fitness	SBP- FIFO Ongoing		Per Membership per month	Including	0.00	30.00	30.00	100%	Flexible FIFO membership
Health & Fitness	SBP Ongoing Monthly Membership Rate	Min	Per membership per month	Including	30.00	30.00	0.00	0%	Includes pool entry and group fitness classes.
Health & Fitness	SBP Ongoing Monthly Membership Rate	Max	Per membership per month	Including	55.00	60.00	5.00	9%	Includes pool entry and group fitness classes.
Health & Fitness	Seniors Discount			Including	0.00	0.00	0.00	0%	15% Seniors discount applies on production of a valid Seniors or Age Pensioner card. Exclusions do apply
Health & Fitness	Seniors Group Fitness Class or Special Needs Gym Casual		20% Discount to Group Fitness & Gym Entry Prices	Including	13.00	13.00	0.00	0%	
Health & Fitness	SLC - Scarborough - 12 Month Membership		Per Person	Including	535.00	538.00	3.00	1%	
Health & Fitness	SLC - Scarborough - 12 Month Membership - Off Peak		Per Person	Including	452.00	455.00	3.00	1%	
Health & Fitness	SLC - Scarborough - 3 Month Membership		Per Person	Including	210.00	213.00	3.00	1%	
Health & Fitness	SLC - Scarborough - 3 Month Membership - Off Peak		Per Person	Including	175.00	178.00	3.00	2%	
Health & Fitness	SLC - Scarborough - Casual Gym Entry		Per Person	Including	16.00	16.50	0.50	3%	
Health & Fitness	SLC - Scarborough - Casual Gym Entry - Community Physio		Per Person	Including	11.00	11.00	0.00	0%	
Health & Fitness	SLC - Scarborough - Casual Gym Entry - Senior		Per Person	Including	11.00	11.50	0.50	5%	
Health & Fitness	SLC - Scarborough - Group Fitness - 10 Classes		Per Person	Including	126.00	130.50	4.50	4%	
Health & Fitness	SLC - Scarborough - Group Fitness Class		Per Person	Including	14.00	14.50	0.50	4%	
Health & Fitness	SLC - Scarborough - Group Fitness Class - Senior		Per Person	Including	8.80	9.00	0.20	2%	
Health & Fitness	SLC - Scarborough - Ongoing Monthly Membership	Minimum	Per Person, Per Month	Including	35.00	35.00	0.00	0%	
Health & Fitness	SLC - Scarborough - Ongoing Monthly Membership	Maximum	Per Person, Per Month	Including	55.00	55.00	0.00	0%	
Health & Fitness	SLC - Scarborough - Ongoing Monthly Membership - Off Peak	Minimum	Per Person, Per Month	Including	30.00	30.00	0.00	0%	
Health & Fitness	SLC - Scarborough - Ongoing Monthly Membership - Off Peak	Maximum	Per Person, Per Month	Including	50.00	50.00	0.00	0%	
Health & Fitness	SLCS - FIFO Ongoing		Per Membership per month	Including	0.00	22.00	22.00	100%	Flexible FIFO membership
Health & Fitness	Stirling Leisure Centre's Ongoing Monthly Membership Rate	Min	Per membership per month	Including	60.75	60.75	0.00	0%	
Health & Fitness	Stirling Leisure Centre's Ongoing Monthly Membership Rate	Max	Per membership per month	Including	93.00	95.00	2.00	2%	
Health & Fitness	Student Discount - 15%	Maximum	Once off	Including	0.00	0.00	0.00	0%	Applies to all full priced memberships, not applicable to off-peak memberships
Health & Fitness	TTAC - Diamond 1 month			Including	170.00	174.00	4.00	2%	One month memberships do not include complimentary Fitness Appraisal and Workout
Health & Fitness	TTAC - Diamond 3 month			Including	468.00	472.00	4.00	1%	
Health & Fitness	TTAC - Diamond Off Peak 1 month			Including	138.00	142.00	4.00	3%	One month memberships do not include complimentary Fitness Appraisal and Workout
Health & Fitness	TTAC - Diamond Off Peak 3 months			Including	352.00	355.00	3.00	1%	
Health & Fitness	TTAC - FIFO ongoing (Off Peak)		Per Membership per month	Including	0.00	37.50	37.50	100%	Flexible FIFO membership
Health & Fitness	TTAC - FIFO ongoing (Peak)		Per Membership per month	Including	0.00	50.00	50.00	100%	Flexible FIFO membership

FEES & CHARGES SCHEDULE 2022/2023

City of Stirling

Category	Description	Minimum/ Maximum	Basis of Charge	GST	2021/22 Charge \$	2022/23 Charge \$	Variance (\$)	Variance (%)	Comment
Health & Fitness	TTAC - Silver 1 month			Including	127.00	130.00	3.00	2%	One month memberships do not include complimentary Fitness Appraisal and Workout
Health & Fitness	TTAC - Silver 12 months			Including	800.00	807.00	7.00	1%	
Health & Fitness	TTAC - Silver 3 months			Including	320.00	322.00	2.00	1%	
Health & Fitness	TTAC - Silver Off Peak 1 month			Including	99.00	100.00	1.00	1%	One month memberships do not include complimentary Fitness Appraisal and Workout
Health & Fitness	TTAC - Silver Off Peak 12 months			Including	630.00	633.00	3.00	0%	
Health & Fitness	TTAC - Silver Off Peak 3 months			Including	242.00	244.00	2.00	1%	
Health & Fitness	TTAC- Insurance only 3 months Gym & Pool access			Including	395.00	400.00	5.00	1%	Fee to accommodate insurance membership access to pool and gym only - subject to the admin fee (\$88)
Health & Fitness	TTAC- Insurance only OFF PEAK 3 months Gym & Pool access			Including	318.00	320.00	2.00	1%	Fee to accommodate insurance membership access to pool and gym only - subject to the admin fee (\$88) - New insurance membership fee
Health & Fitness	TTAC Ongoing Monthly Membership Rate	Minimum	Per membership per month	Including	60.75	60.75	0.00	0%	TTAC Ongoing Monthly Membership Rate
Health & Fitness	TTAC Ongoing Monthly Membership Rate	Maximum	Per membership per month	Including	90.00	90.00	0.00	0%	TTAC Ongoing Monthly Membership Rate
Health & Fitness	TTAC Ongoing Off-Peak Monthly Membership Rate	Minimum	Per membership per month, No further concession discounts on off-peak membership	Including	51.75	51.75	0.00	0%	TTAC Ongoing Off-Peak Monthly Membership Rate
Health & Fitness	TTAC Ongoing Off-Peak Monthly Membership Rate	Maximum	Per membership per month, No further concession discounts on off-peak membership	Including	80.00	80.00	0.00	0%	TTAC Ongoing Off-Peak Monthly Membership Rate
Health & Fitness	Workout or Appraisal			Including	67.00	67.00	0.00	0%	
Lane Hire	25m, Per Lane	Minimum	Per hour	Including	9.50	9.50	0.00	0%	Standard charge across Leisure Centres for 25m lane space - includes affiliated non profit swim squads currently using facilities
Lane Hire	25m, Per Lane	Maximum	Per hour	Including	18.00	18.00	0.00	0%	Standard charge across Leisure Centres for 25m lane space
Lane Hire	50m Pool - 1/2 Day		1/2 day charge	Including	360.00	360.00	0.00	0%	
Lane Hire	50m Pool - Full Day		Per day charge	Including	600.00	600.00	0.00	0%	
Lane Hire	50m/Hydrotherapy, Per Lane	Minimum	Per hour	Including	12.00	12.00	0.00	0%	Includes affiliated non profit swim squads currently using facilities
Lane Hire	50m/Hydrotherapy, Per Lane	Maximum	Per hour	Including	23.00	23.00	0.00	0%	
Lane Hire	Dive Pool/ Learn to Swim - Full Pool		Per hour	Including	44.00	44.00	0.00	0%	
Lane Hire	Dive Pool/ Learn to Swim - Half Pool		Per hour	Including	24.00	24.00	0.00	0%	
Lane Hire	Pool Inflatable Booking	Min	Per hour	Including	95.00	95.00	0.00	0%	Min pricing reflective of small bookings with minimal staffing requirements
Lane Hire	Pool Inflatable Booking	Max	Per hour	Including	165.00	165.00	0.00	0%	Max pricing reflective of large bookings with additional staffing requirements
Leisure Programming	Child 10 Sessions	Minimum	Per Person	Including	0.00	80.00	80.00	100%	
Leisure Programming	Child 10 Sessions	Maximum	Per Person	Including	0.00	220.00	220.00	100%	
Leisure Programming	Leisure Program 10 Sessions	Minimum	Per Person	Including	72.00	76.00	4.00	6%	
Leisure Programming	Leisure Program 10 Sessions	Maximum	Per Person	Including	450.00	450.00	0.00	0%	
Leisure Programming	Leisure Program Session	Minimum	Per Person, Per Session	Including	8.00	8.00	0.00	0%	
Leisure Programming	Leisure Program Session	Maximum	Per Person, Per Session	Including	50.00	52.00	2.00	4%	
Leisure Programming	School Holiday Program	Minimum	Per Person, Per Session	Including	15.00	18.00	3.00	20%	
Leisure Programming	School Holiday Program	Maximum	Per Person, Per Session	Including	0.00	32.00	32.00	100%	
Nollamara Community Centre - Hire	Function Hire - Community Rate		Per Function	Including	190.00	190.00	0.00	0%	
Nollamara Community Centre - Hire	Function Hire - Standard Rate		Per Function	Including	255.00	255.00	0.00	0%	
Nollamara Community Centre - Hire	Main Hall Hire - Community Rate	Minimum	Per Hour	Including	5.75	5.75	0.00	0%	
Nollamara Community Centre - Hire	Main Hall Hire - Community Rate	Maximum	Per Hour	Including	30.50	30.50	0.00	0%	

FEES & CHARGES SCHEDULE 2022/2023

City of Stirling

Category	Description	Minimum/ Maximum	Basis of Charge	GST	2021/22 Charge \$	2022/23 Charge \$	Variance (\$)	Variance (%)	Comment
Nollamara Community Centre - Hire	Main Hall Hire - Nollamara Autumn Club Rate		Per Hour	Including	5.75	6.00	0.25	4%	Applicable to Nollamara Autumn Club only for their agreed hours of use; club is to be charged the minimum Community Rate of hire for bookings outside agreed hours.
Nollamara Community Centre - Hire	Main Hall Hire - Standard Rate		Per Hour	Including	50.00	50.00	0.00	0%	
Nollamara Community Centre - Hire	Meeting/Craft Room Hire - Standard Rate		Per Hour	Including	21.50	21.50	0.00	0%	Applicable to Lounge and Podiatry Rooms.
Nollamara Community Centre - Hire	Meeting/Craft Room Hire - Community Rate		Per Hour	Including	15.50	15.50	0.00	0%	Applicable to Lounge and Podiatry Rooms.
Nollamara Community Centre - Hire	Meeting/Craft Room Hire - Nollamara Autumn Club Rate		Per Hour	Including	5.75	6.00	0.25	4%	Applicable to Nollamara Autumn Club only for their agreed hours of use; club is to be charged the minimum Community Rate of hire for bookings outside agreed hours. Applicable to Activity Room only.
Nollamara Community Centre - Hire	Podiatry Room - Hire Agreement Rate		Per Day	Including	25.50	25.50	0.00	0%	
North Beach Community Centre - Hire	Function Hire - Community Rate		Per Function	Including	190.00	190.00	0.00	0%	
North Beach Community Centre - Hire	Function Hire - Standard Rate		Per Function	Including	255.00	255.00	0.00	0%	
North Beach Community Centre - Hire	Main Hall Hire - Community Rate	Minimum	Per Hour	Including	5.75	5.75	0.00	0%	
North Beach Community Centre - Hire	Main Hall Hire - Community Rate	Maximum	Per Hour	Including	30.50	30.50	0.00	0%	
North Beach Community Centre - Hire	Main Hall Hire - North Beach Autumn Club Rate		Per Hour	Including	5.75	6.00	0.25	4%	Applicable to North Beach Autumn Club only for their agreed hours of use; club is to be charged the minimum Community Rate of hire for bookings outside agreed hours.
North Beach Community Centre - Hire	Main Hall Hire - Standard Rate		Per Hour	Including	50.00	50.00	0.00	0%	
North Beach Community Centre - Hire	Meeting/Craft Room Hire - Standard Rate		Per Hour	Including	21.50	21.50	0.00	0%	Applicable to Library.
North Beach Community Centre - Hire	Meeting/Craft Room Hire - Community Rate		Per Hour	Including	15.50	15.50	0.00	0%	Applicable to Library.
North Beach Community Centre - Hire	Meeting/Craft Room Hire - North Beach Autumn Club Rate		Per Hour	Including	5.75	6.00	0.25	4%	Applicable to North Beach Autumn Club only for their agreed hours of use; club is to be charged the minimum Community Rate of hire for bookings outside agreed hours. Applicable to Library.
Organised Sport	Child	Minimum	Per Person, Per Session	Including	8.00	8.50	0.50	6%	
Organised Sport	Child	Maximum	Per Person, Per Session	Including	15.00	16.00	1.00	7%	
Organised Sport	Registration	Minimum	One off, Per Team	Including	0.00	40.00	40.00	100%	
Organised Sport	Registration	Maximum	One off, Per Team	Including	70.00	70.00	0.00	0%	
Organised Sport	Team	Minimum	Per Team, Per Session	Including	50.00	50.00	0.00	0%	
Organised Sport	Team	Maximum	Per Team, Per Session	Including	80.00	80.00	0.00	0%	
Osborne Park Community Centre	Craft Room Hire - Community Rate		Per Hour	Including	20.00	20.00	0.00	0%	Reduced for consistency in comparison to other activity rooms
Osborne Park Community Centre	Craft Room Hire - Standard Rate		Per Hour	Including	30.00	30.00	0.00	0%	Reduced for consistency in comparison to other activity rooms
Osborne Park Community Centre	Function Rate - Community		Per Function	Including	470.00	470.00	0.00	0%	
Osborne Park Community Centre	Function Rate - Standard Rate		Per Function	Including	670.00	670.00	0.00	0%	
Osborne Park Community Centre	Main Hall Hire - Community Rate	Minimum	Per Hour	Including	5.75	6.00	0.25	4%	
Osborne Park Community Centre	Main Hall Hire - Community Rate	Maximum	Per Hour	Including	34.00	34.00	0.00	0%	
Osborne Park Community Centre	Main Hall Hire - Osborne Autumn Club Rate		Per Hour	Including	5.75	6.00	0.25	4%	Applicable to Osborne Autumn Club and Retirees - Tuart Hill Branch only for their agreed hours of use; clubs are to be charged the minimum Community Rate of hire for bookings outside agreed hours.
Osborne Park Community Centre	Main Hall Hire - Standard Rate		Per Hour	Including	55.50	55.00	-0.50	-1%	
Osborne Park Community Centre	Meeting Room Hire - Community Rate		Per Hour	Including	30.00	30.00	0.00	0%	
Osborne Park Community Centre	Meeting Room Hire - Standard Rate		Per Hour	Including	50.00	50.00	0.00	0%	
Osborne Park Community Centre	Weddings		Per Function	Including	850.00	850.00	0.00	0%	
Printing - Stirling Leisure Centres - Herb Graham - Mirrabooka	SLC - HG - Mirrabooka Multicultural Centre - Colour Printing		Per Sheet	Including	0.25	0.25	0.00	0%	
Printing - Stirling Leisure Centres - Herb Graham - Mirrabooka	SLC - HG - Mirrabooka Multicultural Centre - Monochrome Printing		Per Sheet	Including	0.20	0.20	0.00	0%	
Programming - Stirling Leisure Centres - Scarborough	SLC - Scarborough - Crèche Entry Fee		Per Person	Including	3.00	3.00	0.00	0%	
Programs	2 x lesson per week	Min	per lesson	Exempt	8.80	8.80	0.00	0%	Aquatic Program (learn to swim) price per session.
Programs	2 x lesson per week	Max	per lesson	Exempt	14.00	15.00	1.00	7%	Aquatic Program (learn to swim) price per session.
Programs	30 min lesson	Min	per lesson	Exempt	11.00	11.00	0.00	0%	Aquatic Program (learn to swim) price per session.
Programs	30 min lesson	Max	per lesson	Exempt	16.00	17.00	1.00	6%	Aquatic Program (learn to swim) price per session.
Programs	45 Min lesson	Min	per lesson	Exempt	11.00	11.00	0.00	0%	Aquatic Program (learn to swim) price per session.

FEES & CHARGES SCHEDULE 2022/2023

City of Stirling

Category	Description	Minimum/ Maximum	Basis of Charge	GST	2021/22 Charge \$	2022/23 Charge \$	Variance (\$)	Variance (%)	Comment
Programs	45 Min lesson	Max	per lesson	Exempt	16.00	17.00	1.00	6%	Aquatic Program (learn to swim) price per session.
Programs	60 Minute lesson	Min	per lesson	Exempt	12.00	12.00	0.00	0%	Aquatic Program (learn to swim) price per session.
Programs	60 Minute lesson	Max	per lesson	Exempt	17.50	18.50	1.00	6%	Aquatic Program (learn to swim) price per session.
Programs	Junior Ongoing Monthly Membership Rate	Minimum	Per Membership per month	Including	40.00	40.00	0.00	0%	Ongoing Learn to Swim Membership Rate
Programs	Ongoing Learn to Swim Membership	Maximum	Per membership per month	Including	80.00	85.00	5.00	6%	Ongoing Learn to Swim Membership Rate
Programs	Private lessons		per lesson	Exempt	50.00	52.00	2.00	4%	Aquatic Program (learn to swim) price per session
Programs	Special Needs Classes		per lesson	Exempt	38.00	39.00	1.00	3%	Aquatic Program (learn to swim) price per session
Room Hire - Leisurepark Balga	Boxing Area - Adjacent to Sports Hall		Per Month	Including	282.00	290.00	8.00	3%	To applied when room is on an exclusive use hire agreement.
Room Hire - Leisurepark Balga	Equipment Set-up & Hire	Minimum	Per booking	Including	50.00	50.00	0.00	0%	
Room Hire - Leisurepark Balga	Equipment Set-up & Hire	Maximum	Per booking	Including	0.00	150.00	150.00	100%	
Room Hire - Leisurepark Balga	Main Community Hall	Minimum	Per hour	Including	34.00	34.00	0.00	0%	
Room Hire - Leisurepark Balga	Main Community Hall	Maximum	Per hour	Including	62.00	62.00	0.00	0%	
Room Hire - Leisurepark Balga	Party / Meeting Room / Crèche	Minimum	Per hour	Including	27.00	27.00	0.00	0%	
Room Hire - Leisurepark Balga	Party / Meeting Room / Crèche	Maximum	Per hour	Including	54.00	54.00	0.00	0%	
Room Hire - Leisurepark Balga	Program Room	Minimum	Per hour	Including	23.00	23.00	0.00	0%	
Room Hire - Leisurepark Balga	Program Room	Maximum	Per hour	Including	46.00	46.00	0.00	0%	
Room Hire - Leisurepark Balga	Single Sports Court	Minimum	Per hour	Including	32.00	32.00	0.00	0%	
Room Hire - Leisurepark Balga	Single Sports Court	Maximum	Per hour	Including	61.00	61.00	0.00	0%	
Room Hire - Leisurepark Balga	Single Sports Court - Half	Minimum	Per Hour	Including	17.00	17.00	0.00	0%	
Room Hire - Leisurepark Balga	Single Sports Court - Half	Maximum	Per Hour	Including	32.00	32.00	0.00	0%	
Room Hire - Leisurepark Balga	Single Sports Court - Quarter	Minimum	Per Hour	Including	32.00	32.00	0.00	0%	
Room Hire - Leisurepark Balga	Single Sports Court - Quarter	Maximum	Per Hour	Including	61.00	61.00	0.00	0%	
Room Hire - Terry Tyzack Aquatic Centre	Equipment Set-up & Hire	Minimum	Per booking	Including	10.00	10.00	0.00	0%	Consolidated setup charge for TTAC
Room Hire - Terry Tyzack Aquatic Centre	Equipment Set-up & Hire	Maximum	Per booking	Including	62.50	62.50	0.00	0%	Consolidated setup charge for TTAC
Room Hire - Terry Tyzack Aquatic Centre	Function Room	Minimum	Per hour	Including	32.00	32.00	0.00	0%	
Room Hire - Terry Tyzack Aquatic Centre	Function Room	Maximum	Per hour	Including	62.00	62.00	0.00	0%	
Room Hire - Terry Tyzack Aquatic Centre	Massage Room		Per month	Including	530.00	530.00	0.00	0%	
Room Hire - Terry Tyzack Aquatic Centre	PA System		Per booking	Including	50.00	50.00	0.00	0%	
Room Hire - Terry Tyzack Aquatic Centre	Shade Sail Area		Per Hour	Including	15.00	15.00	0.00	0%	
Scarborough Community Centre - Hire	Function Hire - Community Rate		Per Function	Including	300.00	300.00	0.00	0%	
Scarborough Community Centre - Hire	Function Hire - Standard Rate		Per Function	Including	425.00	425.00	0.00	0%	
Scarborough Community Centre - Hire	Main Hall Hire - Community Rate	Minimum	Per Hour	Including	5.75	5.75	0.00	0%	
Scarborough Community Centre - Hire	Main Hall Hire - Community Rate	Maximum	Per Hour	Including	30.50	30.50	0.00	0%	
Scarborough Community Centre - Hire	Main Hall Hire - Scarborough Autumn Club Rate		Per Hour	Including	5.75	6.00	0.25	4%	Applicable to Scarborough Autumn Club and Scarborough Pensioner's Club only for their agreed hours of use; clubs are to be charged the minimum Community Rate of hire for bookings outside agreed hours.
Scarborough Community Centre - Hire	Main Hall Hire - Standard Rate		Per Hour	Including	50.00	50.00	0.00	0%	
Scarborough Community Centre - Hire	Meeting Room 2 Hire - Community Rate		Per Hour	Including	18.50	18.50	0.00	0%	
Scarborough Community Centre - Hire	Meeting Room 2 Hire - Scarborough Autumn Club Rate		Per Hour	Including	5.75	6.00	0.25	4%	Applicable to Scarborough Autumn Club and Scarborough Pensioner's Club only for their agreed hours of use; clubs are to be charged the minimum Community Rate of hire for bookings outside agreed hours. Applicable to Meeting Room 2 only.
Scarborough Community Centre - Hire	Meeting Room 2 Hire - Standard Rate		Per Hour	Including	25.50	25.50	0.00	0%	
Scarborough Community Centre - Hire	Meeting/Craft Room Hire - Community Rate		Per Hour	Including	15.50	15.50	0.00	0%	Applicable to Activity Room, Meeting Room 1 and Podiatry Room.
Scarborough Community Centre - Hire	Meeting/Craft Room Hire - Scarborough Autumn Club Rate		Per Hour	Including	5.75	6.00	0.25	4%	Applicable to Scarborough Autumn Club and Scarborough Pensioner's Club only for their agreed hours of use; clubs are to be charged the minimum Community Rate of hire for bookings outside agreed hours. Applicable to Activity Room only.
Scarborough Community Centre - Hire	Meeting/Craft Room Hire - Standard Rate		Per Hour	Including	21.50	21.50	0.00	0%	Applicable to Activity Room, Meeting Room 1 and Podiatry Room.

FEES & CHARGES SCHEDULE 2022/2023

City of Stirling

Category	Description	Minimum/ Maximum	Basis of Charge	GST	2021/22 Charge \$	2022/23 Charge \$	Variance (\$)	Variance (%)	Comment
<u>Governance</u>									
Records Administration - Freedom of Information (FOI) Act	Access time supervised by City employees		per hour	Exempt	30.00	30.00	0.00	0%	Maximum statutory charge as per Regulation 5 and Schedule 1 of FOI Regulations 1993
Records Administration - Freedom of Information (FOI) Act	Application Fee	Minimum	Each	Exempt	30.00	30.00	0.00	0%	Maximum statutory charge as per Regulation 5 and Schedule 1 of FOI Regulations 1993
Records Administration - Freedom of Information (FOI) Act	Charge for duplicating a tape, film or computer data		Actual Cost, Each	Exempt	0.00	0.00	0.00	0%	Maximum statutory charge as per Regulation 5 and Schedule 1 of FOI Regulations 1993
Records Administration - Freedom of Information (FOI) Act	Copy of FOI Statement		Each	Exempt	20.00	20.00	0.00	0%	Maximum statutory charge as per Regulation 5 and Schedule 1 of FOI Regulations 1993
Records Administration - Freedom of Information (FOI) Act	Packaging and postal costs		Actual Cost, Each	Exempt	0.00	0.00	0.00	0%	Maximum statutory charge as per Regulation 5 and Schedule 1 of FOI Regulations 1993
Records Administration - Freedom of Information (FOI) Act	Photocopying charges		Per page copied	Exempt	0.20	0.20	0.00	0%	Maximum statutory charge as per Regulation 5 and Schedule 1 of FOI Regulations 1993
Records Administration - Freedom of Information (FOI) Act	Time taken by City employees dealing with application		per hour	Exempt	30.00	30.00	0.00	0%	Maximum statutory charge as per Regulation 5 and Schedule 1 of FOI Regulations 1993
Records Administration - Freedom of Information (FOI) Act	Time taken by City employees to photocopy documents		per hour	Exempt	30.00	30.00	0.00	0%	Maximum statutory charge as per Regulation 5 and Schedule 1 of FOI Regulations 1993
Records Administration - Freedom of Information (FOI) Act	Time taken by City employees to transcribe information		per hour	Exempt	30.00	30.00	0.00	0%	Maximum statutory charge as per Regulation 5 and Schedule 1 of FOI Regulations 1993

FEES & CHARGES SCHEDULE 2022/2023

City of Stirling

Category	Description	Minimum/ Maximum	Basis of Charge	GST	2021/22 Charge \$	2022/23 Charge \$	Variance (\$)	Variance (%)	Comment
<u>Community Safety</u>									
Animal - Other	Sale of Goods and Product mark up percentage		10% to 200%	Including	0.00	0.00	0.00	0%	Provision for the mark-up on goods sold by the City at animal care/ city facilities
Cats	Application for cat permit	Minimum		Exempt	0.00	0.00	0.00	0%	For keeping of 2 or 3 cats
Cats	Release fee for impounded cats	Minimum	Per Cat	Exempt	80.00	80.00	0.00	0%	In line with the City's cat management contract
Cats	Sustenance for impounded cats	Minimum	Per Day	Exempt	25.00	25.00	0.00	0%	In line with the City's cat management contract
Dogs	1st Vaccination fee for Impounded Puppy Sale		Per Dog	Exempt	54.55	54.55	0.00	0%	1st puppy vaccination fee (as per veterinary charges)
Dogs	Application to keep more than two dogs		Per application	Exempt	100.00	100.00	0.00	0%	Includes inspection fee
Dogs	Application to keep more than two dogs (Pensioner)		Per application	Exempt	23.00	23.00	0.00	0%	Includes inspection fee
Dogs	Dangerous dog/restricted breed inspection		Per registration	Exempt	85.00	85.00	0.00	0%	Inspection fee for dangerous dog or restricted breed
Dogs	Microchipping of dog / cat (Special Events)	Maximum	Per Animal	Including	40.00	40.00	0.00	0%	
Dogs	Microchipping of dog and cat (Impounded Animal)	Maximum		Exempt	35.00	35.00	0.00	0%	Charge applies and is GST exempt for impounded animals only
Dogs	Pound release fee - if not registered			Exempt	110.00	110.00	0.00	0%	
Dogs	Pound release fee - if registered			Exempt	85.00	85.00	0.00	0%	
Dogs	Replacement dog tag		Per tag	Exempt	5.50	5.50	0.00	0%	
Dogs	Sale of female dog. Package includes sterilisation and vaccination	Minimum	Per dog	Including	299.00	299.00	0.00	0%	Service providers cost microchipping costs excluded
Dogs	Sale of female dog. Package includes sterilisation and vaccination	Maximum	Per dog	Including	353.00	370.00	17.00	5%	Service providers cost microchipping costs excluded
Dogs	Sale of male dog. Package includes sterilisation and vaccination	Minimum	Per dog	Including	199.00	199.00	0.00	0%	Microchipping excluded current year registration waived
Dogs	Sale of male dog. Package includes sterilisation and vaccination	Maximum	Per dog	Including	253.00	265.00	12.00	5%	Microchipping excluded current year registration waived
Dogs	Sale of sterilised dog Vaccination fee			Including	55.00	55.00	0.00	0%	Microchipping excluded current year registration waived
Dogs	Surrender			Including	90.00	90.00	0.00	0%	
Dogs	Sustenance per day			Exempt	19.00	20.00	1.00	5%	
Impounded Vehicle	Fee for storage and towing of impounded vehicle	Maximum	Per vehicle	Exempt	510.00	510.00	0.00	0%	Fee charged by service provider
Impounded Vehicles	Fee for storage and towing of impounded vehicles	Minimum	Per vehicle	Exempt	121.00	121.00	0.00	0%	New contracted service provider
Other	Charge for impounded trolleys		Per trolley	Including	105.00	105.00	0.00	0%	
Other	Final Demand	Minimum		Exempt	24.80	24.80	0.00	0%	Costs charged are set by legislation
Other	Fines Enforcement Registration Fee	Minimum		Exempt	79.50	79.50	0.00	0%	Costs charged are set by legislation
Other	Firebreak contractor attendance fee	Minimum	Per Attendance	Including	25.00	25.00	0.00	0%	In line with the City's firebreak contractor costs
Other	Impounding Other Goods and Animals (not vehicles or signs)		Per item	Exempt	105.00	105.00	0.00	0%	
Other	Impounding signs		Per sign	Exempt	65.00	65.00	0.00	0%	
Other	Road Closures/Street Procession		Application fee	Exempt	80.00	80.00	0.00	0%	Application for a road closure or street procession (No fee if not for profit or charitable organisation)
Other	Slashing and firebreak installation recovery	Minimum	Per firebreak installed	Exempt	135.00	135.00	0.00	0%	Costs charged are dependant upon contractor costs for firebreak installation
Parking Fees	Annual Fee for Private Property Parking Enforcement Agreement	Minimum	Per annum	Exempt	150.00	150.00	0.00	0%	Annual fee for Private Property Parking Enforcement Agreement - minimum fee
Parking Fees	Annual Fee for Private Property Parking Enforcement Agreement	Maximum	Per annum	Exempt	5,679.00	5,679.00	0.00	0%	Annual fee for Private Property Parking Enforcement Agreement - maximum fee
Parking Fees	Appointment of "Authorised Person"		Per officer	Including	80.00	80.00	0.00	0%	Administrative Fee
Parking Fees	Exclusive use of parking bay (on or off street) No time restriction		Daily rate	Including	10.00	10.00	0.00	0%	
Parking Fees	Exclusive use of parking bay (on or off street) Time restriction and fee applicable		Daily rate	Including	25.00	25.00	0.00	0%	
Parking Fees	Exclusive use of parking bay (on or off street) Time restriction applies		Daily rate	Including	20.00	20.00	0.00	0%	
Parking Fees	Infringement withdrawal (private property/commercial)	Minimum	Per infringement	Exempt	48.00	50.00	2.00	4%	Fee for withdrawal of infringement notice including related FER charges
Parking Fees	Infringement withdrawal (private property/commercial)	Maximum	Per infringement	Exempt	115.00	115.00	0.00	0%	
Parking Fees	Parking Fees (long term parking)	Minimum	Hourly rate	Including	1.10	1.10	0.00	0%	Applicable Parking Fees are set by a council resolution and may also include a first hour free period.

FEES & CHARGES SCHEDULE 2022/2023

City of Stirling

Category	Description	Minimum/ Maximum	Basis of Charge	GST	2021/22 Charge \$	2022/23 Charge \$	Variance (\$)	Variance (%)	Comment
Parking Fees	Parking Fees (long term parking)	Minimum	Daily rate	Including	5.50	5.50	0.00	0%	Applicable Parking Fees are set by a council resolution and may also include a first hour free period.
Parking Fees	Parking Fees (long term parking)	Maximum	Hourly rate	Including	2.10	2.10	0.00	0%	Applicable Parking Fees are set by a council resolution and may also include a first hour free period.
Parking Fees	Parking Fees (long term parking)	Maximum	Daily rate	Including	12.00	12.00	0.00	0%	Applicable Parking Fees are set by a council resolution and may also include a first hour free period.
Parking Fees	Parking Fees (short term parking)	Minimum	Hourly rate	Including	1.60	1.60	0.00	0%	Applicable Parking Fees are set by a council resolution and may also include a first hour free period.
Parking Fees	Parking Fees (short term parking)	Maximum	Hourly rate	Including	5.00	5.00	0.00	0%	Applicable Parking Fees are set by a council resolution and may also include a first hour free period.
Parking Fees	Private Property Parking Enforcement Agreement	Minimum	Initial application fee	Exempt	150.00	150.00	0.00	0%	
Parking Fees	Private Property Parking Enforcement Agreement	Maximum	Initial application fee	Exempt	580.00	580.00	0.00	0%	
Parking Fees	Residential Parking Permit - replacement fee		Per permit per annum	Exempt	30.00	30.00	0.00	0%	Charge for residential parking permits replacement - First replacement permit free in line with Parking Permit Policy
Permit	Property Local Law Permit fee (unspecified)	Minimum		Exempt	150.00	150.00	0.00	0%	
Permit	Property Local Law Permit fee (unspecified)	Maximum		Exempt	600.00	600.00	0.00	0%	
Permit	Street Trading Permit	Maximum	Per annum	Exempt	2,130.00	2,130.00	0.00	0%	Non- food related permit
Permit	Street Trading Permit	Maximum	Daily	Exempt	15.00	15.00	0.00	0%	Non- food related permit
Permit	Street Trading Permit	Maximum	Weekly	Exempt	62.00	62.00	0.00	0%	Non- food related permit
Permit	Street Trading Permit	Maximum	Monthly	Exempt	177.00	177.00	0.00	0%	Non- food related permit
Security	Property surveillance and security service charge		Per rateable property	Exempt	30.00	35.00	5.00	17%	